

# Department of Homeland Security

## *U.S. Immigration and Customs Enforcement*

### *Budget Overview*



**Fiscal Year 2023**

**Congressional Justification**

**Table of Contents**

*U.S. Immigration and Customs Enforcement* .....1  
Appropriation Organization Structure.....3  
Budget Comparison and Adjustments .....5  
Personnel Compensation and Benefits.....11  
Non Pay Budget Exhibits.....12  
Supplemental Budget Justification Exhibits .....14

**U.S. Immigration and Customs Enforcement**

**Appropriation Organization Structure**

	<b>Level</b>	<b>Fund Type (* Includes Defense Funding)</b>
<b>U.S. Immigration and Customs Enforcement</b>	<b>Component</b>	
<b>Operations and Support</b>	<b>Appropriation</b>	
Mission Support	PPA	Discretionary - Appropriation
Office of the Principal Legal Advisor	PPA	Discretionary - Appropriation
Homeland Security Investigations	PPA	
Domestic Investigations	PPA Level II	Discretionary - Appropriation
International Operations	PPA Level II	Discretionary - Appropriation
Intelligence	PPA Level II	Discretionary - Appropriation
Enforcement and Removal Operations	PPA	
Custody Operations	PPA Level II	Discretionary - Appropriation
Fugitive Operations	PPA Level II	Discretionary - Appropriation
Criminal Apprehension Program	PPA Level II	Discretionary - Appropriation
Alternatives to Detention	PPA Level II	Discretionary - Appropriation
Transportation and Removal Program	PPA Level II	Discretionary - Appropriation
<b>Procurement, Construction, and Improvements</b>	<b>Appropriation</b>	
Mission Support Assets and Infrastructure	PPA	
Consolidated ICE Financial Solution (CIFS)	Investment,PPA Level II	Discretionary - Appropriation
Mission Support Assets and Infrastructure End Items	Investment,PPA Level II	Discretionary - Appropriation
Operational Communications/Information Technology	PPA	
T-8	Investment,PPA Level II	Discretionary - Appropriation
TACCOM	Investment,PPA Level II	Discretionary - Appropriation
Operational Communications/Information Technology End Items	Investment,PPA Level II	Discretionary - Appropriation
Construction and Facility Improvements	PPA	
Mission Capacity Expansion	Investment,PPA Level II	Discretionary - Appropriation
Critical Repair/Replacement Requirement	Investment,PPA Level II	Discretionary - Appropriation
<b>Immigration Inspection User Fees</b>	<b>Appropriation</b>	Mandatory - Fee

**Department of Homeland Security****U.S. Immigration and Customs Enforcement**

<b>Breached Bond Detention Fund</b>	<b>Appropriation</b>	Mandatory - Fee
<b>Student and Exchange Visitor Program</b>	<b>Appropriation</b>	Mandatory - Fee
<b>Detention and Removal Office Fee</b>	<b>Appropriation</b>	Mandatory - Fee

**U.S. Immigration and Customs Enforcement  
Budget Comparison and Adjustments**

**Appropriation and PPA Summary**

*(Dollars in Thousands)*

	<b>FY 2021 Enacted</b>	<b>FY 2022 Annualized CR</b>	<b>FY 2022 President's Budget</b>	<b>FY 2023 President's Budget</b>
<b>Operations and Support</b>	<b>\$7,875,730</b>	<b>\$7,875,730</b>	<b>\$7,939,786</b>	<b>\$8,002,128</b>
Mission Support	\$1,304,434	\$1,304,434	\$1,364,419	\$1,467,390
Office of the Principal Legal Advisor	\$313,664	\$313,664	\$341,214	\$402,314
Homeland Security Investigations	\$2,138,730	\$2,138,730	\$2,167,725	\$2,330,198
Domestic Investigations	\$1,853,933	\$1,853,933	\$1,875,754	\$2,030,000
International Operations	\$186,626	\$186,626	\$192,384	\$197,141
Intelligence	\$98,171	\$98,171	\$99,587	\$103,057
Enforcement and Removal Operations	\$4,118,902	\$4,118,902	\$4,066,428	\$3,802,226
Custody Operations	\$2,836,128	\$2,836,128	\$2,775,100	\$2,406,059
Fugitive Operations	\$145,141	\$145,141	\$146,660	\$152,502
Criminal Apprehension Program	\$278,422	\$278,422	\$284,161	\$295,056
Alternatives to Detention	\$440,122	\$440,122	\$440,476	\$527,133
Transportation and Removal Program	\$419,089	\$419,089	\$420,031	\$421,476
<b>Procurement, Construction, and Improvements</b>	<b>\$97,799</b>	<b>\$97,799</b>	<b>\$51,700</b>	<b>\$97,762</b>
Mission Support Assets and Infrastructure	\$3,060	\$3,060	\$13,321	\$10,563
Consolidated ICE Financial Solution (CIFS)	-	-	\$13,321	\$10,563
Mission Support Assets and Infrastructure End Items	\$3,060	\$3,060	-	-
Operational Communications/Information Technology	\$21,478	\$21,478	\$21,000	\$12,434
T-8	\$6,000	\$6,000	\$6,000	\$8,134
TACCOM	\$6,850	\$6,850	-	-
Operational Communications/Information Technology End Items	\$8,628	\$8,628	\$15,000	\$4,300
Construction and Facility Improvements	\$73,261	\$73,261	\$17,379	\$74,765
Mission Capacity Expansion	\$51,761	\$51,761	\$11,900	\$14,200
Critical Repair/Replacement Requirement	\$21,500	\$21,500	\$5,479	\$60,565
<b>Immigration Inspection User Fees</b>	<b>\$135,000</b>	<b>\$135,000</b>	<b>\$135,000</b>	<b>\$135,000</b>
<b>Breached Bond Detention Fund</b>	<b>\$55,000</b>	<b>\$55,000</b>	<b>\$55,000</b>	<b>\$55,000</b>
<b>Student and Exchange Visitor Program</b>	<b>\$186,610</b>	<b>\$186,610</b>	<b>\$186,610</b>	<b>\$186,610</b>

**Department of Homeland Security****U.S. Immigration and Customs Enforcement**

<b>Detention and Removal Office Fee</b>	<b>\$300</b>	<b>\$300</b>	<b>\$3,000</b>	<b>\$3,000</b>
<b>Total</b>	<b>\$8,350,439</b>	<b>\$8,350,439</b>	<b>\$8,371,096</b>	<b>\$8,479,500</b>

**U.S. Immigration and Customs Enforcement  
Comparison of Budget Authority and Request**

*(Dollars in Thousands)*

	FY 2021 Enacted			FY 2022 President's Budget			FY 2023 President's Budget			FY 2022 to FY 2023 Total Changes		
	Pos.	FTE	Amount	Pos.	FTE	Amount	Pos.	FTE	Amount	Pos.	FTE	Amount
Operations and Support	21,102	20,711	\$7,875,730	21,268	20,881	\$7,939,786	21,961	21,312	\$8,002,128	693	431	\$62,342
Procurement, Construction, and Improvements	-	-	\$97,799	-	-	\$51,700	-	-	\$97,762	-	-	\$46,062
Immigration Inspection User Fees	-	-	\$135,000	-	-	\$135,000	-	-	\$135,000	-	-	-
Breached Bond Detention Fund	-	-	\$55,000	-	-	\$55,000	-	-	\$55,000	-	-	-
Student and Exchange Visitor Program	397	376	\$186,610	397	376	\$186,610	397	376	\$186,610	-	-	-
Detention and Removal Office Fee	-	-	\$300	-	-	\$3,000	-	-	\$3,000	-	-	-
<b>Total</b>	<b>21,499</b>	<b>21,087</b>	<b>\$8,350,439</b>	<b>21,665</b>	<b>21,257</b>	<b>\$8,371,096</b>	<b>22,358</b>	<b>21,688</b>	<b>\$8,479,500</b>	<b>693</b>	<b>431</b>	<b>\$108,404</b>
Subtotal Discretionary - Appropriation	21,102	20,711	\$7,973,529	21,268	20,881	\$7,991,486	21,961	21,312	\$8,099,890	693	431	\$108,404
Subtotal Mandatory - Fee	397	376	\$376,910	397	376	\$379,610	397	376	\$379,610	-	-	-

**Component Budget Overview**

The FY 2023 Budget includes \$8.5 billion; 22,358 positions; and 21,688 full-time equivalents (FTE) for U.S. Immigration and Customs Enforcement (ICE). The requested funding will fill critical operational and resource gaps to effectively carry out ICE’s mission and account for critical facility infrastructure needs and IT investments. This funding level represents an increase of \$108.4 million over the FY 2022 President’s Budget.

ICE is the principal criminal investigative agency within the U.S. Department of Homeland Security (DHS). ICE enforces more than 400 Federal statutes and focuses on immigration enforcement, preventing terrorism, and combating the illegal movement of people and goods. ICE has over 21,000 employees deployed across all 50 States, the District of Columbia, and in 57 countries.

The FY 2023 Budget seeks 693 new positions to support ICE needs and to effectively carry out ICE’s mission. This increase includes an additional 126 positions for Mission Support, 341 positions for the Office of the Principal Legal Advisor (OPLA), 131 positions for Homeland Security Investigations (HSI) to include seven transferred-in Blue Campaign positions, and 95 positions for Enforcement and Removal Operations (ERO). These enhancements will evolve frontline operations by expanding and transforming ICE’s investigative, enforcement, and legal capabilities in a manner consistent with the Administration’s focus on building a fair, orderly, and humane immigration system. Additional Mission Support positions will provide for better and more effective servicing of the Agency at-large, including in the business lines of human capital management and servicing, and financial management and systems modernization. OPLA will gain requisite staffing enabling it to properly represent the United States in immigration proceedings before Immigration Judges (IJ) within the Department of Justice Executive Office for Immigration Review (EOIR), as EOIR continues with its year-over-year IJ position growth and expands its number of courtrooms. HSI’s positions will add needed resources to the

Victim's Assistance Program and the Center for Countering Human Trafficking, as well as for counterintelligence personnel for risk reduction. ERO's staffing increases support an expansion of its international footprint and management of the non-detained docket. Enhancements will also streamline processes and minimize risk by updating or replacing aging information technology systems. ICE will also bolster operational support through rightsizing business functions that support frontline operations. The FY 2023 Budget also includes funding for infrastructure and critical repairs of ICE facilities.



## U.S. Immigration and Customs Enforcement Budget Authority and Obligations

*(Dollars in Thousands)*

	FY 2021	FY 2022	FY 2023
<b>Enacted/Request</b>	<b>\$8,350,439</b>	<b>\$8,371,096</b>	<b>\$8,479,500</b>
Carryover - Start of Year	\$490,304	\$598,161	\$432,425
Recoveries	\$52,673	\$46,050	\$44,051
Rescissions to Current Year/Budget Year	(\$3,756)	(\$9)	-
Net Sequestered Resources	(\$229)	(\$2,804)	-
Reprogramming/Transfers	\$26,249	-	-
Supplementals	\$1,516	\$6,900	-
<b>Total Budget Authority</b>	<b>\$8,917,196</b>	<b>\$9,019,394</b>	<b>\$8,955,976</b>
Collections - Reimbursable Resources	\$179,635	\$198,506	\$211,750
Collections - Other Sources	-	-	-
<b>Total Budget Resources</b>	<b>\$9,096,831</b>	<b>\$9,217,900</b>	<b>\$9,167,726</b>
Obligations (Actual/Estimates/Projections)	\$8,473,330	\$8,785,475	\$8,666,638
<b>Personnel: Positions and FTE</b>			
Enacted/Request Positions	21,499	21,665	22,358
Enacted/Request FTE	21,087	21,257	21,688
<b>Onboard and Actual FTE</b>			
Onboard (Actual/Estimates/Projections)	20,337	21,665	22,358
FTE (Actual/Estimates/Projections)	20,567	21,257	21,688

**U.S. Immigration and Customs Enforcement**  
**Collections - Reimbursable Resources**  
*(Dollars in Thousands)*

	FY 2021 Enacted			FY 2022 President's Budget			FY 2023 President's Budget		
	Pos.	FTE	Amount	Pos.	FTE	Amount	Pos.	FTE	Amount
Asset Forfeiture Fund and Puerto Rican Trust Fund	98	92	\$42,000	-	145	\$80,000	-	165	\$92,000
Department of Defense	-	-	-	-	-	-	-	-	\$3,000
Department of Defense - Navy, Marine Corps	-	-	-	-	-	-	6,000	-	-
Department of Homeland Security - U.S. Citizenship and Immigration Services	-	-	-	-	-	-	-	-	\$8,000
Department of Homeland Security - Countering Weapons of Mass Destruction	-	-	-	-	-	-	-	-	\$4,000
Department of Homeland Security - Federal Emergency Management Agency	-	-	\$1,421	-	-	-	-	-	\$700
Department of Homeland Security - Federal Law Enforcement Training Centers	-	-	-	-	-	-	-	-	\$300
Department of Homeland Security - Federal Protective Service	-	-	-	-	-	-	-	-	\$6,500
Department of Homeland Security - Management Directorate	-	-	\$106,000	-	330	\$86,000	-	330	\$66,600
Department of Homeland Security - Science and Technology	-	-	-	-	-	-	-	-	\$1,000
Department of Homeland Security - U.S. Customs and Border Protection	-	-	\$18,500	-	4	\$18,500	-	-	\$12,250
Department of Homeland Security - United States Coast Guard	-	-	-	-	-	\$135	-	-	-
Department of Homeland Security - United States Secret Service	-	-	\$5,000	-	-	-	-	-	-
Department of Justice	-	-	-	-	10	\$1,050	-	14	\$5,000
Department of State	-	-	\$6,714	-	8	\$7,821	-	14	\$12,400
Department of Homeland Security - Cybersecurity and Infrastructure Security Agency	-	-	-	-	-	\$5,000	-	-	-
<b>Total Collections</b>	<b>98</b>	<b>92</b>	<b>\$179,635</b>	<b>-</b>	<b>497</b>	<b>\$198,506</b>	<b>6,000</b>	<b>523</b>	<b>\$211,750</b>

**U.S. Immigration and Customs Enforcement  
Personnel Compensation and Benefits**

**Pay Summary**  
*(Dollars in Thousands)*

	FY 2021 Enacted				FY 2022 President's Budget				FY 2023 President's Budget				FY 2022 to FY 2023 Total			
	Pos.	FTE	Amount	Rate	Pos.	FTE	Amount	Rate	Pos.	FTE	Amount	Rate	Pos.	FTE	Amount	Rate
Operations and Support	21,102	20,711	\$3,862,164	\$186.35	21,268	20,881	\$4,043,618	\$193.52	21,961	21,312	\$4,280,838	\$200.70	693	431	\$237,220	\$7.18
Student and Exchange Visitor Program	397	376	\$72,855	\$193.76	397	376	\$72,855	\$193.76	397	376	\$72,855	\$193.76	-	-	-	-
<b>Total</b>	<b>21,499</b>	<b>21,087</b>	<b>\$3,935,019</b>	<b>\$186.48</b>	<b>21,665</b>	<b>21,257</b>	<b>\$4,116,473</b>	<b>\$193.53</b>	<b>22,358</b>	<b>21,688</b>	<b>\$4,353,693</b>	<b>\$200.58</b>	<b>693</b>	<b>431</b>	<b>\$237,220</b>	<b>\$7.06</b>
Subtotal Discretionary - Appropriation	21,102	20,711	\$3,862,164	\$186.35	21,268	20,881	\$4,043,618	\$193.52	21,961	21,312	\$4,280,838	\$200.70	693	431	\$237,220	\$7.18
Subtotal Mandatory - Fee	397	376	\$72,855	\$193.76	397	376	\$72,855	\$193.76	397	376	\$72,855	\$193.76	-	-	-	-

**Pay by Object Class**  
*(Dollars in Thousands)*

	FY 2021 Enacted	FY 2022 President's Budget	FY 2023 President's Budget	FY 2022 to FY 2023 Change
11.1 Full-time Permanent	\$2,236,028	\$2,321,104	\$2,464,347	\$143,243
11.3 Other than Full-time Permanent	\$24,143	\$24,876	\$25,902	\$1,026
11.5 Other Personnel Compensation	\$505,571	\$521,921	\$546,314	\$24,393
11.8 Special Personal Services Payments	\$2,621	\$2,701	\$3,481	\$780
12.1 Civilian Personnel Benefits	\$1,166,656	\$1,245,871	\$1,313,649	\$67,778
<b>Total - Personnel Compensation and Benefits</b>	<b>\$3,935,019</b>	<b>\$4,116,473</b>	<b>\$4,353,693</b>	<b>\$237,220</b>
<b>Positions and FTE</b>				
Positions - Civilian	21,499	21,665	22,358	693
FTE - Civilian	21,087	21,257	21,688	431

**U.S. Immigration and Customs Enforcement  
Non Pay Budget Exhibits**

**Non Pay Summary**

*(Dollars in Thousands)*

	<b>FY 2021 Enacted</b>	<b>FY 2022 President's Budget</b>	<b>FY 2023 President's Budget</b>	<b>FY 2022 to FY 2023 Change</b>
Operations and Support	\$4,013,566	\$3,896,168	\$3,721,290	(\$174,878)
Procurement, Construction, and Improvements	\$97,799	\$51,700	\$97,762	\$46,062
Immigration Inspection User Fees	\$135,000	\$135,000	\$135,000	-
Breached Bond Detention Fund	\$55,000	\$55,000	\$55,000	-
Student and Exchange Visitor Program	\$113,755	\$113,755	\$113,755	-
Detention and Removal Office Fee	\$300	\$3,000	\$3,000	-
<b>Total</b>	<b>\$4,415,420</b>	<b>\$4,254,623</b>	<b>\$4,125,807</b>	<b>(\$128,816)</b>
Subtotal Discretionary - Appropriation	\$4,111,365	\$3,947,868	\$3,819,052	(\$128,816)
Subtotal Mandatory - Fee	\$304,055	\$306,755	\$306,755	-

**Non Pay by Object Class**

*(Dollars in Thousands)*

	<b>FY 2021 Enacted</b>	<b>FY 2022 President's Budget</b>	<b>FY 2023 President's Budget</b>	<b>FY 2022 to FY 2023 Change</b>
21.0 Travel and Transportation of Persons	\$453,450	\$447,122	\$455,043	\$7,921
22.0 Transportation of Things	\$11,839	\$11,758	\$13,058	\$1,300
23.1 Rental Payments to GSA	\$357,753	\$392,687	\$409,568	\$16,881
23.2 Rental Payments to Others	\$26,194	\$26,699	\$26,830	\$131
23.3 Communications, Utilities, & Miscellaneous	\$78,244	\$74,517	\$88,597	\$14,080
24.0 Printing and Reproduction	\$1	\$1	\$1	-
25.1 Advisory & Assistance Services	\$570,037	\$550,790	\$692,661	\$141,871
25.2 Other Services from Non-Federal Sources	\$222,717	\$207,182	\$304,237	\$97,055
25.3 Other Purchases of goods and services	\$124,017	\$118,666	\$150,041	\$31,375
25.4 Operations & Maintenance of Facilities	\$1,980,787	\$229,713	\$238,685	\$8,972
25.5 Research & Development Contracts	\$516	\$516	\$941	\$425
25.6 Medical Care	\$48,086	\$39,535	\$40,050	\$515
25.7 Operation & Maintenance of Equipment	\$234,556	\$220,366	\$221,691	\$1,325
25.8 Subsistence and Support of Persons	\$7,144	\$1,674,394	\$1,135,794	(\$538,600)
26.0 Supplies & Materials	\$60,722	\$53,520	\$56,783	\$3,263
31.0 Equipment	\$104,302	\$130,706	\$148,187	\$17,481
32.0 Land and Structures	\$106,765	\$48,161	\$115,350	\$67,189
42.0 Insurance Claims and Indemnities	\$25,702	\$25,702	\$25,702	-
91.0 Unvouchered	\$2,588	\$2,588	\$2,588	-
<b>Total - Non Pay Budget Object Class</b>	<b>\$4,415,420</b>	<b>\$4,254,623</b>	<b>\$4,125,807</b>	<b>(\$128,816)</b>

**U.S. Immigration and Customs Enforcement  
Supplemental Budget Justification Exhibits**

---

**FY 2023 Counter Unmanned Aerial Systems (CUAS) Funding**

The FY 2023 Budget for ICE does not include any dedicated resources for Counter Unmanned Aerial Systems programs.

**U.S. Immigration and Customs Enforcement  
Status of Congressionally Requested Studies, Reports and Evaluations**

<b>Fiscal Year</b>	<b>Due Date</b>	<b>Reference/Citation</b>	<b>Requirement</b>	<b>Status</b>
2017	December 1, 2017	FY 2017 HAC Report 114-668	Intensive Supervision Appearance Program (ISAP) (formerly Alternatives to Detention) - Second Semiannual FY 2017	Drafted – Under Review
2018	June 21, 2018	FY 2018 Appropriations P.L. 115-141	Detention Contracts and Intergovernmental Agreements	Transmitted – August 09, 2021
2018	July 1, 2018	FY 2018 Appropriations P.L. 115-141	Intensive Supervision Appearance Program (ISAP) (formerly Alternatives to Detention) - Semiannual 1	Drafted – Under Review
2018	December 1, 2018	FY 2018 Appropriations P.L. 115-141	Intensive Supervision Appearance Program (ISAP) (formerly Alternatives to Detention) - Semiannual 2	Drafted – Under Review
2019	April 16, 2019	FY 2019 Appropriations P.L. 116-6	Intensive Supervision Appearance Program (ISAP) (formerly Alternatives to Detention) 5 Year Plan	Drafted – Under Review
2019	May 16, 2019	FY 2019 Appropriations P.L. 116-6	U.S. Citizens Detained for Removal – Semiannual 1	Drafted – Under Review
2019	May 16, 2019	FY 2019 Appropriations P.L. 116-6	Detention Contracts and IGSA's	Transmitted –September 09, 2021
2019	July 1, 2019	FY 2019 Appropriations P.L. 116-6	Intensive Supervision Appearance Program (ISAP) (formerly Alternatives to Detention) - Semiannual 1	Drafted – Under Review
2019	November 29, 2019	FY 2019 Appropriations P.L. 116-6	Intensive Supervision Appearance Program (ISAP) (formerly Alternatives to Detention) - Semiannual 2	Drafted – Under Review
2019	January 30, 2020	FY 2019 Appropriations P.L. 116-6	U.S. Citizens Detained for Removal – Semiannual 2	Drafted – Under Review
2020	February 3, 2020	FY 2020 Appropriations P.L. 116-93	287(g) End-of-Year Report	Pending
2020	February 18, 2020	FY 2019 Appropriations P.L. 116-93	Intensive Supervision Appearance Program (ISAP) (formerly Alternatives to Detention)	Pending
2020	March 19, 2020	FY 2019 Appropriations P.L. 116-93	Detention Contracts and Intergovernmental Agreements	Transmitted – September 09,2021
2020	March 19, 2020	FY 2019 Appropriations P.L. 116-93	Removals of Aliens with Denied, Revoked, or Pending U Visa Petitions	Transmitted – February 11, 2022
2020	June 17, 2020	FY 2019 Appropriations P.L. 116-93	Immigration Enforcement at Sensitive Locations	Drafted – Under Review
2020	June 17, 2020	FY 2019 Appropriations P.L. 116-93	Improving Conditions at ICE Field Offices and Sub-Offices	Transmitted – September 03, 2021
2020	July 1, 2020	FY 2019 Appropriations P.L. 116-93	Intensive Supervision Appearance Program (ISAP) (formerly Alternatives to Detention) - Semiannual 1	Pending

**Department of Homeland Security**

**U.S. Immigration and Customs Enforcement**

<b>Fiscal Year</b>	<b>Due Date</b>	<b>Reference/Citation</b>	<b>Requirement</b>	<b>Status</b>
2020	July 31, 2020	FY 2019 Appropriations P.L. 116-93	Deportation of Former Military Members - CY 2019 - Semiannual 1	Transmitted – February 25, 2022
2020	July 31, 2020	FY 2019 Appropriations P.L. 116-93	Deportation of Parents of U.S.-born Children - CY 2020 - Semiannual 1	Transmitted – April 20, 2021
2020	August 31, 2020	FY 2019 Appropriations P.L. 116-93	Pregnant Women in Immigration Detention - Semiannual 1	Transmitted – August 04, 2021
2020	December 1, 2020	FY 2019 Appropriations P.L. 116-93	Intensive Supervision Appearance Program (ISAP) (formerly Alternatives to Detention) - Semiannual 2	Drafted – Under Review
2020	January 29, 2021	FY 2019 Appropriations P.L. 116-93	Removals of Honorably Discharged Members of the U.S. Armed Services - CY 2019 - Semiannual 2	Pending
2020	January 29, 2021	FY 2019 Appropriations P.L. 116-93	Deportation of Parents of U.S.-born Children - CY 2020 - Semiannual 2	Transmitted –October 04, 2021
2020	January 31, 2021	FY 2019 Appropriations P.L. 116-93	Detainee Healthcare Costs - FY 2020	Pending
2020	March 1, 2021	FY 2019 Appropriations P.L. 116-93	Pregnant Women in Immigration Detention - Semiannual 2	Transmitted – February 16, 2022
2020	March 17, 2021	FY 2019 Appropriations P.L. 116-93	Forced Labor and Forced Child Labor	Transmitted – April 16, 2021
2020	N/A	FY 2020 Appropriations P.L. 116-93	Detention Report	Pending
2020	N/A	FY 2019 Appropriations P.L. 116-93	Secure Communities Jul to Sep 2020	Transmitted – May 24, 2021
2021	February 10, 2021	FY 2020 Appropriations P.L 166-260	287(g) Agreements Data	Drafted – Under Review
2021	February 25, 2021	FY 2020 Appropriations P.L 166-260	ATD Active Programs	Pending
2021	February 25, 2021	FY 2020 Appropriations P.L 166-260	Detention Facility Inspections	Drafted – Under Review
2021	February 25, 2021	FY 2020 Appropriations P.L 166-260	Referrals to Nongovernmental Organizations - Q1	Drafted – Under Review
2021	March 02, 2021	FY 2020 Appropriations P.L 166-260	ICE Age-Outs	Transmitted – April 13, 2021
2021	March 26, 2021	FY 2020 Appropriations P.L 166-260	Access to Due Process	Transmitted – February 14, 2022
2021	March 26, 2021	FY 2020 Appropriations P.L 166-260	U Visas	Pending
2021	March 26, 2021	FY 2020 Appropriations P.L 166-260	Secure Communities 1 - October 2020 - January 2021	Transmitted – March 2, 2022
2021	May 28, 2021	FY 2020 Appropriations P.L 166-260	Secure Communities 2 - February	Pending
2021	June 24, 2021	FY 2020 Appropriations P.L 166-260	Human Rights Violators and War Crimes Center	Transmitted – February 09, 2022
2021	June 24, 2021	FY 2020 Appropriations P.L 166-260	Protecting Victims and Witnesses of Crime	Pending



**Department of Homeland Security**

**U.S. Immigration and Customs Enforcement**

<b>Fiscal Year</b>	<b>Due Date</b>	<b>Reference/Citation</b>	<b>Requirement</b>	<b>Status</b>
2021	June 25, 2021	FY 2020 Appropriations P.L 166-260	Cash Electronic Bonds - Online Account & Payment System	Drafted – Under Review
2021	June 30, 2021	FY 2020 Appropriations P.L 166-260	Secure Communities 3 - March	Pending
2021	June 30, 2021	FY 2020 Appropriations P.L 166-260	Forced Labor and Forced Child Labor	Transmitted – March 14, 2022
2021	June 30, 2021	FY 2020 Appropriations P.L 166-260	Referrals to Nongovernmental Organizations - Q2	Drafted – Under Review
2021	July 30, 2021	FY 2020 Appropriations P.L 166-260	Secure Communities 4 - April	Pending
2021	July 30, 2021	FY 2020 Appropriations P.L 166-260	Pregnant Women in Detention - Semiannual 1	Transmitted – March 14, 2022
2021	August 31, 2021	FY 2020 Appropriations P.L 166-260	Secure Communities 5 - May	Pending
2021	September 22, 2021	FY 2020 Appropriations P.L 166-260	Human Trafficking	Pending
2021	September 30, 2021	FY 2020 Appropriations P.L 166-260	Secure Communities 6 - June	Pending
2021	September 30, 2021	FY 2020 Appropriations P.L 166-260	Referrals to Nongovernmental Organizations - Q3	Drafted – Under Review
2021	October 29, 2021	FY 2020 Appropriations P.L 166-260	Secure Communities 7 - July	Pending
2021	November 12, 2021	FY 2020 Appropriations P.L 166-260	Wildlife Trafficking	Pending
2021	November 30, 2021	FY 2020 Appropriations P.L 166-260	Secure Communities 8 - August	Pending
2021	December 31, 2021	FY 2020 Appropriations P.L 166-260	Secure Communities 9 - September	Pending
2021	December 31, 2021	FY 2020 Appropriations P.L 166-260	Referrals to Nongovernmental Organizations - Q4	Drafted – Under Review
2021	December 31, 2021	FY 2020 Appropriations P.L 166-260	State Police and Crime Labs	Drafted – Under Review
2021	March 1, 2022	FY 2020 Appropriations P.L 166-260	ATD Program Enrollment Referrals Annual Report	Pending
2021	March 1, 2022	FY 2020 Appropriations P.L 166-260	Detention Healthcare Costs	Pending
2021	March 1, 2022	FY 2020 Appropriations P.L 166-260	Pregnant Women in Detention - Semiannual 2	Transmitted – March 14, 2022

**U.S. Immigration and Customs Enforcement  
Authorized/Unauthorized Appropriations**

<b>Budget Activity</b> <i>(Dollars in Thousands)</i>	<b>Last year of Authorization</b>	<b>Authorized Level</b>	<b>Appropriation in Last Year of Authorization</b>	<b>FY 2023 President's Budget</b>
	<b>Fiscal Year</b>	<b>Amount</b>	<b>Amount</b>	<b>Amount</b>
<b>Operations and Support</b>	<b>2003<sup>1</sup> / 2004<sup>3</sup></b>	<b>N/A<sup>1</sup> / \$1,399,692<sup>3</sup></b>	<b>\$3,032,094<sup>2</sup> / N/A<sup>4</sup></b>	<b>\$8,002,128</b>
Mission Support	2003 <sup>1</sup> / 2004 <sup>3</sup>	N/A <sup>1</sup> / \$1,399,692 <sup>3</sup>	N/A <sup>4</sup>	\$1,467,390
Office of the Principal Legal Advisor	2003 <sup>1</sup>	N/A	N/A <sup>5</sup>	\$402,314
Homeland Security Investigations	2003 <sup>1</sup> / 2004 <sup>3</sup>	N/A	N/A <sup>5</sup>	\$2,330,198
Enforcement and Removal Operations	2003	N/A	N/A <sup>5</sup>	\$3,802,226
<b>Procurement, Construction, and Improvements</b>	<b>2003<sup>1</sup></b>	<b>N/A</b>	<b>\$693,969</b>	<b>\$97,762</b>
Mission Support Assets and Infrastructure	2003 <sup>1</sup>	N/A	N/A <sup>5</sup>	\$10,563
Operational Communications and Information Technology	2003 <sup>1</sup>	N/A	N/A <sup>5</sup>	\$12,434
Construction and Facility Improvements	2003 <sup>1</sup>	N/A	N/A <sup>5</sup>	\$74,765
<b>Total Direct Authorization/Appropriation</b>	<b>N/A</b>		<b>\$3,726,063</b>	<b>\$8,099,890</b>
<b>Fee Accounts</b>				<b>\$379,610</b>
Student and Exchange Visitor Program				\$186,610
Breached Bond Detention Fund				\$55,000
Immigration Inspection User Fees				\$135,000
Detention and Removal Office Fee				\$3,000

1 - Immigration and Naturalization Service—some investigations, and detention and deportation only (8 U.S.C. 1101, note; Immigration and Nationality Act, section 404(a)).

2 - Includes \$2,862,094,000 from the FY 2003 INS Salaries and Expenses appropriations and \$170,000,000 included in the FY 2003 Wartime Supplemental Appropriations Act, PL 108-11.

3 - Customs Service, including the investigations' function (19 U.S.C. 2075(b)(1)).

4 - No 2004 appropriation for the U.S. Customs Service.

5 - PPA did not exist in the 2003 INS Appropriations.

**U.S. Immigration and Customs Enforcement  
Proposed Legislative Language**

**Operations and Support**

For necessary expenses of U.S. Immigration and Customs Enforcement for operations and support including the purchase and lease of up to 3,790 (2,350 for replacement only) police-type vehicles; overseas vetted units *including stipends*; and maintenance, minor construction, and minor leasehold improvements at owned and leased facilities; [\$7,939,786,000] \$8,002,128; of which not less than \$6,000,000 shall remain available until expended for efforts to enforce laws against forced child labor; of which \$46,696,000 shall remain available until September 30, [2023] 2024; of which not less than \$1,500,000 is for paid apprenticeships for participants in the Human Exploitation Rescue Operative Child-Rescue Corps; of which not less than \$15,000,000 shall be available for investigation of intellectual property rights violations, including operation of the National Intellectual Property Rights Coordination Center; and of which not less than [\$4,066,428,000] \$3,802,229 shall be for enforcement, detention, and removal operations, including *support for joint processing centers* and transportation of unaccompanied minor aliens: Provided, That not to exceed \$11,475 shall be for official reception and representation expenses: Provided further, That not to exceed \$10,000,000 shall be available until expended for conducting special operations under section 3131 of the Customs Enforcement Act of 1986 (19 U.S.C. 2081): Provided further, That not to exceed \$2,000,000 shall be for awards of compensation to informants, to be accounted for solely under the certificate of the Secretary of Homeland Security: Provided further, That not to exceed \$11,216,000 shall be available to fund or reimburse other Federal agencies for the costs associated with the care, maintenance, and repatriation of smuggled aliens unlawfully present in the United States.

Language Provision	Explanation
[\$7,939,786,000] \$8,002,128	Dollar change only. No substantial change proposed.
[2023] 2024	Fiscal year change only. No substantial change proposed. Two year period of availability funding is necessary for wiretaps (\$33.0M) and Visa Security Program (\$13.7M).
[\$4,066,428,000] \$3,802,229	Dollar change only. No substantial change proposed.
<i>support for joint processing centers</i>	Updated language to include support for DHS joint operations designed to streamline persons apprehended by CBP at the border within the same facility.
That not to exceed \$10,000,000 shall be available until expended for conducting special operations under section 3131 of the Customs Enforcement Act of 1986 (19 U.S.C. 2081)	No year funding is required to support flexibilities necessary to carry out Customs Enforcement Act section 3131 activities.

Procurement, Construction, and Improvements

For necessary expenses of U.S. Immigration and Customs Enforcement for procurement, construction, and improvements, [\$51,700,000] \$97,762,000, of which [\$34,321,000] \$22,997,000 shall remain available until September 30, [2024] 2025, and of which [\$17,379,000] \$74,765,000 shall remain available until September 30, [2026] 2027.

Language Provision	Explanation
[\$51,700,000] \$97,762,000	Dollar change only. No substantial change proposed.
[\$34,321,000] \$22,997,000	Dollar change only. No substantial change.
[2024] 2025	Fiscal year change only. No substantial change proposed.
[\$17,379,000] \$74,765,000	Dollar change only. No substantial change proposed.
[2026] 2027	Fiscal year change only. No substantial change proposed.

# Department of Homeland Security

## *U.S. Immigration and Customs Enforcement*

### *Strategic Context*



**Fiscal Year 2023**

**Congressional Justification**

## U.S. Immigration and Customs Enforcement Strategic Context

### Component Overview

The United States Immigration and Customs Enforcement (ICE) promotes homeland security and public safety through the criminal and civil enforcement of Federal laws governing border control, customs, trade, and immigration.

The strategic context presents the performance budget by tying together programs with performance measures that gauge the delivery of results to our stakeholders. DHS has integrated a mission and mission support programmatic view into a significant portion of the Level 1 Program, Project, or Activities (PPAs) in the budget. A mission program is a group of activities acting together to accomplish a specific high-level outcome external to DHS, and includes operational processes, skills, technology, human capital, and other resources. Mission support programs are those that are cross-cutting in nature and support multiple mission programs. Performance measures associated with ICE's mission programs are presented in two measure sets, strategic and management measures. Strategic measures communicate results delivered for our agency mission and are considered our Government Performance and Results Act Modernization Act (GPRAMA) measures. Additional supporting measures, known as management measures, are displayed to enhance connections to resource requests. The measure tables indicate new measures and those being retired, along with historical data if available.

**Enforcement and Removal Operations (ERO):** Enforcement and Removal Operations (ERO) enforces the Nation’s immigration laws by identifying and apprehending noncitizens, detaining those individuals pending final determination of removability, and removing them from the United States. ERO prioritizes the apprehension, arrest, and removal of those who pose a threat to national security, individuals apprehended at the border or ports of entry while attempting to unlawfully enter the United States, and individuals determined to pose a threat to public safety. ERO manages all logistical aspects of the removal process, including domestic transportation, detention, alternatives to detention programs, bond management, and supervised release. In addition, ERO repatriates those ordered removed from the United States to more than 170 countries around the world.

*Strategic Measures*

<b>Measure:</b> Number of convicted criminal noncitizens who were returned or were removed from the United States							
<b>Description:</b> This measure includes both the return and removal of noncitizens who have a prior criminal conviction from the United States by ICE Enforcement and Removal Operations (ERO). This measure reflects the program’s efforts to ensure convicted criminal noncitizens do not remain in the United States.							
<b>Fiscal Year:</b>	<b>FY 2017</b>	<b>FY 2018</b>	<b>FY 2019</b>	<b>FY 2020</b>	<b>FY 2021</b>	<b>FY 2022</b>	<b>FY 2023</b>
<b>Targets:</b>	140,000	126,000	151,000	151,000	97,440	91,500	100,650
<b>Results:</b>	127,699	145,262	150,141	103,762	39,149	TBD	TBD

**U.S. Immigration and Customs Enforcement**

**Strategic Context**

<b>Measure:</b> Percent of detention facilities found in compliance with the national detention standards by receiving a final acceptable inspection rating							
<b>Description:</b> This measure gauges the percent of detention facilities, with an Average Daily Population (ADP) greater than 10, that have received an overall rating of acceptable or above within the Enforcement and Removal Operations (ERO) National Detention Standards Program as measured against the Performance Based National Detention Standards. Through a robust inspections program, the program ensures facilities utilized to detain noncitizens in immigration proceedings or awaiting removal to their countries do so in accordance with the Performance Based National Detention Standards.							
<b>Fiscal Year:</b>	<b>FY 2017</b>	<b>FY 2018</b>	<b>FY 2019</b>	<b>FY 2020</b>	<b>FY 2021</b>	<b>FY 2022</b>	<b>FY 2023</b>
<b>Targets:</b>	100%	100%	100%	100%	100%	100%	100%
<b>Results:</b>	100%	100%	95%	100%	99%	TBD	TBD

<b>Measure:</b> Total number of noncitizens who were returned or removed from the United States							
<b>Description:</b> This measure describes the total number of noncitizens returned and/or removed from the United States by ICE Enforcement and Removal Operations (ERO). The measure includes both noncitizens who have entered the country illegally, but do not already have prior criminal conviction, along with those who have had a prior criminal conviction. This measure provides a complete picture of all the returns and removals accomplished by the program.							
<b>Fiscal Year:</b>	<b>FY 2017</b>	<b>FY 2018</b>	<b>FY 2019</b>	<b>FY 2020</b>	<b>FY 2021</b>	<b>FY 2022</b>	<b>FY 2023</b>
<b>Targets:</b>	---	210,000	238,000	238,000	167,420	257,174	257,174
<b>Results:</b>	---	256,085	267,258	185,884	59,011	TBD	TBD

*Management Measures*

<b>Measure:</b> Average daily population of noncitizens maintained in detention facilities							
<b>Description:</b> This measure reports the average daily count of noncitizens held in detention facilities. The measure reflects the total detention population for a given time period, divided by the total number of days during that time period.							
<b>Fiscal Year:</b>	<b>FY 2017</b>	<b>FY 2018</b>	<b>FY 2019</b>	<b>FY 2020</b>	<b>FY 2021</b>	<b>FY 2022</b>	<b>FY 2023</b>
<b>Targets:</b>	30,539	40,520	45,000	45,274	34,000	32,500	25,000
<b>Results:</b>	38,106	42,188	50,165	33,724	19,461	TBD	TBD

<b>Measure:</b> Average length of stay in detention of all convicted criminal noncitizens prior to removal from the United States (in days)							
<b>Description:</b> This measure provides an indicator of efficiencies achieved in driving down the Average Length of Stay (ALOS) for convicted criminals in ICE detention facilities. Decreases in the ALOS can significantly reduce the overall costs associated with detention prior to removal.							
<b>Fiscal Year:</b>	<b>FY 2017</b>	<b>FY 2018</b>	<b>FY 2019</b>	<b>FY 2020</b>	<b>FY 2021</b>	<b>FY 2022</b>	<b>FY 2023</b>
<b>Targets:</b>	≤ 44.0	≤ 44.0	≤ 44.0	≤ 44.0	≤ 57.8	≤ 53.3	≤ 50.6
<b>Results:</b>	48.8	47.4	46.1	53.4	73.3	TBD	TBD

**U.S. Immigration and Customs Enforcement**

**Strategic Context**

<b>Measure:</b> Estimated average direct adult bed cost per day for detention							
<b>Description:</b> The measure reports all costs associated with directly supporting the detainment of one individual for one day in an Immigration and Customs Enforcement (ICE) managed immigration detention facility. These costs include bed and detention guard contracts; contracts for detainee provisions, healthcare, building maintenance, in addition to costs such as telecom, utilities, operation and maintenance of facilities; supplies; equipment; postage, and facility compliance/inspection contracts billed to individual facilities.							
<b>Fiscal Year:</b>	<b>FY 2017</b>	<b>FY 2018</b>	<b>FY 2019</b>	<b>FY 2020</b>	<b>FY 2021</b>	<b>FY 2022</b>	<b>FY 2023</b>
<b>Targets:</b>	---	---	≤\$123.86	≤\$124.13	≤\$142.44	≤\$142.44	≤\$148.62
<b>Results:</b>	---	---	\$119.06	\$143.92	\$144.43	TBD	TBD

<b>Measure:</b> Number of noncitizens meeting Civil Immigration Enforcement Priorities returned or removed from the U.S.							
<b>Description:</b> This measure gauges the number of noncitizens returned or removed from the U.S. that fall within the three interim priorities, National Security, Border Security, or Public Safety, or meet another agency priority determined by a senior field manager. Noncitizens are presumed to be a national security priority if they engaged or are suspected of engaging in terrorism-related activities, espionage-related activities, or if their apprehension, arrest, or custody is necessary to protect the national security. Noncitizens are presumed to be a border security priority if they were apprehended at the border or port of entry while attempting to enter unlawfully or were not physically present in the United States before November 1, 2020. Noncitizens are presumed to be a public safety priority if they pose a threat to public safety and are convicted of an aggravated felony, or are qualifying members of criminal gangs and transnational criminal organizations.							
<b>Fiscal Year:</b>	<b>FY 2017</b>	<b>FY 2018</b>	<b>FY 2019</b>	<b>FY 2020</b>	<b>FY 2021</b>	<b>FY 2022</b>	<b>FY 2023</b>
<b>Targets:</b>	---	---	---	---	---	44,249	44,249
<b>Results:</b>	---	---	---	---	---	TBD	TBD

<b>Measure:</b> Percent of all Alternative to Detention participants who demonstrate compliance							
<b>Description:</b> This measure gauges the compliance of participants enrolled in the Alternative to Detention (ATD) process. Participants are noncitizens who, upon release from custody, require supplemental case management support and technology assignment to be successful with release conditions, court hearing attendance, and compliance with final orders of removal while allowing them to remain in their communities. ATD uses contractors for effective case management to assist the participant in ensuring they understand their immigration obligations, can meet basic needs, and are provided continued support while they remain in their communities. Participants who were de-escalated and/or positively terminated after recurring case reviews are considered in compliance. ATD ensures compliance as immigrants move through their immigration court proceedings without detaining them inside detention centers.							
<b>Fiscal Year:</b>	<b>FY 2017</b>	<b>FY 2018</b>	<b>FY 2019</b>	<b>FY 2020</b>	<b>FY 2021</b>	<b>FY 2022</b>	<b>FY 2023</b>
<b>Targets:</b>	---	---	---	---	---	85.0%	85.0%
<b>Results:</b>	---	---	---	---	---	TBD	TBD



**U.S. Immigration and Customs Enforcement**

**Strategic Context**

<b>Measure:</b> Percent of arrests meeting civil immigration enforcement priorities							
<b>Description:</b> This measure gauges the percent of total arrests that fall within the three priorities, National Security, Public Safety, or Border Security. Noncitizens are presumed to be a national security priority if they have engaged or are suspected of engaging in terrorism related activities, espionage-related activities, or if their apprehension, arrest, or custody is necessary to protect the national security. Noncitizens are determined to be a public safety priority if they pose a current threat to public safety, typically because of serious criminal conduct. Whether a noncitizen poses a current threat to public safety requires an assessment of the individual and the totality of the facts and circumstances, including any aggravating or mitigating factors. Noncitizens are presumed to be a border security priority if they were apprehended at the border or port of entry while attempting to enter unlawfully or were not physically present in the United States before November 1, 2020.							
<b>Fiscal Year:</b>	<b>FY 2017</b>	<b>FY 2018</b>	<b>FY 2019</b>	<b>FY 2020</b>	<b>FY 2021</b>	<b>FY 2022</b>	<b>FY 2023</b>
<b>Targets:</b>	---	---	---	---	---	92.0%	94.0%
<b>Results:</b>	---	---	---	---	---	TBD	TBD

**Homeland Security Investigations (HSI):** The Homeland Security Investigations (HSI) program conducts criminal investigations to protect the United States against terrorism and criminal organizations that threaten public safety and national security. HSI combats transnational criminal enterprises that seek to exploit America’s legitimate trade, travel, and financial systems. This program upholds and enforces America’s customs and immigration laws at and beyond our Nation’s borders.

*Strategic Measures*

<b>Measure:</b> Number of enforcement-related actions against employers that violate immigration-related employment laws							
<b>Description:</b> This measure is a cumulative result of enforcement-related actions against employers that hire illegal labor. Enforcement-related actions include criminal arrests, audits, and final orders of fines of employers related to worksite enforcement. This measure demonstrates the impact of worksite enforcement operations to ensure that employers do not violate immigration-related employment laws.							
<b>Fiscal Year:</b>	<b>FY 2017</b>	<b>FY 2018</b>	<b>FY 2019</b>	<b>FY 2020</b>	<b>FY 2021</b>	<b>FY 2022</b>	<b>FY 2023</b>
<b>Targets:</b>	1,854	1,854	1,854	3,000	3,000	N/A	N/A
<b>Results:</b>	1,730	6,398	6,921	4,415	736	N/A	N/A

<b>Measure:</b> Number of human trafficking and child exploitation victims rescued or assisted							
<b>Description:</b> This measure reports the number of adult or minor victims rescued or assisted as a result of human trafficking and child exploitation investigations. Human trafficking includes sex trafficking and forced labor trafficking. A child exploitation victim is considered rescued once the victim has been identified, located, and physically removed by agents or a partner agency or provided information (i.e., other types of assistance) that extricates them from the exploitative situation or further abuse. A human trafficking victim is considered assisted and entered into the Victim Assistance Database (VAD) when a Victim Assistance Specialist makes contact and provides information or resources to the victim. Many victims receive additional services such as crisis management and supportive services throughout the investigation.							
<b>Fiscal Year:</b>	<b>FY 2017</b>	<b>FY 2018</b>	<b>FY 2019</b>	<b>FY 2020</b>	<b>FY 2021</b>	<b>FY 2022</b>	<b>FY 2023</b>
<b>Targets:</b>	---	---	---	---	---	1,414	1,428
<b>Results:</b>	---	---	---	---	---	TBD	TBD

<b>Measure:</b> Number of significant Homeland Security Investigation cases that resulted in a disruption or dismantlement							
<b>Description:</b> This measure reports on the total cumulative number of significant transnational criminal investigations that resulted in a disruption or dismantlement. To be considered significant, the investigation must involve a high-threat transnational criminal organization engaged in criminal activity related to illicit trade, travel, or finance (both drug-related or non-drug-related); counter-terrorism; national security; worksite enforcement; gangs; or child exploitation. "Disruption" is defined as impeding the normal and effective operation of the targeted organization. "Dismantlement" is defined as destroying the organization's leadership, financial base, and network to the degree that the organization is incapable of operating and/or reconstituting itself.							
<b>Fiscal Year:</b>	<b>FY 2017</b>	<b>FY 2018</b>	<b>FY 2019</b>	<b>FY 2020</b>	<b>FY 2021</b>	<b>FY 2022</b>	<b>FY 2023</b>
<b>Targets:</b>	---	---	---	---	366	540	545
<b>Results:</b>	---	---	---	---	698	TBD	TBD

*Management Measures*

<b>Measure:</b> Number of significant drug-related illicit trade, travel, and finance investigations that resulted in a disruption or dismantlement							
<b>Description:</b> This measure reports on the total cumulative number of significant transnational drug investigations that resulted in a disruption or dismantlement. To be considered significant, the high-threat transnational drug-trafficking organizations/individuals must qualify as or have links to a Consolidated Priority Organizational Target (CPOT) or Regional Priority Organizational Target (RPOT) as designated by the Department of Justice, or must earn, launder, or move more than \$10 million a year in drug proceeds. "Disruption" is defined as impeding the normal and effective operation of the targeted organization. "Dismantlement" is defined as destroying the organization's leadership, financial base, and network to the degree that the organization is incapable of operating and/or reconstituting itself.							
<b>Fiscal Year:</b>	<b>FY 2017</b>	<b>FY 2018</b>	<b>FY 2019</b>	<b>FY 2020</b>	<b>FY 2021</b>	<b>FY 2022</b>	<b>FY 2023</b>
<b>Targets:</b>	---	---	---	---	21	80	81
<b>Results:</b>	---	---	---	---	130	TBD	TBD

<b>Measure:</b> Number of significant national-security and counter-proliferation investigations that resulted in a disruption or dismantlement							
<b>Description:</b> This measure reports on the cumulative number of significant national security and counter proliferation investigations resulting in a disruption or dismantlement. These include investigations of designees in the Terrorist Identities Datamart Environment; individual watch-listed subjects in the Terrorist Screening Database; investigations related to the proliferation of weapons of mass destruction and other threats to the national security, foreign policy, or economy. It also includes investigations of Level One Human Rights Violators, subjects violating the Immigration and Nationality Act, and/or malicious actors engaged in the unlawful procurement of weapons and/or controlled technologies. Disruption is defined as impeding the normal and effective operation of the targeted organization. Dismantlement is defined as destroying the organization's leadership, financial base, and network to the degree that the organization is incapable of operating and/or reconstituting itself.							
<b>Fiscal Year:</b>	<b>FY 2017</b>	<b>FY 2018</b>	<b>FY 2019</b>	<b>FY 2020</b>	<b>FY 2021</b>	<b>FY 2022</b>	<b>FY 2023</b>
<b>Targets:</b>	---	---	---	---	66	90	91
<b>Results:</b>	---	---	---	---	152	TBD	TBD

**U.S. Immigration and Customs Enforcement**

**Strategic Context**

<b>Measure:</b> Number of significant non-drug-related illicit trade, travel, and finance investigations that resulted in a disruption or dismantlement							
<b>Description:</b> This measure reports the total number of significant non-drug-related illicit trade, travel, and finance investigations that resulted in a disruption or dismantlement. Qualifying cases must comprise one of the following: High-threat non-drug-related investigations with repeated exploitation or evasion of global, regional, and national-level movement systems; investigations of Top International Criminal Organization Targets, Extraterritorial Criminal Travel Force cases combatting transnational noncitizen smuggling organizations; cases of human smuggling, human trafficking, counterfeit and dangerous goods, the illicit export of weapons, foreign or domestic public corruption, or benefit/document fraud. "Disruption" is defined as impeding the normal and effective operation of the targeted organization. "Dismantlement" is defined as destroying the organization's leadership, financial base, and network to the degree that the organization is incapable of operating and/or reconstituting itself.							
<b>Fiscal Year:</b>	<b>FY 2017</b>	<b>FY 2018</b>	<b>FY 2019</b>	<b>FY 2020</b>	<b>FY 2021</b>	<b>FY 2022</b>	<b>FY 2023</b>
<b>Targets:</b>	---	---	---	---	121	125	126
<b>Results:</b>	---	---	---	---	151	TBD	TBD

<b>Measure:</b> Number of significant transnational gang investigations that resulted in a disruption or dismantlement							
<b>Description:</b> This measure reports on the number of significant transnational gang investigations resulting in the disruption or dismantlement of high-threat transnational criminal gangs. These investigations include gang activity as defined by the Racketeering Influenced Corrupt Organization (RICO) and/or the Violent Crime in Aid of Racketeering (VICAR) or similar statutes. "Disruption" is defined as impeding the normal and effective operation of the targeted organization. "Dismantlement" is defined as destroying the organization's leadership, financial base, and network to the degree that the organization is incapable of operating and/or reconstituting itself.							
<b>Fiscal Year:</b>	<b>FY 2017</b>	<b>FY 2018</b>	<b>FY 2019</b>	<b>FY 2020</b>	<b>FY 2021</b>	<b>FY 2022</b>	<b>FY 2023</b>
<b>Targets:</b>	---	---	---	---	9	10	10
<b>Results:</b>	---	---	---	---	17	TBD	TBD

**Office of Principal Legal Advisor (OPLA):** The Office of the Principal Legal Advisor (OPLA) provides a full-range of legal services to ICE, including advice and counsel to ICE personnel on their law enforcement authorities and potential liabilities. The program represents ICE before multiple administrative venues and supports the Department of Justice in the prosecution of ICE cases and in the defense of civil cases against ICE. OPLA attorneys serve as the exclusive DHS representatives in removal proceedings before U.S. Department of Justice, Executive Office for Immigration Review.

*Strategic Measures*

<b>Measure:</b> Percent of final administrative orders that result in orders of removal from the United States							
<b>Description:</b> This measure indicates the percent of total final administrative orders secured by Office of Principal Legal Advisor (OPLA) attorneys that result in removal of those found to be in the United States in violation of the Immigration and Nationality Act (INA). OPLA attorneys play an integral role in enforcing the nation's immigration laws by litigating cases in immigration court and securing orders of removal against those found to be in violation of the INA.							
<b>Fiscal Year:</b>	<b>FY 2017</b>	<b>FY 2018</b>	<b>FY 2019</b>	<b>FY 2020</b>	<b>FY 2021</b>	<b>FY 2022</b>	<b>FY 2023</b>
<b>Targets:</b>	---	---	65.0%	67.0%	67.0%	N/A	N/A
<b>Results:</b>	---	---	76.0%	77.8%	56.2%	N/A	N/A

**U.S. Immigration and Customs Enforcement**

**Strategic Context**

<b>Measure:</b> Percent of removal orders secured that support current enforcement priorities							
<b>Description:</b> This measure gauges progress in implementing the Interim Guidance to OPLA Attorneys Regarding Civil Immigration Enforcement and Removal Policies and Priorities, and any superseding guidance that may be issued related to civil immigration enforcement priorities by measuring the percentage of total final administrative removal orders secured by OPLA attorneys for those noncitizens found to be in the United States in violation of the Immigration and Nationality Act (INA) that support current enforcement priorities. Final Orders are orders where neither party has reserved appeal, an appeal is not timely filed, or the appeal is dismissed, including both Immigration Judge and Board of Immigration Appeals (BIA) decisions, occurring during the given reporting period. OPLA attorneys play an integral role in enforcing the nation's immigration laws by litigating cases in immigration court and securing orders of removal against those found to be in violation of the INA.							
<b>Fiscal Year:</b>	<b>FY 2017</b>	<b>FY 2018</b>	<b>FY 2019</b>	<b>FY 2020</b>	<b>FY 2021</b>	<b>FY 2022</b>	<b>FY 2023</b>
<b>Targets:</b>	---	---	---	---	---	70.0%	72.0%
<b>Results:</b>	---	---	---	---	---	TBD	TBD

*Management Measures*

<b>Measure:</b> Number of stakeholder engagements related to the DHS civil immigration enforcement and removal priorities							
<b>Description:</b> This measure captures all formal stakeholder engagements regarding implementation of the Interim Guidance to OPLA Attorneys Regarding Civil Immigration Enforcement and Removal Policies and Priorities, and any superseding guidance that may be issued related to civil immigration enforcement priorities. Field Locations and Headquarters Divisions schedule formal engagements with stakeholder to ensure these enforcement priorities and expectations for the pursuit of justice and efficient progress of immigration court litigation are understood by affected parties.							
<b>Fiscal Year:</b>	<b>FY 2017</b>	<b>FY 2018</b>	<b>FY 2019</b>	<b>FY 2020</b>	<b>FY 2021</b>	<b>FY 2022</b>	<b>FY 2023</b>
<b>Targets:</b>	---	---	---	---	---	50	100
<b>Results:</b>	---	---	---	---	---	TBD	TBD

**U.S. Immigration and Customs Enforcement**

**Strategic Context**

**Office of Professional Responsibility (OPR):** The U.S. Immigration and Customs Enforcement (ICE) Office of Professional Responsibility (OPR) is responsible for upholding ICE’s professional standards through a multi-disciplinary approach of security, inspections, and investigations. OPR promotes organizational integrity by vigilantly managing ICE’s security programs, conducting independent reviews of ICE programs and operations, and by impartially investigating allegations of serious employee and contractor misconduct and internal and external threats against ICE personnel and facilities.

*Management Measures*

<b>Measure:</b> Percent of Administrative (Employee/Contractor non-criminal misconduct) Case Closure within standard of 120 days							
<b>Description:</b> This measure gauges the ability to fully investigate and complete a non-criminal misconduct investigation on an employee or contractor within 120 days of assignment to the Office of Professional Responsibility (OPR). Allegations are initially assessed to determine whether they are retained by OPR to be investigated as serious employee or contractor misconduct, or transferred to an ICE program office for investigation. Non-criminal investigations retained by OPR will be completed within 120 days from the date the case is assigned to OPR.							
<b>Fiscal Year:</b>	<b>FY 2017</b>	<b>FY 2018</b>	<b>FY 2019</b>	<b>FY 2020</b>	<b>FY 2021</b>	<b>FY 2022</b>	<b>FY 2023</b>
<b>Targets:</b>	---	---	---	---	---	95.0%	95.5%
<b>Results:</b>	---	---	---	---	---	TBD	TBD

<b>Measure:</b> Percent of personnel security cases completed within 10 days							
<b>Description:</b> This measure gauges the ability to review and assess employment suitability/fitness criteria and make preliminary risk-based determinations that allow applicants to enter on duty prior to the completion of their full background investigation. The 10-day determination window begins once the applicant completes all required security forms (e.g., completed SF-86, fingerprint cards, releases, etc.) and ends when an Entry on Duty risk-based decision is made by a personnel security adjudicator. If derogatory information is discovered during preliminary checks, those cases are excluded from the data set because applicants will be given ample time to respond to interrogatories.							
<b>Fiscal Year:</b>	<b>FY 2017</b>	<b>FY 2018</b>	<b>FY 2019</b>	<b>FY 2020</b>	<b>FY 2021</b>	<b>FY 2022</b>	<b>FY 2023</b>
<b>Targets:</b>	---	---	---	---	---	61%	62%
<b>Results:</b>	---	---	---	---	---	TBD	TBD

<b>Measure:</b> Percent of semi-annual detention inspections completed							
<b>Description:</b> This measure quantifies the legal statute to fully inspect each ICE Detention facility semiannually. Detention facilities (State and Local, Contracted, Federal) that house noncitizen detainees for periods in excess of 72 hours and that have an average daily population (ADP) of 10 or more detainees must be inspected twice each year. These inspections performed by the Office of Detention Oversight assess compliance with the ICE National Detention Standards 2000 or 2019, the Performance-Based National Detention Standards 2008 or 2011, or the Family Residential Standards 2020.							
<b>Fiscal Year:</b>	<b>FY 2017</b>	<b>FY 2018</b>	<b>FY 2019</b>	<b>FY 2020</b>	<b>FY 2021</b>	<b>FY 2022</b>	<b>FY 2023</b>
<b>Targets:</b>	---	---	---	---	---	98.5%	99.0%
<b>Results:</b>	---	---	---	---	---	TBD	TBD

# Department of Homeland Security

## *U.S. Immigration and Customs Enforcement*

### *Operations and Support*



**Fiscal Year 2023**

**Congressional Justification**

Table of Contents

*U.S. Immigration and Customs Enforcement* ..... 1

    Budget Comparison and Adjustments ..... 4

    Summary of Budget Changes ..... 8

    Justification of Transfers..... 11

    Justification of Pricing Changes ..... 12

    Justification of Program Changes ..... 16

    Personnel Compensation and Benefits..... 44

    Non Pay Budget Exhibits..... 46

*Mission Support – PPA*..... 48

        Budget Comparison and Adjustments ..... 48

        Personnel Compensation and Benefits..... 53

        Non Pay Budget Exhibits..... 55

        Budget Activities ..... 58

*Office of the Principal Legal Advisor – PPA*..... 62

        Budget Comparison and Adjustments ..... 62

        Personnel Compensation and Benefits..... 65

        Non Pay Budget Exhibits..... 67

        Budget Activities ..... 69

*Homeland Security Investigations – PPA*..... 73

        Budget Comparison and Adjustments ..... 73

        Personnel Compensation and Benefits..... 78

        Non Pay Budget Exhibits..... 79

*Domestic Investigations – PPA Level II* ..... 81

*International Operations – PPA Level II*..... 99

*Intelligence – PPA Level II*..... 107

*Enforcement and Removal Operations – PPA*..... 115

        Budget Comparison and Adjustments ..... 115

**U.S. Immigration and Customs Enforcement**

**Operations and Support**

---

Personnel Compensation and Benefits.....	121
Non Pay Budget Exhibits.....	122
<i>Custody Operations – PPA Level II</i> .....	124
<i>Fugitive Operations – PPA Level II</i> .....	140
<i>Criminal Apprehension Program – PPA Level II</i> .....	149
<i>Alternatives to Detention – PPA Level II</i> .....	159
<i>Transportation and Removal Program – PPA Level II</i> .....	169



## Operations and Support

## Budget Comparison and Adjustments

## Comparison of Budget Authority and Request

*(Dollars in Thousands)*

	FY 2021 Enacted			FY 2022 President's Budget			FY 2023 President's Budget			FY 2022 to FY 2023 Total Changes		
	Pos.	FTE	Amount	Pos.	FTE	Amount	Pos.	FTE	Amount	Pos.	FTE	Amount
Mission Support	2,258	2,118	\$1,304,434	2,287	2,158	\$1,364,419	2,413	2,233	\$1,467,390	126	75	\$102,971
Office of the Principal Legal Advisor	1,735	1,697	\$313,664	1,838	1,749	\$341,214	2,179	1,971	\$402,314	341	222	\$61,100
Homeland Security Investigations	8,856	8,551	\$2,138,730	8,885	8,600	\$2,167,725	9,016	8,684	\$2,330,198	131	84	\$162,473
Enforcement and Removal Operations	8,253	8,345	\$4,118,902	8,258	8,374	\$4,066,428	8,353	8,424	\$3,802,226	95	50	(\$264,202)
<b>Total</b>	<b>21,102</b>	<b>20,711</b>	<b>\$7,875,730</b>	<b>21,268</b>	<b>20,881</b>	<b>\$7,939,786</b>	<b>21,961</b>	<b>21,312</b>	<b>\$8,002,128</b>	<b>693</b>	<b>431</b>	<b>\$62,342</b>
Subtotal Discretionary - Appropriation	21,102	20,711	\$7,875,730	21,268	20,881	\$7,939,786	21,961	21,312	\$8,002,128	693	431	\$62,342

The U.S. Immigration and Customs Enforcement's (ICE) Operations and Support (O&S) appropriation provides funding to prevent terrorism, enforce the United States' immigration laws, and safeguard Americans through the enforcement of Federal laws governing trade and travel. ICE uses the resources appropriated in O&S to deter illegal immigration and protect the Nation from physical and cyber threats in all 50 States, the District of Columbia, the U.S. territories, and 57 countries around the world. ICE fulfills these mission responsibilities by conducting investigations, dismantling transnational criminal organizations (TCOs), and enforcing immigration laws through actions against removable noncitizens.

The O&S appropriation funds law enforcement operations and mission support activities across the following four programs, projects, and activities (PPAs):

**Mission Support:** This PPA funds ICE's Management and Administration (M&A) Directorate, which provides the full range of enterprise level services and operational support for ICE. M&A oversees ICE's financial and human resources management, information technology infrastructure and IT support services, it manages sensitive property and other assets, and collaborates with internal and external stakeholders to increase ICE's ability to attract and retain a diverse workforce. Additionally, M&A procures goods and services for the Agency, responds to Freedom of Information Act (FOIA) requests, manages the regulatory process and development of ICE policies, and provides firearms and tactical training to special agents and officers, as well as leadership and career development training to the ICE workforce. The Office of Professional Responsibility (OPR) investigates allegations of criminal and serious misconduct by ICE employees and contractors, as well as investigating detainee assault allegations and use of force incidents, among other areas, it conducts background investigations of personnel, oversees the inspections of ICE detention facilities, and manages physical security.

**Office of the Principal Legal Advisor (OPLA):** This PPA provides funding for ICE attorneys who represent the U.S. Government in exclusion, deportation, bond, and removal proceedings before the Department of Justice’s (DOJ) Executive Office for Immigration Review (EOIR) and who provide legal advice to ICE personnel on a range of matters including criminal, administrative, and civil customs and immigration laws and authorities. OPLA attorneys support DOJ in defending removal orders and agency enforcement authorities, and on operations challenged in Federal court. Support personnel provide administrative assistance, including paperwork-intensive removal proceedings before EOIR.

**Homeland Security Investigations (HSI):** HSI is the second largest investigative body within the Federal Government, and the largest in the Department of Homeland Security. This PPA provides funding for criminal investigators (CIs) who conduct transnational criminal investigations to protect the United States against terrorist and other criminal organizations through criminal and civil enforcement of Federal laws governing border control, customs, trade, and immigration. HSI applies its legal authorities to investigate immigration and customs violations, including those related to human trafficking and smuggling, child exploitation, transnational gangs, human rights abuses, narcotics, firearms and contraband smuggling, financial crimes, cybercrime, intellectual property infringements, export control, and immigration benefit fraud. Additionally, specially trained investigative support staff assist in a broad range of functions requiring specialized knowledge and capabilities in mission-critical areas.

**Enforcement and Removal (ERO):** This PPA provides funding for Deportation Officers (DOs) who enforce the Nation’s immigration laws by identifying and arresting removable noncitizens, detaining or placing apprehended individuals in Alternatives to Detention (ATD) monitoring programs when appropriate, and removing noncitizens from the United States. To ensure national security and public safety of the United States and the faithful execution of the Nation's immigration laws, officers take enforcement action against removable noncitizens encountered during their duties, focusing resources on those charged and/or convicted of crimes, on cases of fraud or abuse of public programs, and on immigration fugitives. Support personnel provide mission-critical analysis and administrative services, assisting DOs on detention and case management.

## Operations and Support Budget Authority and Obligations

*(Dollars in Thousands)*

	FY 2021	FY 2022	FY 2023
<b>Enacted/Request</b>	<b>\$7,875,730</b>	<b>\$7,939,786</b>	<b>\$8,002,128</b>
Carryover - Start of Year	\$108,445	\$159,930	-
Recoveries	\$24,972	\$26,000	\$24,000
Rescissions to Current Year/Budget Year	-	-	-
Net Sequestered Resources	-	-	-
Reprogramming/Transfers	\$23,598	-	-
Supplementals	\$1,516	\$6,900	-
<b>Total Budget Authority</b>	<b>\$8,034,261</b>	<b>\$8,132,616</b>	<b>\$8,026,128</b>
Collections - Reimbursable Resources	\$179,635	\$198,506	\$211,750
Collections - Other Sources	-	-	-
<b>Total Budget Resources</b>	<b>\$8,213,896</b>	<b>\$8,331,122</b>	<b>\$8,237,878</b>
Obligations (Actual/Estimates/Projections)	\$8,028,839	\$8,331,122	\$8,237,878
<b>Personnel: Positions and FTE</b>			
Enacted/Request Positions	21,102	21,268	21,961
Enacted/Request FTE	20,711	20,881	21,312
<b>Onboard and Actual FTE</b>			
Onboard (Actual/Estimates/Projections)	20,005	21,268	21,961
FTE (Actual/Estimates/Projections)	20,235	20,881	21,312

**Operations and Support**  
**Collections – Reimbursable Resources**  
*(Dollars in Thousands)*

	FY 2021 Enacted			FY 2022 President's Budget			FY 2023 President's Budget		
	Pos.	FTE	Amount	Pos.	FTE	Amount	Pos.	FTE	Amount
Asset Forfeiture Fund and Puerto Rican Trust Fund	98	92	\$42,000	-	145	\$80,000	-	165	\$92,000
Department of Defense	-	-	-	-	-	-	-	-	\$3,000
Department of Defense - Navy, Marine Corps	-	-	-	-	-	-	6,000	-	-
Department of Homeland Security - U.S. Citizenship and Immigration Services	-	-	-	-	-	-	-	-	\$8,000
Department of Homeland Security - Countering Weapons of Mass Destruction	-	-	-	-	-	-	-	-	\$4,000
Department of Homeland Security - Federal Emergency Management Agency	-	-	\$1,421	-	-	-	-	-	\$700
Department of Homeland Security - Federal Law Enforcement Training Centers	-	-	-	-	-	-	-	-	\$300
Department of Homeland Security - Federal Protective Service	-	-	-	-	-	-	-	-	\$6,500
Department of Homeland Security - Management Directorate	-	-	\$106,000	-	330	\$86,000	-	330	\$66,600
Department of Homeland Security - Science and Technology	-	-	-	-	-	-	-	-	\$1,000
Department of Homeland Security - U.S. Customs and Border Protection	-	-	\$18,500	-	4	\$18,500	-	-	\$12,250
Department of Homeland Security - United States Coast Guard	-	-	-	-	-	\$135	-	-	-
Department of Homeland Security - United States Secret Service	-	-	\$5,000	-	-	-	-	-	-
Department of Justice	-	-	-	-	10	\$1,050	-	14	\$5,000
Department of State	-	-	\$6,714	-	8	\$7,821	-	14	\$12,400
Department of Homeland Security - Cybersecurity and Infrastructure Security Agency	-	-	-	-	-	\$5,000	-	-	-
<b>Total Collections</b>	<b>98</b>	<b>92</b>	<b>\$179,635</b>	<b>-</b>	<b>497</b>	<b>\$198,506</b>	<b>6,000</b>	<b>523</b>	<b>\$211,750</b>

## Operations and Support Summary of Budget Changes

*(Dollars in Thousands)*

	Positions	FTE	Amount
<b>FY 2021 Enacted</b>	<b>21,102</b>	<b>20,711</b>	<b>\$7,875,730</b>
<b>FY 2022 President's Budget</b>	<b>21,268</b>	<b>20,881</b>	<b>\$7,939,786</b>
<b>FY 2023 Base Budget</b>	<b>21,268</b>	<b>20,881</b>	<b>\$7,939,786</b>
<b>Total Technical Changes</b>	-	-	-
Transfer of Cyber Reserve from MGMT/OS/OCIO to Components	-	-	\$4,600
Transfer of Medical Expenses from ICE to CBP	-	-	(\$8,000)
Transfer of Blue Campaign from OSEM/OS/OCIO to ICE	7	7	\$2,500
<b>Total Transfers</b>	<b>7</b>	<b>7</b>	<b>(\$900)</b>
Civilian Pay Raise Total	-	-	\$140,413
Annualization of Prior Year Pay Raise	-	-	\$26,272
GSA Rent	-	-	\$9,194
FPS Fee Adjustment	-	-	\$2,972
Pay Raise Annualization of FY 2022 Program Changes	-	-	\$313
Adult Bed Rate Adjustment	-	-	\$65,360
Annualization of Office of Principal Legal Advisor (OPLA) Case Management Support System	-	1	\$174
Annualization of Office of Professional Responsibility (OPR)	-	8	\$1,142
Annualization of Office of Professional Responsibility (OPR) Automation and Modernization	-	3	\$586
Annualization of OPLA Litigation Team Augmentation	-	50	\$8,748
Annualization of Title 8 (T-8)	-	4	\$876
Annualization of Victims Assistance Program	-	14	\$2,326
Enterprise-Wide Cost Increase	-	-	\$1,217
International Cooperative Administrative Support Services (ICASS)	-	-	\$1,044
Non-Bed General Expense (GE)	-	-	\$1,599
Termination of Office of Principal Legal Advisor (OPLA) Case Management Support System	-	-	(\$28)
Termination of Office of Professional Responsibility (OPR)	-	-	(\$8,313)

**U.S. Immigration and Customs Enforcement**

**Operations and Support**

Termination of Office of Professional Responsibility (OPR) Automation and Modernization	-	-	(\$98)
Termination of OPLA Litigation Team Augmentation	-	-	(\$567)
Termination of Title 8 (T-8)	-	-	(\$140)
Termination of Victims Assistance Program	-	-	(\$446)
<b>Total Pricing Changes</b>	-	<b>80</b>	<b>\$252,644</b>
<b>Total Adjustments-to-Base</b>	<b>7</b>	<b>87</b>	<b>\$251,744</b>
<b>FY 2023 Current Services</b>	<b>21,275</b>	<b>20,968</b>	<b>\$8,191,530</b>
Adult ADP Reduction	-	-	(\$271,232)
Alternatives to Detention (ATD) Increase	-	-	\$75,000
ATD IT Requirements	-	-	\$1,486
Center for Countering Human Trafficking	38	19	\$15,508
Common Annotation Standards	-	-	\$100
Consolidated ICE Financial Solution (CIFS)	10	5	\$1,300
Cybercrime Technology Enhancement	27	14	\$50,842
Emergency Family Shelters	-	-	\$25,000
Event Security Logging	-	-	\$3,399
Facility Standards Compliance	-	-	\$21,000
Family Bed Decrease	-	-	(\$271,062)
Human Capital Infrastructure & Capacity Building	37	18	\$5,121
ICE Health Services Corps	50	25	\$6,368
Imaged Documents and Exemplar Library System Enhancement	-	-	\$425
Information Technology for Fear Screening and Visitation	-	-	\$15,000
M&A Support Infrastructure Expansion	75	37	\$9,094
Non-Detained Docket (NDD) Case Management	45	23	\$10,768
OPLA Litigation Team Augmentation	341	171	\$58,384
Repository for Analytics in a Virtualized Environment Funding Adjustment	-	-	\$15,000
Secure Private Network Connection	-	-	\$3,547
T-8 Funding Adjustment	-	-	\$6,000
Telecommunication Technologies for Psychological Healthcare	-	-	\$1,998
Victim Assistance Program	59	30	\$11,496

**U.S. Immigration and Customs Enforcement****Operations and Support**

Zero Trust Implementation	4	2	\$16,056
<b>Total Program Changes</b>	<b>686</b>	<b>344</b>	<b>(\$189,402)</b>
<b>FY 2023 Request</b>	<b>21,961</b>	<b>21,312</b>	<b>\$8,002,128</b>
<b>FY 2022 TO FY 2023 Change</b>	<b>693</b>	<b>431</b>	<b>\$62,342</b>

**Operations and Support**  
**Justification of Transfers**  
*(Dollars in Thousands)*

	FY 2023 President's Budget		
	Positions	FTE	Amount
<b>Transfer 1 - Transfer of Cyber Reserve from MGMT/OS/OCIO to Components</b>	-	-	<b>\$4,600</b>
Mission Support	-	-	\$4,600
<b>Transfer 2 - Transfer of Medical Expenses from ICE to CBP</b>	-	-	<b>(\$8,000)</b>
Enforcement and Removal Operations	-	-	(\$8,000)
Custody Operations	-	-	(\$8,000)
<b>Transfer 3 - Realignment of FY 2022 Modular Costs from OPLA to Mission Support</b>	-	-	-
Mission Support	-	-	\$1,215
Office of the Principal Legal Advisor	-	-	(\$1,215)
<b>Transfer 4 - Transfer of Blue Campaign from OSEM/OS/OCIO to ICE</b>	<b>7</b>	<b>7</b>	<b>\$2,500</b>
Homeland Security Investigations	7	7	\$2,500
Domestic Investigations	7	7	\$2,500
<b>Total Transfer Changes</b>	<b>7</b>	<b>7</b>	<b>(\$900)</b>

**Transfer 1 – Transfer of Cyber Reserve:** The FY 2023 Budget transfers \$4.6M from MGMT/OCIO to ICE to fund critical cybersecurity initiatives to include costs associated with Enterprise Cybersecurity Reserve.

**Transfer 2 – Transfer of Medical Expenses:** The FY 2023 Budget transfers \$8M from ICE to U.S. Customs and Border Protection (CBP) reversing a base transfer from CBP to ICE executed with the enactment of the Department’s FY 2013 appropriation for ICE to cover CBP’s Third Party Medical Referral expenses. This transfer returns that function to CBP.

**Transfer 3 – Realignment of FY 2022 Modular Costs:** The FY 2023 Budget realigns \$1.2M in modular cost from the Office of Principal Legal Advisor (OPLA) to Mission Support (MS).

**Transfer 4 – Transfer of Blue Campaign:** The FY 2023 Budget transfers seven existing Positions (Non-LEOs) and \$2.5M from the Office of the Secretary and Executive Management to establish a dedicated budget for the Department of Homeland Security (DHS) Blue Campaign within the Center for Countering Human Trafficking (CCHT).



**Operations and Support**  
**Justification of Pricing Changes**  
*(Dollars in Thousands)*

	FY 2023 President's Budget		
	Positions	FTE	Amount
<b>Pricing Change 1 - Civilian Pay Raise Total</b>	-	-	<b>\$140,413</b>
Mission Support	-	-	\$13,475
Office of the Principal Legal Advisor	-	-	\$11,176
Homeland Security Investigations	-	-	\$63,815
Domestic Investigations	-	-	\$57,769
International Operations	-	-	\$3,125
Intelligence	-	-	\$2,921
Enforcement and Removal Operations	-	-	\$51,947
Custody Operations	-	-	\$33,462
Fugitive Operations	-	-	\$4,908
Criminal Apprehension Program	-	-	\$9,170
Alternatives to Detention	-	-	\$3,190
Transportation and Removal Program	-	-	\$1,217
<b>Pricing Change 2 - Annualization of Prior Year Pay Raise</b>	-	-	<b>\$26,272</b>
Mission Support	-	-	\$2,503
Office of the Principal Legal Advisor	-	-	\$2,053
Homeland Security Investigations	-	-	\$11,966
Domestic Investigations	-	-	\$10,829
International Operations	-	-	\$588
Intelligence	-	-	\$549
Enforcement and Removal Operations	-	-	\$9,750
Custody Operations	-	-	\$6,284
Fugitive Operations	-	-	\$934
Criminal Apprehension Program	-	-	\$1,725
Alternatives to Detention	-	-	\$579
Transportation and Removal Program	-	-	\$228
<b>Pricing Change 3 - GSA Rent</b>	-	-	<b>\$9,194</b>
Mission Support	-	-	\$9,194
<b>Pricing Change 4 - FPS Fee Adjustment</b>	-	-	<b>\$2,972</b>
Mission Support	-	-	\$2,972
<b>Pricing Change 5 - Pay Raise Annualization of FY 2022 Program Changes</b>	-	-	<b>\$313</b>
Mission Support	-	-	\$52
Office of the Principal Legal Advisor	-	-	\$202
Homeland Security Investigations	-	-	\$49
Domestic Investigations	-	-	\$49

## U.S. Immigration and Customs Enforcement

## Operations and Support

Enforcement and Removal Operations	-	-	\$10
Custody Operations	-	-	\$10
<b>Pricing Change 6 - Adult Bed Rate Adjustment</b>	-	-	<b>\$65,360</b>
Enforcement and Removal Operations	-	-	\$65,360
Custody Operations	-	-	\$65,360
<b>Pricing Change 7 - Annualization of Office of Principal Legal Advisor (OPLA) Case Management Support System</b>	-	<b>1</b>	<b>\$174</b>
Mission Support	-	-	\$4
Office of the Principal Legal Advisor	-	1	\$170
<b>Pricing Change 8 - Annualization of Office of Professional Responsibility (OPR)</b>	-	<b>8</b>	<b>\$1,142</b>
Mission Support	-	8	\$1,142
<b>Pricing Change 9 - Annualization of Office of Professional Responsibility (OPR) Automation and Modernization</b>	-	<b>3</b>	<b>\$586</b>
Mission Support	-	3	\$586
<b>Pricing Change 10 - Annualization of OPLA Litigation Team Augmentation</b>	-	<b>50</b>	<b>\$8,748</b>
Office of the Principal Legal Advisor	-	50	\$8,748
<b>Pricing Change 11 - Annualization of Title 8 (T-8)</b>	-	<b>4</b>	<b>\$876</b>
Mission Support	-	2	\$449
Enforcement and Removal Operations	-	2	\$427
Custody Operations	-	2	\$427
<b>Pricing Change 12 - Annualization of Victims Assistance Program</b>	-	<b>14</b>	<b>\$2,326</b>
Mission Support	-	-	\$68
Office of the Principal Legal Advisor	-	-	\$86
Homeland Security Investigations	-	14	\$2,172
Domestic Investigations	-	14	\$2,172
<b>Pricing Change 13 - Enterprise-Wide Cost Increase</b>	-	-	<b>\$1,217</b>
Mission Support	-	-	\$1,217
<b>Pricing Change 14 - International Cooperative Administrative Support Services (ICASS)</b>	-	-	<b>\$1,044</b>
Homeland Security Investigations	-	-	\$1,044
International Operations	-	-	\$1,044
<b>Pricing Change 15 - Non-Bed General Expense (GE)</b>	-	-	<b>\$1,599</b>
Enforcement and Removal Operations	-	-	\$1,599
Custody Operations	-	-	\$1,599
<b>Pricing Change 16 - Termination of Office of Principal Legal Advisor (OPLA) Case Management Support System</b>	-	-	<b>(\$28)</b>
Mission Support	-	-	(\$15)
Office of the Principal Legal Advisor	-	-	(\$13)
<b>Pricing Change 17 - Termination of Office of Professional Responsibility (OPR)</b>	-	-	<b>(\$8,313)</b>
Mission Support	-	-	(\$8,313)
<b>Pricing Change 18 - Termination of Office of Professional Responsibility (OPR) Automation and Modernization</b>	-	-	<b>(\$98)</b>
Mission Support	-	-	(\$98)
<b>Pricing Change 19 - Termination of OPLA Litigation Team Augmentation</b>	-	-	<b>(\$567)</b>
Office of the Principal Legal Advisor	-	-	(\$567)
<b>Pricing Change 20 - Termination of Title 8 (T-8)</b>	-	-	<b>(\$140)</b>
Mission Support	-	-	(\$107)

**U.S. Immigration and Customs Enforcement****Operations and Support**

Enforcement and Removal Operations	-	-	(\$33)
Custody Operations	-	-	(\$33)
<b>Pricing Change 21 - Termination of Victims Assistance Program</b>	-	-	<b>(\$446)</b>
Mission Support	-	-	(\$219)
Office of the Principal Legal Advisor	-	-	(\$7)
Homeland Security Investigations	-	-	(\$220)
Domestic Investigations	-	-	(\$220)
<b>Total Pricing Changes</b>	-	<b>80</b>	<b>\$252,644</b>

**Pricing Change 1 – Civilian Pay Raise Total:** This pricing change reflects the increased costs attributed to the proposed calendar year 2023 civilian pay raise of 4.6 percent first three quarters of calendar year 2023. It reflects these costs for all pay funding included in the base, modified by any transfers of pay funding.

**Pricing Change 2 – Annualization of Prior Year Pay Raise:** This pricing change reflects the fourth quarter of calendar year 2022 cost impacts of the FY 2022 civilian pay raise of 2.7 percent. It reflects these costs for all pay funding included in the base, modified by any transfers of pay funding.

**Pricing Change 3 – GSA Rent:** This pricing change reflects increases in the cost of facilities leased from GSA.

**Pricing Change 4 – FPS Fee Adjustment:** This pricing change reflects anticipated increases in Federal Protective Service (FPS) protection services.

**Pricing Change 5 – Pay Raise Annualization of FY 2022 Program Changes:** This pricing change reflects the increased pay costs of the proposed 4.6 percent civilian pay increase in 2023 for all program changes proposed in the FY 2022 President’s Budget.

**Pricing Change 6 – Adult Bed Rate Adjustment:** This pricing change of \$65.4M reflects the adjustment impacting detention facility costs due to inflation. The Adult Bed Rate will increase to \$148.62, a change of \$6.18 from the previous year’s rate. The bed Rate Methodology and Adult Beds sub sections in Custody Operations PPA level II section provides further details and data showing an increase of \$15.90 in Bed/Guard and Other Direct Costs and a \$9.72 decrease in Healthcare Costs.

**Pricing Changes 7-12 – Annualization of FY 2022 Program Changes:** This pricing change reflects the total costs of annualizing all Program Changes for this appropriation included in the FY 2022 Budget.

**Pricing Change 13 – Enterprise-Wide Cost Increase:** Enterprise-Wide Costs (EWCs) comprise ICE-wide corporate expenses integral to continuous operations, some of which are governed by statute. EWCs represent centrally managed funding to ensure prioritization of funds availability of these must-pay bills. EWC expenses have increased over the last few years with no commensurate adjustment-to-base.

**Pricing Change 14 – International Cooperative Administrative Support Services (ICASS)**: This pricing change reflects an increase in ICASS fees and costs, set by the Department of State, to support HSI offices overseas. ICASS is the cost-sharing service provided by U.S. Embassies overseas. Multiple factors affect ICASS fee assessment levels, including an increase in the ICE international footprint, a decrease in the footprint of another ICASS cost-sharing agency, or increased operational expenses of Embassies.

**Pricing Change 15 – Non-Bed General Expense (GE)**: This pricing change reflects the increase in Custody Operations General Expenses (GE) costs associated with increased requirements for providing health and safety personal, and for protective equipment for facility staff and detainees.

**Pricing Changes 16-21 – Termination of FY 2022 Program Changes**: This pricing change reflects the total, non-recurring expenses of the one-time costs associated with all Program Changes for this appropriation in the FY 2022 President’s Budget.

## Operations and Support Justification of Program Changes

*(Dollars in Thousands)*

	FY 2023 President's Budget		
	Positions	FTE	Amount
<b>Program Change 1 - Adult ADP Reduction</b>	-	-	(\$271,232)
Enforcement and Removal Operations	-	-	(\$271,232)
Custody Operations	-	-	(\$271,232)
<b>Program Change 2 - Alternatives to Detention (ATD) Increase</b>	-	-	<b>\$75,000</b>
Enforcement and Removal Operations	-	-	\$75,000
Alternatives to Detention	-	-	\$75,000
<b>Program Change 3 - ATD IT Requirements</b>	-	-	<b>\$1,486</b>
Mission Support	-	-	\$1,486
<b>Program Change 4 - Center for Countering Human Trafficking</b>	<b>38</b>	<b>19</b>	<b>\$15,508</b>
Mission Support	-	-	\$1,673
Homeland Security Investigations	38	19	\$13,835
Domestic Investigations	38	19	\$13,835
<b>Program Change 5 - Common Annotation Standards</b>	-	-	<b>\$100</b>
Homeland Security Investigations	-	-	\$100
Domestic Investigations	-	-	\$100
<b>Program Change 6 - Consolidated ICE Financial Solution (CIFS)</b>	<b>10</b>	<b>5</b>	<b>\$1,300</b>
Mission Support	10	5	\$1,300
<b>Program Change 7 - Cybercrime Technology Enhancement</b>	<b>27</b>	<b>14</b>	<b>\$50,842</b>
Mission Support	-	-	\$8,270
Homeland Security Investigations	27	14	\$42,572
Domestic Investigations	27	14	\$42,572
<b>Program Change 8 - Emergency Family Shelters</b>	-	-	<b>\$25,000</b>
Enforcement and Removal Operations	-	-	\$25,000
Custody Operations	-	-	\$25,000
<b>Program Change 9 - Event Security Logging</b>	-	-	<b>\$3,399</b>

**U.S. Immigration and Customs Enforcement**

**Operations and Support**

Mission Support	-	-	\$3,399
<b>Program Change 10 - Facility Standards Compliance</b>	-	-	<b>\$21,000</b>
Enforcement and Removal Operations	-	-	\$21,000
Custody Operations	-	-	\$21,000
<b>Program Change 11 - Family Bed Decrease</b>	-	-	<b>(\$271,062)</b>
Enforcement and Removal Operations	-	-	(\$271,062)
Custody Operations	-	-	(\$271,062)
<b>Program Change 12 - Human Capital Infrastructure &amp; Capacity Building</b>	<b>37</b>	<b>18</b>	<b>\$5,121</b>
Mission Support	37	18	\$5,121
<b>Program Change 13 - ICE Health Services Corps</b>	<b>50</b>	<b>25</b>	<b>\$6,368</b>
Mission Support	-	-	\$1,222
Enforcement and Removal Operations	50	25	\$5,146
Custody Operations	50	25	\$5,146
<b>Program Change 14 - Imaged Documents and Exemplar Library System Enhancement</b>	-	-	<b>\$425</b>
Homeland Security Investigations	-	-	\$425
Domestic Investigations	-	-	\$425
<b>Program Change 15 - Information Technology for Fear Screening and Visitation</b>	-	-	<b>\$15,000</b>
Enforcement and Removal Operations	-	-	\$15,000
Custody Operations	-	-	\$15,000
<b>Program Change 16 - M&amp;A Support Infrastructure Expansion</b>	<b>75</b>	<b>37</b>	<b>\$9,094</b>
Mission Support	75	37	\$9,094
<b>Program Change 17 - Non-Detained Docket (NDD) Case Management</b>	<b>45</b>	<b>23</b>	<b>\$10,768</b>
Mission Support	-	-	\$2,880
Enforcement and Removal Operations	45	23	\$7,888
Alternatives to Detention	45	23	\$7,888
<b>Program Change 18 - OPLA Litigation Team Augmentation</b>	<b>341</b>	<b>171</b>	<b>\$58,384</b>
Mission Support	-	-	\$17,917
Office of the Principal Legal Advisor	341	171	\$40,467
<b>Program Change 19 - Repository for Analytics in a Virtualized Environment Funding Adjustment</b>	-	-	<b>\$15,000</b>
Homeland Security Investigations	-	-	\$15,000

**U.S. Immigration and Customs Enforcement**

**Operations and Support**

Domestic Investigations	-	-	\$15,000
<b>Program Change 20 - Secure Private Network Connection</b>	-	-	<b>\$3,547</b>
Mission Support	-	-	\$3,547
<b>Program Change 21 - T-8 Funding Adjustment</b>	-	-	<b>\$6,000</b>
Enforcement and Removal Operations	-	-	\$6,000
Custody Operations	-	-	\$6,000
<b>Program Change 22 - Telecommunication Technologies for Psychological Healthcare</b>	-	-	<b>\$1,998</b>
Enforcement and Removal Operations	-	-	\$1,998
Custody Operations	-	-	\$1,998
<b>Program Change 23 - Victim Assistance Program</b>	<b>59</b>	<b>30</b>	<b>\$11,496</b>
Mission Support	-	-	\$2,281
Homeland Security Investigations	59	30	\$9,215
Domestic Investigations	59	30	\$9,215
<b>Program Change 24 - Zero Trust Implementation</b>	<b>4</b>	<b>2</b>	<b>\$16,056</b>
Mission Support	4	2	\$16,056
<b>Total Program Changes</b>	<b>686</b>	<b>344</b>	<b>(\$189,402)</b>

FY 2023 New Positions by Program	Positions	FTE
Blue Campaign	7	7*
Center for Countering Human Trafficking	38	19
Consolidated ICE Financial Solution (CIFS)	10	5
Cybercrime Technology Enhancement	27	14
Human Capital Infrastructure & Capacity Building	37	18
ICE Health Services Corps	50	25
M&A Support Infrastructure Expansion	75	37
Non-Detained Docket (NDD) Case Management	45	23
OPLA Litigation Team Augmentation	341	171
Victim Assistance Program	59	30
Zero Trust Implementation	4	2
<b>Total New Hire Request</b>	<b>693</b>	<b>351</b>

\*FTEs for Blue Campaign are transfers from OSEM/OS; there is no associated lapse rate for transfers.

**Program Change 1 – Adult ADP Reduction:**

**Description**

The FY 2023 Budget includes a decrease of \$271.2M aligning with an adult funded average daily population (ADP) of 25,000 (including 1,990 beds funded via fees). The base for this program is \$2.8B.

**Justification**

Funding an ADP of 25,000 will maintain ICE’s ability to effectively manage its current detainee population flows. This reduction in detention capacity level will not impede ICE’s ability to apprehend, detain, and remove noncitizens that present a threat to national security, border security, and public safety. As noncitizens pass through immigration proceedings, sufficient and appropriate detention capacity provides ICE with adequate time and flexibility to gain custody of immigration law violators, ensure compliance with court procedures, and efficiently utilize transportation networks to remove priority individuals



**Performance**

This reduction reflects the Administration's prioritization of leveraging Alternatives to Detention monitoring programs and the revised civil immigration enforcement priorities. Supporting an ADP of 25,000 will provide ICE with the flexibility and capacity to detain immigration law violators and those who pose a security threat.

**Program Change 2 – Alternatives to Detention (ATD) Increase:****Description**

The FY 2023 Budget includes an increase of \$75.0M to accommodate continued expansion and reliance on the Alternatives to Detention (ATD) programs. The base for this program is \$440M.

**Justification**

To use its available detention capacity for higher-risk individuals relative to the revised civil immigration enforcement priorities, ICE must maintain a robust ATD program for low-risk individuals or those not suitable for detention. Additionally, noncitizens that are booked out of a detention facility quickly result in their case being moved to ATD. As the average daily population of the detained docket falls, and less beds are available associated with this budget request, there is an inversely proportional relationship to ATD record caseload increases. ICE will utilize this funding to support caseload management. ATD enables ICE to supervise individuals who are moving through immigration proceedings without detaining them. The ATD program supervises participants through a combination of home visits, office visits, alert response, court tracking, and/or technology. ATD enables ICE to supervise a larger population of individuals moving through the immigration process than it could relying on detention alone.

**Performance**

This proposal supports DHS Mission 3, Enforce and Administer Our Immigration Laws, Goal 3.2, Prevent Unlawful Immigration. This increase in funding for ATD is necessary to ensure that ICE has sufficient resources to effectively supervise individuals who are moving through the immigration process without detaining them and manage the increased number of apprehensions resulting from increased border apprehensions in FY 2022. The program is conservatively projecting an average daily participant level of approximately 170,000 in FY 2023. However, at the current rate of enrollments, ATD projects that the average daily population by the end of FY22 could be as high as 200,000.

**Program Change 3 – ATD IT Requirements:****Description**

The FY 2023 Budget includes an increase of \$1.5M for the Alternative to Detention (ATD) monitoring program to begin automating noncitizen enrollment, System-to-System integration, and implementation of an Immigration Case Review appointment scheduling tool for noncitizens under prosecutorial discretion. The base for this program (the Detention and Removal Operations Modernization investment) is 5 Positions, 5 FTE, and \$10.4M.

**Justification**

ATD programs facilitate noncitizen compliance with attendance at immigration court hearings and departure from the United States while allowing noncitizens to remain in their communities. Due to the influx of released migrant families at the border, large numbers of noncitizens are appearing at ICE facilities without advance notification. This creates a burden on facilities and inhibits processing. Currently, an officer is required to complete a minimum of 22 actions in two systems to enroll a noncitizen into the ATD program. This lengthy process can take up to one hour to complete for an individual enrollment. ICE has achieved increased efficiencies for border enrollments into one ATD case system (BI) using the ATD Micro App launched during FY 2021, thereby limiting the number of noncitizens released under prosecutorial discretion. ICE reduced the enrollment time for this sub-set of enrollments by greater than 65 percent, specifically applicable to Heads of Household in family units. ICE has continued these efficiencies thus far in FY 2022. In FY 2023, the anticipated funding would be used to enhance enrollments into additional technologies and other types of services as operational needs evolve. ICE would like to ensure we can refine our integrations as new information technology options and opportunities are presented.

**Performance**

By automating enrollment of noncitizens into the ATD program processing times will be up to 50 percent faster, allowing officers to focus on reducing their case backlogs and improve the ability to ensure that noncitizens return for their court date. Additionally, System-to-System integration will remove duplicative data entry and manual processes in CBP, ICE ERO, and ATD vendor systems. Integration will also allow for simplified retrieval of court appearance and decision information, ability to respond to alerts and GPS data, creation and processing of emergency reports, and automatic population of participation data updates. Providing the capability for noncitizens under prosecutorial discretion to schedule an appointment with an ICE officer will facilitate the scheduling and coordination of noncitizens required to appear in front of an ICE officer to process their immigration case. It will also provide greater schedule flexibility for noncitizens and minimize the large numbers of noncitizens appearing at ICE facilities without advanced notification.

**Program Change 4 – Center for Countering Human Trafficking:****Description**

The FY 2023 Budget includes an increase of 38 Positions (27 LEOs and 11 Non-LEOs), 19 FTE, and \$15.5M to establish a dedicated budget and staffing for the Center for Countering Human Trafficking (CCHT). There are no dedicated base resources for this program and this request provides that designated resource allocation hereafter.

**Justification**

Human trafficking and forced labor crimes are a threat to U.S. national security and public safety; they are also a highly lucrative business for transnational criminal organizations (TCOs). On October 20, 2020, DHS established the HSI-led CCHT as a whole-of-DHS approach to countering human trafficking and the importation of goods produced with forced labor. The CCHT brings together law enforcement and intelligence personnel who are human trafficking subject matter experts and victim support specialists from across DHS to coordinate with Federal, State, and local partners, non-governmental organizations, and private stakeholders to disrupt and dismantle human trafficking organizations and provide support and protection to victims by promoting a victim centered and trauma informed approach. As part of DHS' unified response, 16 DHS Components are currently providing personnel to support CCHT's efforts, which facilitates coordination and aligns resources and authorities to combat these threats.

Following the establishment of the CCHT, multiple HSI programs were transferred to the CCHT because they were designed to support HSI field agents who conduct investigations to combat these crimes. However, the existing personnel within these programs are insufficient to support an HSI-led DHS national center. The additional positions and dedicated funding will allow HSI to effectively carry out the CCHT's DHS-wide mission and functions, which include providing direct investigative case support; identifying and supporting the interdiction of goods produced with forced labor; developing actionable intelligence to initiate and/or support investigations; training and outreach; and the identification, support, and protection of victims for all DHS Components.

This request aligns to the "Border Security and Humanitarian Relief" mission priority as outlined by the Secretary of Homeland Security. The CCHT oversees DHS's counter human trafficking mission and, as a law enforcement operation center, works to identify, disrupt, and dismantle both transnational and domestic human trafficking networks that pose a threat to national security and public safety. The CCHT promotes and uses an intelligence-driven, victim-centered approach to investigations whereby equal value is placed on the identification and stabilization of victims and on identifying and prosecuting the trafficker. The CCHT has increased and supported criminal investigations into goods imported into the United States that were produced with forced labor.

As stated in the *DHS Strategy to Combat Human Trafficking, the Importation of Goods Produced with Forced Labor, and Child Sexual Exploitation*, human trafficking and the importation of goods produced with forced labor are urgent humanitarian issues with direct and far-reaching consequences on the United States. These crimes threaten the physical and virtual borders of the U.S., the immigration and customs systems, and U.S. prosperity and national security, and are a direct attack on Americans' personal safety and the country's public safety. The United States has declared it a national priority to end human trafficking and the importation of goods produced with forced labor. Therefore, the CCHT's efforts to combat human trafficking directly align with the DHS Secretary's "Border Security and Humanitarian Relief" mission priority.

Additionally, this request aligns with the recommendations within the DHS Office of the Inspector General (OIG) 2021 report "ICE Faces Challenges in Its Efforts to Assist Human Trafficking Victims." This request will enable the CCHT to develop and implement policies and procedures to ensure uniform efforts to combat human trafficking, develop long-term solutions to resolve fundamental issues in human trafficking tip dissemination and tracking, and provide training to field officers nationwide on timely case management for human trafficking investigations.

**Performance**

The requested FY 2023 increase of personnel and resources will enhance CCHT's investigative and intelligence support capabilities for field personnel. Through intelligence driven investigations with criminal investigator subject matter expertise, the CCHT will increase HSI field personnel's ability to secure additional arrests, indictments, and convictions per case than similar investigations without this support. In general, more indictments per case suggest deeper investigative penetration of the criminal organization.

The CCHT measures its success by the number of investigative cases initiated, the number of criminal arrests, indictments, and victims identified and rescued. From FY 2018 – FY 2019, HSI saw increases of at least 20 percent in human trafficking enforcement metrics. In FY 2020, the number of human trafficking cases initiated decreased by 7.5 percent due to the COVID-19 pandemic. As of the end of FY 2021, HSI has seen a return to pre-pandemic operations for human trafficking cases as shown in the table below.

<b>Human Trafficking Cases</b>			
	<b>FY 2020</b>	<b>FY 2021</b>	<b>Percentage (%) Change</b>
Cases Initiated	947	1,111	+17%
Arrests	1,746	2,360	+35%
Indictments	873	891	+2%
Convictions	400	349	-13%
Victims Identified & Rescued	418	728	+74%

**Program Change 5 – Common Annotation Standards:**

**Description**

The FY 2023 Budget includes \$0.1M for contract support to participate in a DHS-level effort to develop a common standard for data annotation for use in the operationalization of machine learning and data analytics applications. There is no base funding for this program.

**Justification**

DHS has identified that an absence of a standardized process for data annotation presents a gap in the Department’s efforts to effectively leverage data. Data annotation is the process of identifying relevant parts of data so that it can be used to train machine learning models to perform operationally relevant tasks. The lack of standardization across the Enterprise prohibits the sharing of annotated data. DHS intends to start a department-wide effort to standardize data annotation so that data sets can be shared across Components. This funding will be used to bring on contract support personnel to ensure that ICE’s equities are represented, and that the outcome of the working group is in alignment with the ICE mission.

**Performance**

The operationalization of machine learning has proven to deliver value for HSI. One example of dramatic efficiency gained is the operationalization of machine learning based language translation. In an ongoing pilot deployment, this technology led to more than \$10.0M in cost avoidance and reduced time of delivery of translated documents obtained during several ongoing investigations from six months to two weeks. The success of the annotation standardization effort would enable ICE to leverage annotated data sets compiled by other Components, thereby realizing greater efficiency and lower overall cost across the Department related to creating and maintaining these data sets, and further galvanizing information-sharing objectives.

**Program Change 6 – Consolidated ICE Financial Solution (CIFS):****Description**

The FY 2023 Budget includes an increase of 10 Positions, 5 FTE, and \$1.3M to implement the Consolidated ICE Financial Solutions (CIFS), which will ensure ICE's ability to replace its legacy financial system and comply with the DHS Financial System Modernization (FSM) initiative. The base for this program is 7 Positions, 7 FTE, and \$1.6M. (An additional \$10.6M is requested in PC&I funding for a total request of \$11.9M).

**Justification**

CIFS is the keystone of the Department's Financial Systems Modernization (FSM) Program mission. Implementing CIFS will accomplish mission critical objectives as the system replaces faltering legacy core financial systems. The requested funding will enable the CIFS Program Management Office (PMO) to acquire needed staff and conduct implementation activities necessary to migrate ICE and its customers to a more efficient and effective financial and systems operations infrastructure and is necessary to support the resources needed to adequately deliver required services supporting the migration for ICE FSM-Cube and achievement of planned program milestones. These milestones include support for FSM solution configurations following Discovery, data cleansing and data migration, implementation of the future operating model, and IT infrastructure requirements.

**Performance**

This FY 2023 investment ensures that ICE can meet the DHS deployment timeline and larger enterprise investment plan, support the sustainment of Federal staff, and provide the necessary addition of Federal staff for the development of a migration strategy and management plan leveraging the RICEFW (Reports, Interfaces, Conversions, Extensions, Forms and Workflows) methodology. The requested staff will also drive further execution of the new financial system implementation. FY 2023 funding supports continued data cleansing and migration contract support, and achievement of milestones that include establishing the data migration environment and certifying transport configuration to support primary data population in new FSM solution. The ICE FSM PMO will support all customer migration activities, to include test planning, test execution, data conversion, data cutover, and post-implementation certification and validation.

**Program Change 7 – Cybercrime Technology Enhancement:****Description**

The FY 2023 Budget includes an increase of 27 Positions (17 LEOs/10 non-LEOs), 14 FTE, and \$50.8M to enhance HSI cybercrimes investigative capabilities. The base for this program is 125 Positions, 70 FTE, and \$32.1M. (An additional \$8.0M is requested in PC&I funding for a total request of \$58.8M).

**Justification**

HSI has seen a significant increase in the number of criminal investigations conducted through its efforts to combat cybercrime because of the changing cyber landscape and the increased criminal exploitation of the Internet. As the lead Agency to combat financial and trans-border cybercrimes and disrupt and defeat associated TCOs, HSI's current personnel and resources are not sufficient to keep pace with the proliferation and diversity of cybercrime.

Funding will be used to enhance covert computer networks, applications, and tools to assist in the detection, disruption, investigation, and prosecution of individuals and TCOs that exploit the Internet for criminal activities. This funding will also be used to expand the HSI Network Intrusion Program by focusing on capabilities to detect, prevent, disrupt, and investigate malicious cyber activity perpetrated by criminal actors, including state and non-state actors using network infrastructure in the United States and abroad. HSI will acquire new and emerging technologies to gather and analyze digital evidence; utilize cutting edge technology to identify and rescue victims of child exploitation and identify offenders; expand the HSI Dark Web Investigations Platform; and support HSI cybercrimes investigations through the hiring of additional Cyber Operations Officers (COOs).

This request aligns to the “Defeat Pandemic” and “SolarWinds” mission priorities as outlined by the Secretary of Homeland Security and the DHS Cybersecurity Strategy and Implementation Plan. The cyber component of operation Stolen Promise 2.0 is specifically designed to combat COVID-19 related cyber fraud. Operation Cyber Centurion is a proactive threat hunting initiative designed to prevent cyber-attacks, to include cyber supply-chain based attacks, such as SolarWinds. Both initiatives are being spearheaded by the HSI Cyber Crimes Center (C3).

**Performance**

From FY 2017-2021, the number of cyber investigations by HSI has increased over 97 percent from 504 to 996 investigations. This additional funding will enable HSI to keep pace to address the increased requests for investigative field support on cases such as dark web investigations, online undercover operations, training related to cyber and cryptocurrency, computer network intrusion, and child exploitation investigations.

The FY 2023 increase of personnel and technology resources will be used to enhance investigative and analytic capabilities to meet the anticipated case demands with HSI cyber investigations, forensic examinations, and child exploitation cases.

In FY 2021, HSI initiated 366 network intrusion cases, a 73 percent increase from FY 2020 (211); arrested 3,776 individuals for crimes involving the sexual exploitation of children, a 23 percent increase from FY 2020 (3,074); identified and/or rescued 1,177 minor victims in child exploitation investigations, a 16 percent increase from FY 2020 (1,012); and conducted forensic examinations on 10,985 devices in support of cybercrime investigations, an increase of 9 percent from FY 2020 (10,094).

The FY 2023 funding will enable HSI to maximize investigative resources and effectively secure the Nation from sophisticated malicious actors; provide increased training and capacity building; enhance international collaboration with key law enforcement partners; increase the availability of software, hardware, and other technology-based tools; and develop cutting-edge capabilities to enhance investigative efforts throughout the myriad of cybercrime investigations.

### **Program Change 8 – Emergency Family Shelters:**

#### **Description**

The FY 2023 Budget includes an increase of \$25.0M to address emergency family shelter requirements. There is no base for this program.

#### **Justification**

ICE leveraged contracting strategies beginning in FY 2021 and carrying into FY 2022 to appropriately address noncitizen family capacity requirements in a non-detention setting. While ICE will exit this contract at the end of the second quarter FY 2022, operationally there remains the requirement to be responsive to short-term family accommodation needs as noncitizen families continue presenting at the border and are no longer transported to what previously was known as Family Residential Centers. A change in enforcement priorities and migration flows has yielded a change in strategic direction for detention, specifically family detention. Despite this change, the need for facilities that can address family units are still required, even if for only a designated short-term period.

#### **Performance**

Adjustments to immigration enforcement priorities do not diminish ICE's requirement to appropriately respond to shifting migration flows into the United States. ICE must maintain the ability and capacity to address special case populations, such as family units, prior to release. ICE will utilize this funding to secure necessary and appropriate capacity to ensure the proper processing of noncitizen families as part of the detention management function supporting enforcement operations. This proposal supports DHS Mission 3, Enforce and Administer Our Immigration Laws, Goal 3.2, Prevent Unlawful Immigration.

### **Program Change 9 – Event Security Logging:**

#### **Description**

The FY 2023 Budget includes an increase of \$3.4M to for Security Logging, which will mature ICE's security event logging capabilities and assist in mitigating the impact of potential security breaches, supporting Executive Order (EO) 14028, Improving the Nation's Cybersecurity, and OMB M-21-31. The base for this program is 15 Positions, 15 FTE, and \$8.2M.

**Justification**

Recent events, including the SolarWinds incident, underscore the importance of increased government visibility before, during, and after a cybersecurity incident. Information from logs on Federal information systems (for both on-premises systems and connections hosted by third parties, such as cloud services providers (CSPs)) is invaluable in the detection, investigation, and remediation of cyber threats.

This initiative has the following drivers:

- Executive Order 14028, Improving the Nation's Cybersecurity: As stated in the Executive Order, “incremental improvements will not give us the security we need; instead, the Federal Government needs to make bold changes and significant investments to defend the vital institutions that underpin the American way of life. The Federal Government must bring to bear the full scope of its authorities and resources to protect and secure its computer systems, whether they are cloud-based, on-premises, or hybrid.” And “Event Logging addresses the requirements for logging, log retention, and log management with a focus on ensuring centralized access and visibility for the highest-level Security Operations Center (SOC) of each agency. The EO also establishes the ability to increase sharing of such information, as needed and appropriate, to accelerate incident response efforts and to enable more effective defense of Federal information and Executive Branch departments and agencies.”
- Office of Management & Budget Memorandum M-21-31: This memorandum was developed in accordance with and addresses the requirements in section 8 of the Executive Order 14028 for logging, log retention, and log management, with a focus on ensuring centralized access and visibility for the highest-level enterprise security operations center (SOC) of each agency. In addition, this memorandum establishes requirements for agencies to increase the sharing of such information, as needed and appropriate, to accelerate incident response efforts and to enable more effective defense of Federal information and executive branch departments and agencies.

As cybersecurity threats continue to adapt, the agency needs to deploy new solutions and skills to detect and alert our incident response personnel at “machine speed”. The recent successful attacks against the Federal Government networks and applications are designed to closely mirror normal behavior. The development of behavioral analytics that review actions holistically are required as we migrate to as a service offering. Bringing in information on the user, their device, their location, and the user’s traditional work hours allow the analysts and tools to quickly triage the information they are receiving, then act and share relevant information with DHS and CISA. Support for this will be provided through the Security Operations Center.

**Performance**

The program change funding will enhance and mature ICE’s security event logging capabilities. As outlined in Executive Order 14028, this program change will address the requirements outlined in Section 8 for logging, log retention, and log management, with a focus on ensuring centralized access and visibility for the highest-level enterprise security operations center (SOC) of each agency. In addition, this memorandum establishes requirements for agencies to increase the sharing of such information, as needed and appropriate, to accelerate incident response efforts and to enable more effective defense of Federal information and executive branch departments and agencies



OMB Memo M-21-31 “Improving the Federal Government’s Investigative and Remediation Capabilities” establishes a maturity model to guide the Agencies implementation of requirements across four Event Logging (EL) tiers. ICE will rate its implementation utilizing this maturity model.

Finally, this program change addresses DHS-wide consensus priorities for proactive enterprise information security.

### **Program Change 10 – Facility Standards Compliance:**

#### **Description**

The FY 2023 Budget includes an increase of \$21.0M for ICE Performance Based National Detention Standards (PBNDS) 2011 (revised 2016) Optimum Requirements. There is no base for this program.

#### **Justification**

The additional funding will assist ICE is negotiating contractual adjustments with State and local detention providers to increase daily per diem rates to fund the additional expenses required by facility operators to move to a higher level of detention standards requested and required by ICE. Performance-based standards require a facility operator to expend additional resources to bring the physical and operational environment of a facility in-line with performance goals necessary to house noncitizens under Federal custody. ICE’s detention system consists of over 200 local and State facilities operating under IGSA, US Marshals Service Intergovernmental Agreements (USMS IGAs), contract detention facilities (CDFs), ICE-owned service processing centers (SPCs), and facilities operated by the Federal Bureau of Prisons. The PBNDS 2011 allows a range of compliance on 18 provisions that many ICE detention facilities find cost-prohibitive to meeting all optimum requirements. Currently, the average length of stay (ALOS) for all detainees in detention is about 64 days and 54 percent of the ICE average daily population (ADP) is housed in a PBNDS 2011 facility. Most 2011 facilities meet the majority of the optimum requirements but very few meet all 18; however, the detention service providers have indicated a willingness to make the necessary staffing changes or implement the additional training requirements if they receive some assistance from ICE. Additionally, five percent of the ICE ADP is being held in an PBNDS 2008 facility. ICE had open dialogue with facilities to accomplish the move to PBNDS 2011 by December 2021 but has received push-back from some facilities that have stated that it is cost-prohibitive for them to move to ICE’s newest detention standards and implement optimum requirements without a per diem rate increase to affect the transition.

#### **Performance**

Encouraging detention facilities to adopt more or all PBNDS 2011 optimum requirements ensures that ICE detainees are housed in the most humane and least restrictive detention environment possible during their immigration proceedings. This is reflective of the administration’s priority for a fair and humane immigration process for all noncitizens detained in ICE’s administrative custody.

**Program Change 11 – Family Bed Decrease:****Description**

The FY 2023 Budget includes a decrease of \$271.1M associated with the costs for having operated the Family Residential Centers (FRCs) in Karnes County, TX, Dilley in South Texas, and Berks County, PA. The base for this program is 0 FTP, 0 FTE, and \$271.1M.

**Justification**

The retirement of the three FRCs will result in an elimination of 2,500 family beds, terminating the capacity to hold families for long durations consistent with a reprioritization of civil immigration enforcement. During calendar year 2021 these three locations transitioned to housing adult populations, and at times Karnes served as a quarantining site helping ICE to manage its pandemic response. To ensure a more humane treatment of families, the Administration is de-emphasizing family detention practices and increasing reliance upon family processing and monitoring through ATD programs. Processing and monitoring families through ATD will allow ICE to continue to track noncitizens within the United States, while allowing families to be active in communities, provide their children with education opportunities, and interact with family members currently in the country.

**Performance**

Transitioning from family detention will create faster processing times for families and allow for quicker integration into local communities. Additionally, ICE will harness the latest technologies such as GPS, SmartLINK, and Telephonic Reporting (VoiceID), and Wrap-around Support Services (WSS) suite of Extended Case Management within the ATD portfolio to continue to monitor and provide assistance to families before their immigration hearings. Some of these WSS personal services include individual and family therapy, human trafficking education/screening, and mental health assessments.

**Program Change 12 – Human Capital Infrastructure & Capacity Building:****Description**

The FY 2023 Budget includes an increase of 37 Positions, 18 FTE, and \$5.1M to provide for ICE Employee Peer Support Program travel, Employee Assistance Program (EAP) services, psychological assessments for law enforcement officers (LEOs), ongoing HR IT initiatives, and training. The base for this program is 252 Positions, 252 FTE, and \$8.0M.

**Justification**

The additional positions are needed to increase internal controls for regulatory compliance to reduce the risk of errors causing a negative impact on ICE's hiring delegation authority; achieve enhancement and attrition hiring; and improve service delivery to ICE employees and applicants. Between FY 2019 and FY 2021, the Office of Human Capital (OHC) has maintained an average attrition rate of OHC personnel of 20 percent, as compared to an average attrition rate of 7 percent of ICE personnel generally for the same period.

This program increase includes 15 positions for OHC staff at ICE Headquarters. The specific staff requested are as follows: one additional position in the Business Management Unit to effectively manage OHC's budget and ensure proper financial management and control of funds; one additional position in the Employee Resilience Unit to assume responsibility for an additional regional area and to provide additional resources to the suicide prevention program; two additional positions for the Executive Services Unit commensurate with the steady increase in the number of career and non-career SES, and Schedule C political appointments realized in the last five years; three additional positions for the Internal Controls Unit to establish and implement a quality management system for OHC; one position for the Medical Affairs Unit to support an annual medical evaluation program that will support annual assessments of employees' medical qualification status; three positions for the Payroll Unit; and four positions for the Strategic Initiatives Unit to meet growing demand and requirements to support the selection of mission critical roles in HSI and ERO.

This program increase also includes 22 positions for the HR Operations Center (HROC). OHC HROC staff resources have not kept pace with the expanding workload associated with increases in the ICE workforce and operational programs (e.g., 1,643 enhancement positions added since FY 2019). The lack of additional OHC staffing resources relative to staffing growth across most other ICE programs impacts the ability for HROC to implement the full and operational capability of the new consolidated office restructuring centralized in Dallas, TX. Although HROC is operating under the new structure, it is doing so without the full complement of HR personnel to provide more timely and efficient services. This request for personnel will enable HROC to achieve or improve time-to-hire goals, process personnel actions in a timelier manner, and alleviate the need for HR professionals to work excessive amounts of overtime. A significant volume of work was processed by HROC, but largely at the expense of quality and accuracy as determined by internal reviews as well as external audits.

### **Performance**

With additional resources, OHC can effectively improve on quality control mechanisms in its vacancy announcements and personnel actions that could jeopardize HROC's delegated authority to hire and classify ICE positions; improve completion timelines for organizational design and classification services; increase retirement counseling services from basic service offerings to more customized, personal service; and increase response times to HC Link inquiries. OHC can reduce the time-to-hire, which increased to an average of 130-days in FY 2021 from 109-days in FY 2020 (DHS goal being 105-days); increase the number of inquiries responded to and complete actions required to recruit/staff/manage 95-135 SES positions by 37 percent; increase the number of audits/QA reviews by 36 percent; process 15 percent more payroll personnel actions; review and process 37 percent more SF-50s and SF-52s; work 22 percent more retirements; and adjudicate 11 percent more applicants.

### **Program Change 13 – ICE Health Services Corps:**

#### **Description**

The FY 2023 Budget includes an increase of 50 Positions, 25 FTE, and \$6.4M to support ICE's immigration healthcare system delivery and adapt to meet the increased operational demands. The base for ERO Custody Operations is 5,341 Positions, 5,368 FTE, and \$2.8B.

**Justification**

The addition of Public Health Service officers will afford IHSC the capability to quickly mobilize trained personnel that can respond to the ebb and flow of mission needs, especially at the border. These positions are comprised of U.S Public Health Service (PHS) Commissioned Corps officers who will be assigned to augment our Medical Asset Support Team (MAST) program, Field Medical Coordinator (FMC) program, and health care system operations. The MAST team will be credentialed medical personnel that will operate in facilities as well as serve on a specialized response teams in support of DHS missions (e.g., hotel missions, testing missions, unaccompanied minor missions). Additional FMC support will improve efficiency, disperse workload, and ensure adequate FMC coverage when IHSC personnel and peers are TDY or on leave. Developing a dedicated force of PHS officers will allow greater flexibility to support mission needs in the very dynamic response required of IHSC personnel.

**Performance**

The current IHSC TDY On-Call Schedule (ITOS) system uses PHS officers at detention facilities and headquarters units to temporarily staff acute operational surges, which decreases the productivity of our detention facility and headquarters units and places a repeated and continuous strain on staff. Repeated TDYs like these burn out staff and cause attrition of our health staff workforce. By incentivizing PHS officers to staff these roles and creating a dedicated workforce for these missions, both DHS/ICE missions and the medical staff can succeed. PHS officers are often skilled at special operations and have experiences that are not accessible to those in the private sector. By creating a specialized mobile force of PHS officers, DHS/ICE ERO will be better resourced to respond to the medical needs that arise at the Nation's borders.

**Program Change 14 – Imaged Documents and Exemplar Library System Enhancement:****Description**

The FY 2023 Budget includes an increase of \$0.4M to replace and extend the capabilities of the existing HSI Forensic Laboratory Imaged Documents and Exemplar Library (IDEAL) system, and to digitize the HSI Forensic Laboratory's reference library to be used by forensic examiners in a Continuity of Operations Planning (COOP) scenario such as in a pandemic. The base for this program is 2 Positions, 2 FTEs, \$0.8M.

**Justification**

This funding will be used to modernize the current IDEAL system that serves as an electronic library for over 330,000 genuine, counterfeit, and altered travel and identity documents and related reference materials. A unique government resource, IDEAL is housed within the HSI Forensic Laboratory, which serves as the only U.S. crime laboratory specializing in the scientific authentication and research of travel and identity documents and related issues. IDEAL maintains travel and identity documents that directly support law enforcement and national security investigations by ICE, DHS, and other Federal and State law enforcement agencies. The system was created in 1999 and is outdated, requiring constant maintenance to adapt its outdated technology to modern requirements and remain operational. With advanced capabilities, IDEAL can be used more effectively to compile and analyze data. The modernization will also include a remote access capability to ensure continuity of operations while working remotely.

**Performance**

The updated system will utilize modernized technology to provide improved image quality, enhance the management of physical documents housed in the library, allow for greater sharing of information with other law enforcement agencies, and ensure continuity of operations in crisis situations.

In FY 2020, the HSI Forensic Laboratory document examiners completed 947 document examination cases and examined 8,923 pieces of evidence. Operations personnel conducted 37 training sessions and trained 1,130 students using materials contained in IDEAL. Laboratory staff routinely provide customized fraudulent document detection training to students from a variety of job positions that require knowledge of travel and identity documents to perform their duties. Students include foreign and domestic law enforcement officers, personnel adjudicating immigration benefits, foreign service officers, border control officials, or motor vehicle department staff.

In FY 2021, the number of document examination cases decreased by 58 percent due to the COVID-19 pandemic and the inability to perform remote examinations due to outdated technology. Despite the decrease, the HSI Forensic Laboratory document examiners completed 402 document examination cases, examined 7,489 pieces of evidence, conducted 81 training sessions, and trained 4,485 students on materials utilized within IDEAL. With the proposed enhancement of IDEAL, the laboratory anticipates that examiners will be able to complete more document examination cases during future crisis situations, as operations will be able to continue remotely. The enhanced imagery, functionality, and information sharing will result in added value to law enforcement and national security activities.

**Program Change 15 – Information Technology for Fear Screening and Visitation:****Description**

The FY 2023 Budget includes an increase of \$15.0M to provide IT investments for fear screenings and visitation, supplementing access to counsel and enhancing visitation options for detainees. There is no base for this program.

**Justification**

Because ICE exercises significant authority over detainees for a substantial amount of time, ICE must do so in the most humane manner possible with a focus on providing sound conditions and care. Providing detainees with the ability to communicate with Asylum Officers, counsel, and family is paramount.

Enhancing VTC capabilities will allow Asylum Officers flexibility when conducting Credible Fear (CF) or Reasonable Fear (RF) interviews with detainees when in person interviews are not possible. The improved VTC services will augment the interview quality, enhancing the officer's ability to make an accurate assessment.

The IT investments will also improve video visitation by increasing the ICE tablet system for facilities that would allow detainees to make calls at no cost to them. Currently, most video systems have a 21 cent per-minute cost for a video call, which can inhibit access for indigent detainees. ICE currently provides 500 minutes a month of free call time per detainee, saving ICE the need for recurring funds to continue to provide this service.

**Performance**

These technology enhancements and other improvements will ensure ICE detainees are under the most humane civil detention conditions possible during their immigration proceedings which is reflective of America's compassion and commitment to due process. The most recent invoiced costs of providing detainees 500 free minutes a month are greater than \$1M; however, these costs fluctuate monthly by detainee population size and usage of the free minutes. The estimated monthly costs savings will allow ICE to break even within 15 months and eliminate the variable cost of providing access to the free minutes.

**Program Change 16 – M&A Support Infrastructure Expansion:****Description**

The FY 2023 Budget includes an increase of 75 Positions (8 LEOs/67 non-LEOs), 37 FTE, and \$9.1M to onboard, train, and support ICE LEOs, direct the planning and execution of ICE policies, and provide management support to meet day-to-day organizational needs. The base for this program is 2,287 Positions, 2,156 FTE, and \$1.3B.

**Justification**

The requested positions will enable the Management and Administration (M&A) Directorate, including the Office of the Director, to address staffing deficiencies in several key business lines to support the significant growth in ICE mission operations/staffing. While ICE law enforcement and attorney personnel have seen increased resources to accommodate mission requirements, M&A staffing support has not kept pace. There are three key staffing capabilities where additional support is required to support the operating components:

- 1) Mission Support: This program increase includes \$2.7M and four positions in OCFO to manage the increased volume of physical assets, real property and leasehold services, and general financial management activities as a result of additional resources; two positions in OCIO to support the management and upkeep of ICE's core IT infrastructure and security and to implement new IT systems, focusing on the management and operations of the Secure Private Network initiative and Secure Authentication Initiative; five additional positions in OAQ for the Detention, Compliance and Removal Division which supports the Office of Enforcement and Removal Operations (ERO) in planning, awarding, and administering contracts for law enforcement; and 14 positions in the Office of Strategic Planning and Requirements - Components Requirement Executive (CRE) Office to support the translation of ICE's high-level strategic plan into operational action plans and aligning resources in accordance with these action plans. Enhancing CRE will better position ICE to focus its efforts; measure and communicate performance results; and more effectively engage with key stakeholders around agency operations, performance results, and resource needs.

- 2) **Stakeholder Engagement**: This program increase includes \$3.6M and 11 positions in the Office of Regulatory Affairs & Policy to address staffing and operational workforce shortages to ensure ICE complies with legal, regulatory, and policy requirements; 16 positions in the Office of Public Affairs (OPA) to accommodate the existing engagement demands from the media, ICE programs, and DHS to educate the public about the Agency’s mission; and four positions in Office of Congressional Relations (OCR) to ensure that congressional requirements in reporting, constituent inquiries, and other matters under congressional oversight are timely and properly addressed in a sustainable way. OCR’s additional positions also directly addresses Congress’ request in the FY 2020 Appropriations for ICE to increase its responsiveness to Congress and the Public.
- 3) **Training and Development**: This program increase includes \$2.8M and eight positions in the Office of Firearms and Tactical Programs (OFTP) to allow the office to execute additional training programs due to increasing demands from the ICE operational components. The increasing demands from ICE operational components are driven by agency growth, changes to use of force policy, the introduction of new use of force tools, and the increase in post-basic academy training requirements over the last decade; two positions in the Office of Diversity and Civil Rights (ODCR) to improve the operations of the office to focus on the needs of personnel more effectively across ICE, DHS, and the Federal government, and external stakeholders; and nine positions in the Office of Leadership and Career Development (OLCD) to accredit three additional training programs (bringing the total of ICE accredited programs up from four to seven) and the associated curriculum development, training technology, and mission support personnel. The request also includes additional positions for ICE to meet specific developmental activity requirements of the DHS Leadership Development Program framework (LDP), achieve full LDP compliance, manage coaching and mentoring programs, and meet impact and evaluation reporting requirements.

### **Performance**

Additional mission support staff will have material impacts across the support spectrum of foundational services including, but not limited to: improved time-to-hire rate, decreased investigation and re-investigation backlog, requisite use-of-force training to ensure personnel are properly trained in execution of their law enforcement duties, additional capacity to address the estimated 10 percent increase in contract actions projected in FY 2023 to support expanded program activity, improved ability to respond to agency requirements to timely modify policies and regulations, and improved responsiveness to stakeholders.

### **Program Change 17 – Non-Detained Docket (NDD) Case Management:**

#### **Description**

The FY 2023 Budget includes an increase of 45 Positions (LEOs), 23 FTE, and \$10.8M to manage increased number of cases on the Non-Detained Docket and to address the issues identified in the April 13, 2017, OIG report titled “*ICE Deportation Operations.*” The base for this program is 365 Positions, 365 FTE, and \$58.7M.

**Justification**

In FY 2021, ICE's Non-Detained Docket continued to increase primarily due to migrant fluctuations along the Southwest border (SWB) of the United States and the historic levels of CBP encounters and apprehensions at the SWB. In FY 2019, Customs and Border Protection (CBP) encounters of family units (FAMU) at the SWB surged 342 percent over FY 2018, which added significantly to the Non-Detained Docket caseload. During FY 2020, the total number of encounters decreased by approximately 53 percent from FY 2019 encounter levels; however, in FY 2021 CBP total encounters increased by 278.7 percent from FY 2020 encounter level. The number of noncitizens on ICE's Non-Detained Docket surpassed 3 million cases for the first time in FY 2019. The backlog continued to trend upwards as the caseload count for FY 2020 was over 3.26 million and in FY 2021 exceeded 3.6 million.

The OIG report found that *"ICE is almost certainly not deporting all the noncitizens who could be deported and will likely not be able to keep up with growing numbers of deportable noncitizens."* As of June 5, 2021, there were 405,786 convicted criminal noncitizens on the Non-Detained Docket. Law enforcement officer case workload associated with the Non-Detained Docket is increasing at a pace unmatched by growth in the number of law enforcement officer staff resources required to manage the docket. Through May of FY 2021, cumulative changes in non-detained docket total cases reached 74 percent while growth in law enforcement officer personnel assigned to the NDD grew at only 20 percent over the same period.

**Performance**

The requested personnel will increase public safety by arresting and removing criminal noncitizens as soon as possible. Increased personnel will enable more efficient management of the NDD case backlog with the goals of reducing the NDD by five percent (approximately 184,293 cases) after year three, with a target of 10 percent (approximately 368,586 cases) after year five once all FY 2023 staffing is received.

- Identifying noncitizens' final order status change within 5 days;
- Identifying noncitizens' criminal change due to convictions within 10 days;
- Decreasing the average workload of a Non-Detained Docket officer to an achievable ratio of cases per officer each year, with a final target ratio of approximately 7,600 cases per officer; and
- Increasing targeting capability to provide each ERO field office with a list of prioritized individuals within their Area of Responsibility (AOR) to target for removal.

ICE has been building internal capabilities for the last two years working up to meet newly established Non-Detained Docket goals. In FY 2021, ERO has accomplished the following:

- Reduced overall NDD cases by 30,681 cases for FY 2021;
- Identified 15 percent of NDD final orders within 30 days of issuance;
- Developed a system to bulk query criminal records; and
- Decreased the average ratio of cases per officer by assigning 215 new positions to the field offices to meet our goal of no more than 7,600 cases per officer.



**Program Change 18 – OPLA Litigation Team Augmentation:****Description**

The FY 2023 Budget includes an increase of 341 Positions (268 attorneys/73 legal support staff), 171 FTE, and \$58.4M for litigations teams, facilities costs, and PLAnet contractors to support an ongoing increased workload associated with DOJ EOIR new Immigration Judges (IJ) team hiring and courtroom expansion. The base for OPLA is 1,838 Positions, 1,749 FTE, and \$341M. (An additional \$10.5M is requested in PC&I funding for a total request of \$68.9M).

**Justification**

Since FY 2019, EOIR's authorized capacity has increased by 150 IJ teams (900 positions) compared to ICE's 219 total positions. According to the ICE Workload Staffing Model (WSM), ICE requires 3.9 attorneys and legal support (one litigation team) to cover the caseload associated with each IJ team. Assuming ICE and EOIR receive all resources requested in FY 2022 and EOIR requests no additional IJs in FY 2023, ICE will have a cumulative staffing shortfall of 1,010 positions relative to EOIR's 734 authorized IJ teams by FY 2023 based on authorized levels. Considering actual onboard staffing levels as of the end of FY 2021, EOIR had 559 IJs onboard and if EOIR increases its onboard count by an additional 70 IJs (629 onboard IJs) by the end of FY 2022, and assuming ICE meets its FY 2022 hiring goals, ICE will begin FY 2023 with a staffing deficit of approximately 669 positions relative to EOIR's onboard level. EOIR has opened and is funded to open additional new immigration courts in cities where ICE has had no presence, such as in Sacramento and Van Nuys, California; Loudoun County, Virginia; Laredo, Texas; and Silver Spring, Maryland. This request will address ICE OPLA's chronic staffing and facility shortages relative to EOIR caused by a lack of comparable funding. Funding ICE's litigation teams proportionate to EOIR augmentations would maximize court efficiency and the effectiveness of prosecutorial discretion in support of efforts to address the backlog of nearly 1.4 million pending immigration cases.

**Performance**

By statute and delegation, ICE is the sole representative of the U.S. Government in removal proceedings before the EOIR immigration courts. This funding will allow ICE to have more capacity to appear at immigration court locations and support operational activities. These activities include providing high level quality of legal support to central core ERO and HSI missions by preventing immigration benefits and status to be granted to dangerous criminals, terrorists, and human rights violators, through prosecutions by ICE attorneys in immigration court on behalf of the U.S. Government. Finally, these resources would provide the capability to obtain final orders on more than two percent of the existing immigration case backlog of nearly 1.4 million cases and open new facilities simultaneously with new EOIR courts. Without this request, ICE, the statutorily exclusive representative of the government in removal proceedings, cannot guarantee that there will be an attorney to represent the government before each IJ that EOIR hires, especially in locations where ICE has no physical presence.

**Program Change 19 – Repository for Analytics in a Virtualized Environment Funding Adjustment:****Description**

The FY 2023 Budget includes an increase of \$15.0M for Repository for Analytics in a Virtualized Environment Funding Adjustment (RAVEN), to provide HSI with critical analytic capabilities and the tools to combat TCOs illegally exploiting U.S. travel, trade, financial, and immigration systems. The base for this program is 15 Positions, 15 FTE, and \$21.8M.

**Justification**

Funding for the RAVEN Platform will increase the velocity of data entry, search, and retrieval, which will enable agents and analysts to focus on their core function, investigative activities. Tools and capabilities developed leveraging FY 2021 and FY 2022 PC&I funding will be transferred to O&S by FY 2023; these tools will dramatically drive down the time it takes agents and analysts to extract relevant information and make data driven decisions. Examples of specific capabilities which will be deployed by FY 2023 and will incur O&S support costs include:

- **Machine person disambiguation (entity resolution):** A mission critical task for investigations is the fusion of information from many different sources to illuminate the actions of criminal actors and organizations. Traditionally, this has been a time-consuming manual task, in RAVEN machine learning and graph technology is leveraged to drive most of the manual interaction out of the process. A representative test was performed on the manual fusion of two common datasets vs the solution which will be deployed in FY 2022. The test revealed a task which took four hours manually was performed in less than one minute by the system.
- **Machine translation:** Given that HSI's mission is to investigate transnational crime it is a reality that much of the evidence collected is in languages other than English. HSI has piloted a machine translation solution which during the pilot demonstrated a more than \$30 million cost avoidance verses leveraging traditional manual contract translation services, additionally the translations were delivered in two weeks instead of previous timing of more than six months.

**Performance**

RAVEN serves as HSI's curation point for data analytics and data analytic tools. In FY 2022 HSI will transition so that RAVEN is the primary investigative analytics tool supporting all HSI agents and analysts across all program areas and investigation case types. With this transition agents and analysts will have the ability to execute complex analytical queries and leverage numerous advanced machine learning tools aimed at reducing time to action. Additionally, in the O&M phase the RAVEN program will staff contract data scientists and data analysts to provide direct support to cases to help identify correlations between criminal elements, such as opioid dealers, war criminals, and other TCOs. This will also mark the achievement of the Initial Operating Capability (IOC) milestone for the RAVEN program and the need for O&S funding to support the O&M costs related to managing the system in production. This funding will be used to pay for contract DevSecOps support, contract support for minor adaptive maintenance, contract data scientist support, cloud hosting, limited software licensing, and other program support costs.

**Program Change 20 – Secure Private Network Connection:****Description**

The FY 2023 Budget includes an increase of \$3.5M to provide for the cost of a modernized and scalable remote access solution. Support for this will be provided through the Security Operations Center IT Investment. The base for this program is 15 Positions, 15 FTE, and \$8.2M.

**Justification**

Remote access and mobility are essential to ICE employees, especially during the pandemic and post-pandemic reality. The "new normal" of a flexible and mobile workforce requires the ability for ICE personnel to access resources on the ICE network on-demand, efficiently, and securely while working from home or other off-site locations. Therefore, ICE requires a modernized and scalable remote access approach. The legacy remote access network and security infrastructure solution that exists today does not scale to meet the needs of the ICE user community. By embracing secure cloud transformation efficiencies, this new solution will improve access speeds and availability to ICE's internal network resources. This overall effort aligns with the Department's Workforce Transformation Initiative (WTI) and COVID-19 response.

**Performance**

In FY 2020 Q3-Q4, ICE OCIO performed a pilot of the proposed Secure Private Network Connection solution. Over 50 users participated in this pilot evaluating the user experience for gained efficiencies, security, and availability with successful results. OCIO validated the solution improves remote access performance and meets DHS Trusted Internet Connection (TIC) 3.0 remote access security compliance objectives. Industry has reported increases in efficiency of 10-30 percent for solutions beyond legacy Virtual Private Network (VPN) solutions. The user experience is also improved with this solution due to its worldwide cloud distributed connectivity architecture model versus the current legacy connection model at the DHS Data Centers. DHS currently controls bandwidths for all users on the DHS network. With the new solution, these decisions will be made at the Agency level and tailored specifically to ICE mission needs. This modernized solution was successfully evaluated during the pilot project to support all ICE mobile device capabilities including laptops, phones, tablets, etc. Users will experience faster access to network resources which increases productivity as well as reduce network access issues and Service Desk tickets.

**Program Change 21 – T-8 Funding Adjustment:****Description**

The FY 2023 Budget includes an increase of \$6.0M for Title 8 (T-8) mission critical solutions lacking an enterprise IT system, such as Operations Planning, Forms, Bonds, and Travel Documents that Government audits and Congressional inquiries have highlighted ICE deficiencies. The base of this program is 10 Positions, 6 FTE, and \$5.9M. (An additional \$8.1M is requested in PC&I funding for a total request of \$14.1M).

**Justification**

The T-8 initiative is a multi-year IT modernization effort providing incremental delivery of improved reporting capabilities, system enhancements, data processes, and operational efficiencies for ERO. The current T-8 Program 1 Roadmap prioritizes the development of systems based on current IT system gaps, dependencies, benefits, risks, and impact to the ICE mission. FY 2020 Enacted Appropriations Act provided additional funding for T-8 to accelerate modernization of ICE's immigration information technology systems, data platform, and reporting and analytics capabilities. Additional funding will support more effective allocation of detention bed capacity, by providing detention officers timely and accurate data related to bed space utilization by providing greater visibility into available bed space in all facilities across the country in a single application. It will also standardize and streamline the process for determining and approving detention facility/bed assignments.

**Performance**

T-8 applications will maximize the use of existing data to limit the amount of repeated manual entry while improving use of high-assurance identification and verification methods for individuals throughout the immigration lifecycle. Additionally, T-8 will deliver a leads management and planning capability to speed up the identification and apprehension of at-large criminal targets. The requested funding allows for the build out of an application to enable officers to auto-populate forms based on existing data, which will streamline the current manual process. Currently, it takes approximately 10-20 minutes per form to manually fill out, depending on the form complexity. The auto fill process will take approximately less than 30 seconds. T-8 will leverage cloud-based technologies to increase the speed, accuracy, and depth (i.e., person-centric, event-centric, and attribute centric) of immigration data queries, which collectively will reduce the number of hours spent manually processing, reviewing, and disseminating the results of complex queries. T-8 will deliver several applications to automate and streamline processes for assigning noncitizens to detention facilities and on removal flights to their home country. Currently, the manual process requires the operator to switch between Outlook and various Excel spreadsheets to complete the flight profile taking approximately three to four hours to create a flight profile, which is required before a seat can be requested and booked on a flight. The ICE Air Operation Charter will create a flight plan in approximately one minute.

**Program Change 22 – Telecommunication Technologies for Psychological Healthcare:****Description**

The FY 2023 Budget includes an increase of \$2.0M for technology to connect patients in one location to providers in another location and increase health care access when detainee patients' medical, behavioral health, and dental needs expand beyond on-site services. There is no base for this program.

**Justification**

The technology solutions funded by this Program Change provide for health promotion, disease management, specialty care, and consultative services ensuring optimal patient outcomes by expanding access to care not available on site due to medical provider voids. The combination of videoconferencing and diagnostic tools enables real-time triage and decision-making for improved patient outcomes.

ICE Health Service Corps' mission is to be the best health care delivery system in detention health care and correctional health care, and to safely deliver high quality health care to those in ICE custody. Correctional health care staff recruitment and retention successes vary by geographic location and specialty resulting in fluctuations of timely access to comprehensive clinical services. The result is costly transportation to and from specialty clinical services, delays in access to timely diagnostic and treatment decisions, and other custody logistical issues exacerbated by acute, subacute, and chronic medical, behavioral health, and dental conditions.

The current specialty health care provider void surrounding IHSC clinic locations results in unpredictable community medical and behavioral consultant pools. Currently, each site establishes reasonable community health resources for off-site care needs. If a detainee patient requires care that is not available within the local area transfers to another location are implemented. This disruption of custody, legal, and continuity of medical services impacts many aspects of detention, complicates case management, and does not always resolve the underlying medical and mental health challenges.

The COVID-19 pandemic has demonstrated the importance of infection prevention through social distancing and exposure reduction. Telehealth technologies utilize videoconferencing and diagnostic tools that connect patients in one location to providers in another location, thus reducing exposure and potential or actual risk for infectious disease transmission. Medical evidence supports the benefits of telehealth and that patient outcomes are not compromised by using technology diagnostic and treatment tools. The use of telehealth will result in comparable standard of care as in-person visits and provide improved access to specialty care while limiting the risk of transmissible infections throughout the community.

**Performance**

Detainee patients will realize shorter wait times for needed care, reduction of off-site clinic visits, and supportive education services for health promotion and disease management with the increased use of technological solutions. Enhancement of intra-agency medical needs and outside specialty consultant access through technology solutions will improve the delivery of timely health care to detainee patients and reduce health care expenditures and the associated logistical costs. By advancing the IT infrastructure, procurement of clinical diagnostics will connect providers and detainee patients regardless of physical location.

**Program Change 23 – Victim Assistance Program:****Description**

The FY 2023 Budget includes an increase of 59 Positions (28 LEOs/31 non-LEOs), 30 FTE, and \$11.5M for training, travel, and equipment efforts to adequately expand the HSI Victim Assistance Program (VAP) nationwide and internationally. The base for VAP is 79 Positions, 55 FTE, and \$13.4M.

**Justification**

The HSI VAP provides assistance to all victims identified in HSI investigations. VAP is accountable for ICE's responsibilities concerning victim-related issues, to include providing training and technical assistance to HSI Special Agents responding to victims and providing information and resource provision to victims encountered during ICE investigations. The VAP responds to victims' issues in a wide range of Federal crimes, including human trafficking, child pornography, child sex tourism, white collar crime, and human rights abuses. The Forensic Interview Program (FIP) within the VAP provides trained Forensic Interview Specialists (FIS) to assist HSI Special Agents in their furthering their investigations by conducting forensic interviews of minor victims. The FIP is a critical part of the VAP as it assists and trains HSI Special Agents and other law enforcement personnel in minimizing potential short and long-term trauma of the incident and investigation to the victim, as well as maximizes potential information related to ongoing investigations while ensuring the integrity of the investigative process.

VAP personnel utilize victim-centered and trauma-informed approach and provide trainings to HSI Special Agents on the approach. Victim Assistance Specialists (VASs) are unarmed civilian employees who frequently have a social work background and are responsible for assessing victims' needs and making referrals for support services. VASs work in close partnership with FISs to provide assistance to victims, as mandated by Federal law. Having a VAS with extensive training in victim-centered, trauma-informed approaches as the main point of contact for a victim's engagement with a law enforcement agency helps increase a victim's trust, confidence, and cooperation. Upon survivor recovery, victims can participate as witnesses in the criminal justice process, so traffickers and child sex offenders are brought to justice. Additionally, the Management and Program Analyst (MPA) positions will provide direct support to the new hired VAP personnel.

This funding has a direct and positive correlation to the overall mission of ICE, as well as to the 2020 "DHS Strategy to Combat Human Trafficking, the Importation of Goods Produced with Forced Labor, and Child Sexual Exploitation."

**Performance**

The VAP supports field operations by providing mandated training, technical assistance, case consultation, and other capacity building to ensure that Special Agents and VASs have the knowledge, experience, and resources they need to respond effectively to victims encountered in any HSI investigation. VAP personnel are expected to be on the ground during operations, to assist victims in need of crisis management in addition to assess their needs, coordinate and provide for additional assistance and resources, and to ensure victims are informed of their legally mandated rights. This funding will ensure that VAP personnel have the tools, resources, and transportation necessary to work in close coordination with Special Agents, conduct victim interviews in a timely fashion, and provide critical victim assistance.

HSI expects a significant increase in victim assistance and operational support with the hiring of the additional 28 Special Agents (25 field agents and 3 National Program Managers), 28 VASs, and 3 MPAs particularly in support of the thousands of human trafficking, labor trafficking, financial, war crime, and child sexual exploitation investigations that HSI conducts each year. Expanding the number of VASs nationwide will lead to increased number of witnesses. In FY 2020, despite the COVID-19 pandemic, VAP personnel assisted 2,188 victims, including 964 victims of child exploitation, 566 victims of financial crimes, 418 victims of human trafficking, and 240 in other categories. In FY 2021, VAP personnel assisted 2,382 victims were assisted by VAP personnel, including 1,078 victims of child exploitation, 353 victims of financial crimes, 728 victims of human trafficking, and 223 in other categories. There are many more potential victim witnesses that VASs can leverage in identifying and preventing human trafficking and child exploitation. This funding will allow HSI to help and provide support to them. The additional VASs also will free up time for 130 Special Agents, who are currently serving as Victim Assistance Coordinators (VACs) in a collateral capacity, enabling them to fully refocus on their investigations.

Enhancements made to the VAP in FY 2019 and 2020 increased the FIS program by 500 percent, from 6 to 30 FISs, and the VAS program by 30 percent, from 27 to 35 VASs. This funding is critical for the VAP to ensure and preserve its existence and to continue to provide sufficient level of support requested by the field. This capability will be utilized to continue VAP personnel's critical mission of helping victims of various crimes and to assist HSI Special Agents in furthering their investigations.

### **Program Change 24 – Zero Trust Implementation:**

#### **Description**

The FY 2023 Budget includes an increase of 4 Positions, 2 FTE, and \$16.0M for six digital infrastructure improvement initiatives to reduce risk and vulnerabilities of the ICE IT infrastructure and increase the efficiency and resiliency of critical IT systems. There is no base for this program.

#### **Justification**

Zero Trust Implementation increases the efficiency and resiliency of traffic routing and provide visibility of threats in encrypted traffic. In addition, it limits the impact of breach by decreasing the mobility/access available to a malicious actor. ICE will establish a Secure Access Service Edge (SASE) infrastructure that will provide security based on Identity and Context of the user/device. It will also mature the Enterprise beyond perimeter-based security by securing Cloud and Mobile activity. Zero Trust alternatives to VPN's and Trusted Internet Connections (TICs) will modernize remote access and Software as a Service (SaaS) security. The benefits of implementing Zero Trust are:

- Enhance the ability to identify threats (e.g., zero-day threats),
- Alert personnel with early warnings of security breaches,
- Increase visibility on threats within encrypted traffic,
- Prevent lateral movement of breached malicious actors,
- Improve capacity to access HVA security,
- And provide capabilities to access vendor dependencies.

**Performance**

Funding provided will enable ICE to remediate the vulnerabilities inherited through the SolarWinds compromise. It will also provide a multi layered enterprise approach for securing and strengthening ICE's network and cloud infrastructures, ensuring the reliability and availability of mission-essential systems impacting ICE's user community. These initiatives will improve the ICE IT Enterprise security operations by proactively identifying threats and malicious activity on the ICE infrastructure. Once implemented the efficiency of ICE's incident response capabilities will be greatly increased. The additional tools, monitoring, and skills ensure that devices and users only have access to what they need, when they need it. With this funding, new "normal" baselines will be created to spot malicious actors faster, ICE will add additional perimeter controls closer to the data, all leading to an increased defensive posture. This faster response time and designing ICE network and applications control lateral movement on the network with containers ensure that the Law Enforcement and Privacy Sensitive Data is further protected against evolving cybersecurity threats. These enterprise solutions will support not only the shared infrastructure supporting all ICE applications, but the individual applications as well.



**Operations and Support  
Personnel Compensation and Benefits**

**Pay Summary**  
*(Dollars in Thousands)*

	FY 2021 Enacted				FY 2022 President's Budget				FY 2023 President's Budget				FY 2022 to FY 2023 Total			
	Pos.	FTE	Amount	Rate	Pos.	FTE	Amount	Rate	Pos.	FTE	Amount	Rate	Pos.	FTE	Amount	Rate
Mission Support	2,258	2,118	\$367,878	\$173.69	2,287	2,158	\$388,061	\$179.82	2,413	2,233	\$417,254	\$186.86	126	75	\$29,193	\$7.03
Office of the Principal Legal Advisor	1,735	1,697	\$301,602	\$177.73	1,838	1,749	\$321,865	\$184.03	2,179	1,971	\$368,228	\$186.82	341	222	\$46,363	\$2.79
Homeland Security Investigations	8,856	8,551	\$1,759,350	\$205.51	8,885	8,600	\$1,837,711	\$213.44	9,016	8,684	\$1,929,441	\$221.93	131	84	\$91,730	\$8.49
Enforcement and Removal Operations	8,253	8,345	\$1,433,334	\$171.69	8,258	8,374	\$1,495,981	\$178.57	8,353	8,424	\$1,565,915	\$185.73	95	50	\$69,934	\$7.16
<b>Total</b>	<b>21,102</b>	<b>20,711</b>	<b>\$3,862,164</b>	<b>\$186.35</b>	<b>21,268</b>	<b>20,881</b>	<b>\$4,043,618</b>	<b>\$193.52</b>	<b>21,961</b>	<b>21,312</b>	<b>\$4,280,838</b>	<b>\$200.70</b>	<b>693</b>	<b>431</b>	<b>\$237,220</b>	<b>\$7.18</b>
Subtotal Discretionary - Appropriation	21,102	20,711	\$3,862,164	\$186.35	21,268	20,881	\$4,043,618	\$193.52	21,961	21,312	\$4,280,838	\$200.70	693	431	\$237,220	\$7.18

**Pay by Object Class**  
*(Dollars in Thousands)*

	FY 2021 Enacted	FY 2022 President's Budget	FY 2023 President's Budget	FY 2022 to FY 2023 Change
11.1 Full-time Permanent	\$2,191,976	\$2,277,052	\$2,420,295	\$143,243
11.3 Other than Full-time Permanent	\$24,143	\$24,876	\$25,902	\$1,026
11.5 Other Personnel Compensation	\$498,270	\$514,620	\$539,013	\$24,393
11.8 Special Personal Services Payments	\$2,621	\$2,701	\$3,481	\$780
12.1 Civilian Personnel Benefits	\$1,145,154	\$1,224,369	\$1,292,147	\$67,778
<b>Total - Personnel Compensation and Benefits</b>	<b>\$3,862,164</b>	<b>\$4,043,618</b>	<b>\$4,280,838</b>	<b>\$237,220</b>
<b>Positions and FTE</b>				
Positions - Civilian	21,102	21,268	21,961	693
FTE - Civilian	20,711	20,881	21,312	431

**Operations and Support**  
**Permanent Positions by Grade – Appropriation**  
*(Dollars in Thousands)*

	FY 2021 Enacted	FY 2022 President's Budget	FY 2023 President's Budget	FY 2022 to FY 2023 Change
Total, SES	105	105	105	-
GS-15	1,000	1,000	1,067	67
GS-14	3,516	3,635	3,968	333
GS-13	6,975	7,019	7,165	146
GS-12	5,426	5,421	5,432	11
GS-11	1,293	1,301	1,321	20
GS-10	4	4	4	-
GS-9	980	980	1,009	29
GS-8	456	456	456	-
GS-7	884	884	884	-
GS-6	193	193	265	72
GS-5	252	252	259	7
GS-4	11	11	11	-
GS-3	3	3	3	-
GS-2	4	4	4	-
Other Grade Positions	-	-	8	8
<b>Total Permanent Positions</b>	<b>21,102</b>	<b>21,268</b>	<b>21,961</b>	<b>693</b>
Total Perm. Employment (Filled Positions) EOY	20,807	20,970	21,618	648
Unfilled Positions EOY	295	298	343	45
<b>Position Locations</b>				
Headquarters Civilian	2,245	2,340	2,466	126
U.S. Field Civilian	18,382	18,458	19,025	567
Foreign Field Civilian	475	470	470	-
<b>Averages</b>				
Average Personnel Costs, ES Positions	\$186,597	\$188,463	\$195,700	\$7,237
Average Personnel Costs, GS Positions	\$116,353	\$117,516	\$122,586	\$5,070
Average Grade, GS Positions	13	13	13	-

**Operations and Support  
Non Pay Budget Exhibits**

**Non Pay Summary**  
*(Dollars in Thousands)*

	<b>FY 2021 Enacted</b>	<b>FY 2022 President's Budget</b>	<b>FY 2023 President's Budget</b>	<b>FY 2022 to FY 2023 Change</b>
Mission Support	\$936,556	\$976,358	\$1,050,136	\$73,778
Office of the Principal Legal Advisor	\$12,062	\$19,349	\$34,086	\$14,737
Homeland Security Investigations	\$379,380	\$330,014	\$400,757	\$70,743
Enforcement and Removal Operations	\$2,685,568	\$2,570,447	\$2,236,311	(\$334,136)
<b>Total</b>	<b>\$4,013,566</b>	<b>\$3,896,168</b>	<b>\$3,721,290</b>	<b>(\$174,878)</b>
Subtotal Discretionary - Appropriation	\$4,013,566	\$3,896,168	\$3,721,290	(\$174,878)

**Non Pay by Object Class***(Dollars in Thousands)*

	<b>FY 2021 Enacted</b>	<b>FY 2022 President's Budget</b>	<b>FY 2023 President's Budget</b>	<b>FY 2022 to FY 2023 Change</b>
21.0 Travel and Transportation of Persons	\$445,089	\$438,761	\$446,682	\$7,921
22.0 Transportation of Things	\$10,314	\$10,233	\$11,533	\$1,300
23.1 Rental Payments to GSA	\$346,026	\$380,960	\$397,841	\$16,881
23.2 Rental Payments to Others	\$26,041	\$26,546	\$26,677	\$131
23.3 Communications, Utilities, & Miscellaneous	\$77,579	\$73,852	\$87,932	\$14,080
24.0 Printing and Reproduction	\$1	\$1	\$1	-
25.1 Advisory & Assistance Services	\$545,371	\$535,712	\$677,583	\$141,871
25.2 Other Services from Non-Federal Sources	\$190,613	\$181,078	\$273,833	\$92,755
25.3 Other Purchases of goods and services	\$105,046	\$99,695	\$131,070	\$31,375
25.4 Operations & Maintenance of Facilities	\$1,856,728	\$102,954	\$111,926	\$8,972
25.5 Research & Development Contracts	\$516	\$516	\$941	\$425
25.6 Medical Care	\$20,404	\$11,853	\$12,368	\$515
25.7 Operation & Maintenance of Equipment	\$175,836	\$161,646	\$162,971	\$1,325
25.8 Subsistence and Support of Persons	\$7,140	\$1,674,390	\$1,135,790	(\$538,600)
26.0 Supplies & Materials	\$55,811	\$48,609	\$51,872	\$3,263
31.0 Equipment	\$89,268	\$90,301	\$123,406	\$33,105
32.0 Land and Structures	\$33,504	\$30,782	\$40,585	\$9,803
42.0 Insurance Claims and Indemnities	\$25,691	\$25,691	\$25,691	-
91.0 Unvouchered	\$2,588	\$2,588	\$2,588	-
<b>Total - Non Pay Budget Object Class</b>	<b>\$4,013,566</b>	<b>\$3,896,168</b>	<b>\$3,721,290</b>	<b>(\$174,878)</b>

*Mission Support – PPA*

**Budget Comparison and Adjustments**

**Comparison of Budget Authority and Request**

*(Dollars in Thousands)*

	FY 2021 Enacted			FY 2022 President's Budget			FY 2023 President's Budget			FY 2022 to FY 2023 Total Changes		
	Pos.	FTE	Amount	Pos.	FTE	Amount	Pos.	FTE	Amount	Pos.	FTE	Amount
Mission Support	2,258	2,118	\$1,304,434	2,287	2,158	\$1,364,419	2,413	2,233	\$1,467,390	126	75	\$102,971
<b>Total</b>	<b>2,258</b>	<b>2,118</b>	<b>\$1,304,434</b>	<b>2,287</b>	<b>2,158</b>	<b>\$1,364,419</b>	<b>2,413</b>	<b>2,233</b>	<b>\$1,467,390</b>	<b>126</b>	<b>75</b>	<b>\$102,971</b>
Subtotal Discretionary - Appropriation	2,258	2,118	\$1,304,434	2,287	2,158	\$1,364,419	2,413	2,233	\$1,467,390	126	75	\$102,971

**PPA Level I Description**

The Mission Support PPA funds the Management and Administration (M&A) Directorate, providing enterprise level services and operational support capabilities to ICE and managing ICE’s financial and human resources, physical assets, communications, records and data integrity, employee development training, Privacy Act compliance, processing of Freedom of Information Act (FOIA) requests, congressional liaison activities, composition and evaluation of policies, and acquisition governance. The Mission Support PPA also supports the Office of Professional Responsibility (OPR), which is responsible for background investigations, and compliance inspections.

Mission Support acquires, sustains, and provides user support related to core infrastructure, integral to maintaining ICE operational capabilities for law enforcement officers (LEOs), attorneys and other ICE employees. Mission Support funds management of IT products and services, including technical infrastructure support and centrally supported applications. Additionally, Mission Support provides firearms and tactical training to special agents and officers, manages the regulatory process and development of ICE policies, and procures goods and services for the Agency.



**Mission Support – PPA**  
**Budget Authority and Obligations**  
*(Dollars in Thousands)*

	<b>FY 2021</b>	<b>FY 2022</b>	<b>FY 2023</b>
<b>Enacted/Request</b>	<b>\$1,304,434</b>	<b>\$1,364,419</b>	<b>\$1,467,390</b>
Carryover - Start of Year	\$4,365	\$50,755	-
Recoveries	-	-	-
Rescissions to Current Year/Budget Year	-	-	-
Net Sequestered Resources	-	-	-
Reprogramming/Transfers	-	-	-
Supplementals	-	-	-
<b>Total Budget Authority</b>	<b>\$1,308,799</b>	<b>\$1,415,174</b>	<b>\$1,467,390</b>
Collections - Reimbursable Resources	\$50,806	\$55,941	\$51,250
Collections - Other Sources	-	-	-
<b>Total Budget Resources</b>	<b>\$1,359,605</b>	<b>\$1,471,115</b>	<b>\$1,518,640</b>
Obligations (Actual/Estimates/Projections)	\$1,300,528	\$1,471,115	\$1,518,640
<b>Personnel: Positions and FTE</b>			
Enacted/Request Positions	2,258	2,287	2,413
Enacted/Request FTE	2,118	2,158	2,233
<b>Onboard and Actual FTE</b>			
Onboard (Actual/Estimates/Projections)	1,752	2,287	2,413
FTE (Actual/Estimates/Projections)	1,912	2,158	2,233

**Mission Support – PPA**  
**Collections – Reimbursable Resources**  
*(Dollars in Thousands)*

	FY 2021 Enacted			FY 2022 President's Budget			FY 2023 President's Budget		
	Pos.	FTE	Amount	Pos.	FTE	Amount	Pos.	FTE	Amount
Department of Homeland Security - U.S. Citizenship and Immigration Services	-	-	-	-	-	-	-	-	\$8,000
Department of Homeland Security - Countering Weapons of Mass Destruction	-	-	-	-	-	-	-	-	\$4,000
Department of Homeland Security - Federal Emergency Management Agency	-	-	-	-	-	-	-	-	\$600
Department of Homeland Security - Federal Law Enforcement Training Centers	-	-	-	-	-	-	-	-	\$300
Department of Homeland Security - Federal Protective Service	-	-	-	-	-	-	-	-	\$4,000
Department of Homeland Security - Management Directorate	-	-	\$34,500	-	330	\$34,500	-	330	\$31,100
Department of Homeland Security - Science and Technology	-	-	-	-	-	-	-	-	\$1,000
Department of Homeland Security - U.S. Customs and Border Protection	-	-	\$14,000	-	-	\$14,000	-	-	\$2,250
Department of Homeland Security - United States Coast Guard	-	-	-	-	-	\$135	-	-	-
Department of State	-	-	\$2,306	-	-	\$2,306	-	-	-
Department of Homeland Security - Cybersecurity and Infrastructure Security Agency	-	-	-	-	-	\$5,000	-	-	-
<b>Total Collections</b>	-	-	<b>\$50,806</b>	-	<b>330</b>	<b>\$55,941</b>	-	<b>330</b>	<b>\$51,250</b>

**Mission Support – PPA**  
**Summary of Budget Changes**  
*(Dollars in Thousands)*

	Positions	FTE	Amount
<b>FY 2021 Enacted</b>	<b>2,258</b>	<b>2,118</b>	<b>\$1,304,434</b>
<b>FY 2022 President's Budget</b>	<b>2,287</b>	<b>2,158</b>	<b>\$1,364,419</b>
<b>FY 2023 Base Budget</b>	<b>2,287</b>	<b>2,158</b>	<b>\$1,364,419</b>
<b>Total Technical Changes</b>	-	-	-
Transfer of Cyber Reserve from MGMT/OS/OCIO to Components	-	-	\$4,600
Realignment of FY 2022 Modular Costs from OPLA to Mission Support	-	-	\$1,215
<b>Total Transfers</b>	-	-	<b>\$5,815</b>
Civilian Pay Raise Total	-	-	\$13,475
Annualization of Prior Year Pay Raise	-	-	\$2,503
GSA Rent	-	-	\$9,194
FPS Fee Adjustment	-	-	\$2,972
Pay Raise Annualization of FY 2022 Program Changes	-	-	\$52
Annualization of Office of Principal Legal Advisor (OPLA) Case Management Support System	-	-	\$4
Annualization of Office of Professional Responsibility (OPR)	-	8	\$1,142
Annualization of Office of Professional Responsibility (OPR) Automation and Modernization	-	3	\$586
Annualization of Title 8 (T-8)	-	2	\$449
Annualization of Victims Assistance Program	-	-	\$68
Enterprise-Wide Cost Increase	-	-	\$1,217
Termination of Office of Principal Legal Advisor (OPLA) Case Management Support System	-	-	(\$15)
Termination of Office of Professional Responsibility (OPR)	-	-	(\$8,313)
Termination of Office of Professional Responsibility (OPR) Automation and Modernization	-	-	(\$98)
Termination of Title 8 (T-8)	-	-	(\$107)
Termination of Victims Assistance Program	-	-	(\$219)
<b>Total Pricing Changes</b>	-	<b>13</b>	<b>\$22,910</b>
<b>Total Adjustments-to-Base</b>	-	<b>13</b>	<b>\$28,725</b>



**Operations and Support****Mission Support – PPA**

<b>FY 2023 Current Services</b>	<b>2,287</b>	<b>2,171</b>	<b>\$1,393,144</b>
ATD IT Requirements	-	-	\$1,486
Center for Countering Human Trafficking	-	-	\$1,673
Consolidated ICE Financial Solution (CIFS)	10	5	\$1,300
Cybercrime Technology Enhancement	-	-	\$8,270
Event Security Logging	-	-	\$3,399
Human Capital Infrastructure & Capacity Building	37	18	\$5,121
ICE Health Services Corps	-	-	\$1,222
M&A Support Infrastructure Expansion	75	37	\$9,094
Non-Detained Docket (NDD) Case Management	-	-	\$2,880
OPLA Litigation Team Augmentation	-	-	\$17,917
Secure Private Network Connection	-	-	\$3,547
Victim Assistance Program	-	-	\$2,281
Zero Trust Implementation	4	2	\$16,056
<b>Total Program Changes</b>	<b>126</b>	<b>62</b>	<b>\$74,246</b>
<b>FY 2023 Request</b>	<b>2,413</b>	<b>2,233</b>	<b>\$1,467,390</b>
<b>FY 2022 TO FY 2023 Change</b>	<b>126</b>	<b>75</b>	<b>\$102,971</b>

**Mission Support – PPA  
Personnel Compensation and Benefits**

**Pay Summary**  
*(Dollars in Thousands)*

	FY 2021 Enacted				FY 2022 President's Budget				FY 2023 President's Budget				FY 2022 to FY 2023 Total			
	Pos.	FTE	Amount	Rate	Pos.	FTE	Amount	Rate	Pos.	FTE	Amount	Rate	Pos.	FTE	Amount	Rate
Mission Support	2,258	2,118	\$367,878	\$173.69	2,287	2,158	\$388,061	\$179.82	2,413	2,233	\$417,254	\$186.86	126	75	\$29,193	\$7.03
<b>Total</b>	<b>2,258</b>	<b>2,118</b>	<b>\$367,878</b>	<b>\$173.69</b>	<b>2,287</b>	<b>2,158</b>	<b>\$388,061</b>	<b>\$179.82</b>	<b>2,413</b>	<b>2,233</b>	<b>\$417,254</b>	<b>\$186.86</b>	<b>126</b>	<b>75</b>	<b>\$29,193</b>	<b>\$7.03</b>
Subtotal Discretionary - Appropriation	2,258	2,118	\$367,878	\$173.69	2,287	2,158	\$388,061	\$179.82	2,413	2,233	\$417,254	\$186.86	126	75	\$29,193	\$7.03

The FTE Rate calculation does not include Object Class 11.8-Special Personal Services Payments or 13.0-Benefits for Former Personnel

**Pay by Object Class**  
*(Dollars in Thousands)*

	FY 2021 Enacted	FY 2022 President's Budget	FY 2023 President's Budget	FY 2022 to FY 2023 Change
11.1 Full-time Permanent	\$239,203	\$250,855	\$269,594	\$18,739
11.3 Other than Full-time Permanent	\$2,243	\$2,311	\$2,406	\$95
11.5 Other Personnel Compensation	\$25,620	\$26,487	\$27,951	\$1,464
12.1 Civilian Personnel Benefits	\$100,812	\$108,408	\$117,303	\$8,895
<b>Total - Personnel Compensation and Benefits</b>	<b>\$367,878</b>	<b>\$388,061</b>	<b>\$417,254</b>	<b>\$29,193</b>
<b>Positions and FTE</b>				
Positions - Civilian	2,258	2,287	2,413	126
FTE - Civilian	2,118	2,158	2,233	75

**Pay Cost Drivers**

	FY 2021 Enacted			FY 2022 President's Budget			FY 2023 President's Budget			FY 2022 to FY 2023 Total Changes		
	FTE	Amount	Rate	FTE	Amount	Rate	FTE	Amount	Rate	FTE	Amount	Rate
Non-LEOs	1,526	\$239,790	\$157.14	1,566	\$255,216	\$162.97	1,637	\$276,897	\$169.15	71	\$21,681	\$6.18
IT Specialists	291	\$53,828	\$184.98	291	\$55,827	\$191.85	291	\$57,979	\$199.24	-	\$2,152	\$7.40
Criminal Investigators	240	\$59,211	\$246.71	240	\$61,410	\$255.88	241	\$64,574	\$267.94	1	\$3,164	\$12.07
Detention and Deportation Officers (DDOs)	61	\$15,049	\$246.70	61	\$15,608	\$255.87	64	\$17,804	\$278.19	3	\$2,196	\$22.32
<b>Total - Pay Cost Drivers</b>	<b>2,118</b>	<b>\$367,878</b>	<b>\$173.69</b>	<b>2,158</b>	<b>\$388,061</b>	<b>\$179.82</b>	<b>2,233</b>	<b>\$417,254</b>	<b>\$186.86</b>	<b>75</b>	<b>\$29,193</b>	<b>\$7.03</b>

**Explanation of Pay Cost Drivers**

**Non-LEOs:** Mission Support Non-LEOs provide operational support, including financial, human resources, and communications management, to ICE programs. ICE requests additional Non-LEOs in FY 2023 to provide critical mission-enhancing support to frontline staff. The increase from FY 2022 to FY 2023 is due to the hiring of additional Non-LEO FTEs in FY 2023 Program Changes, the 2023 Pay Raise, the Annualization of the 2022 Pay Raise, and the Annualization of FY 2022 FTE.

**IT Specialists:** IT Specialists manage and maintain ICE’s core IT infrastructure and software, keeping it secure by detecting and defending against cyber threats. The increase from FY 2022 to FY 2023 is due to 2023 Pay Raise.

**Criminal Investigators (CIs):** Mission Support CIs in the OPR investigate criminal and administrative misconduct within ICE and are responsible for executing the security operations that protect ICE personnel, facilities, and information. The increase from FY 2022 to FY 2023 is due to additional hiring in FY 2023 Program Changes for M&A Support Infrastructure Expansion as well as the Annualization of 2022 Pay Raise and the 2023 Pay Raise.

**Detention and Deportation Officers (DDOs):** Mission Support DDOs are responsible for conducting the training of law enforcement personnel throughout ICE. The increase from FY 2022 to FY 2023 is due additional hiring in FY 2023 Program Changes for M&A Support Infrastructure Expansion, and FY 2023 Pricing Changes including the Annualization of 2022 Pay Raise and the 2023 Pay Raise.

**Mission Support – PPA  
Non Pay Budget Exhibits**

**Non Pay Summary**  
*(Dollars in Thousands)*

	<b>FY 2021 Enacted</b>	<b>FY 2022 President's Budget</b>	<b>FY 2023 President's Budget</b>	<b>FY 2022 to FY 2023 Change</b>
Mission Support	\$936,556	\$976,358	\$1,050,136	\$73,778
<b>Total</b>	<b>\$936,556</b>	<b>\$976,358</b>	<b>\$1,050,136</b>	<b>\$73,778</b>
Subtotal Discretionary - Appropriation	\$936,556	\$976,358	\$1,050,136	\$73,778

**Non Pay by Object Class**  
*(Dollars in Thousands)*

	<b>FY 2021 Enacted</b>	<b>FY 2022 President's Budget</b>	<b>FY 2023 President's Budget</b>	<b>FY 2022 to FY 2023 Change</b>
21.0 Travel and Transportation of Persons	\$6,236	\$6,601	\$6,891	\$290
22.0 Transportation of Things	\$769	\$769	\$769	-
23.1 Rental Payments to GSA	\$344,991	\$379,376	\$396,070	\$16,694
23.2 Rental Payments to Others	\$13,858	\$14,615	\$14,615	-
23.3 Communications, Utilities, & Miscellaneous	\$35,277	\$35,574	\$44,058	\$8,484
25.1 Advisory & Assistance Services	\$123,206	\$123,000	\$120,333	(\$2,667)
25.2 Other Services from Non-Federal Sources	\$49,424	\$49,483	\$57,526	\$8,043
25.3 Other Purchases of goods and services	\$80,147	\$77,329	\$102,855	\$25,526
25.4 Operations & Maintenance of Facilities	\$70,520	\$70,018	\$72,990	\$2,972
25.6 Medical Care	\$286	\$337	\$435	\$98
25.7 Operation & Maintenance of Equipment	\$98,845	\$100,292	\$101,554	\$1,262
26.0 Supplies & Materials	\$6,688	\$6,771	\$7,145	\$374
31.0 Equipment	\$64,877	\$70,761	\$73,660	\$2,899
32.0 Land and Structures	\$18,258	\$18,258	\$28,061	\$9,803
42.0 Insurance Claims and Indemnities	\$23,174	\$23,174	\$23,174	-
<b>Total - Non Pay Budget Object Class</b>	<b>\$936,556</b>	<b>\$976,358</b>	<b>\$1,050,136</b>	<b>\$73,778</b>

### Non Pay Cost Drivers

	FY 2021 Enacted	FY 2022 President's Budget	FY 2023 President's Budget	FY 2022 to FY 2023 Total Changes
Rent	\$352,211	\$386,258	\$373,416	(\$12,842)
Non-Rent Enterprise-Wide Cost	\$112,998	\$116,761	\$120,949	\$4,188
Mission Support Advisory and Assistance Services	-	-	\$118,856	\$118,856
Office of Professional Responsibility	\$68,650	\$71,339	\$73,067	\$1,728
OCIO Tactical Communications Radio Refresh and O&M	\$54,372	\$54,372	\$54,372	-
Equipment	-	-	\$46,344	\$46,344
Fleet Replacement Plan	\$30,178	\$30,178	\$30,178	-
Other Costs	\$318,147	\$317,450	\$232,954	(\$84,496)
<b>Total - Non-Pay Cost Drivers</b>	<b>\$936,556</b>	<b>\$976,358</b>	<b>\$1,050,136</b>	<b>\$73,778</b>

#### Explanation of Non Pay Cost Drivers

**Rent:** This cost driver funds all rental payments at GSA-leased and other rental payments at ICE-occupied facilities across the country. The decrease from FY 2022 to FY 2023 is driven by the rent pricing change, decreased rental payments to GSA, and adjusted rent costs from proposed staffing adjustments.

**Non-Rent Enterprise-Wide Costs:** This cost driver includes the centrally managed “must pay” costs of agency-wide services, which ICE has limited ability to alter. Costs include Accident and Workers Compensation, Unemployment Compensation, Alien Files, Health Units, Printing and Graphics, Transit Subsidy, Postage and Mail Management, Federal Protective Service (FPS) Security Charges, Energy and Environment, Overtime Utilities, Direct Leasing, DHS Working Capital Fund (WCF), and Forms. The increase from FY 2022 to FY 2023 primarily reflects additional Worker’s Compensation and Transit Subsidy.

**Mission Support Advisory and Assistance Services:** This cost driver is new for the FY 2023 Budget. It includes the cost of financial and HR contract support as well as contract program management costs in Mission Support.

**Office of Professional Responsibility:** Office of Professional Responsibility (OPR) is responsible for upholding ICE’s professional standards through a multi-disciplinary approach of security, inspections, and investigations. OPR promotes organizational integrity by vigilantly managing ICE’s security programs, conducting independent reviews of ICE programs and operations, and by impartially investigating allegations of serious employee and contractor misconduct and internal and external threats against ICE personnel and facilities. The increase from FY 2022 to FY 2023 is due to the requested increase for OPR Personnel Security Operations as well as the annualization of the FY 2022 OPR enhancement.

**OCIO Tactical Communications Radio Refresh and O&M:** TACCOM includes costs for the purchase of additional hardware and network equipment to continue the refresh of 2,800 mobile radios and 2,800 portable radios nearing end-of-life that lack critical functionality and to fund ongoing maintenance and improvements. Funding was maintained from FY 2022 to FY 2023.

**Equipment:** This cost driver is new for the FY 2023 Budget as it was previously included in the Other Costs cost driver category. It includes the cost of equipment and the operation and maintenance of equipment for all new ICE positions.

**Fleet Replacement Plan:** ICE operates a diverse fleet of vehicles that range from heavy-duty armored trucks to standard law enforcement vehicles. Maintaining the fleet through critical maintenance investments, planned acquisitions, and disposals is critical to fulfilling the Agency’s mission and protecting the safety of ICE officers. Funding was maintained from FY 2022 to FY 2023.

**Other Costs:** Included in Other Costs are non-pay modular costs elements for staff that pertain to Mission Support as a result of the service-wide costs (SWC) realignment (i.e., weapons, IT equipment, medical exams). It also includes travel, training, supplies, and contract support for Mission Support offices. There is an increase in FY 2023 associated with the 20 FY 2023 Program Changes that include additional positions and subsequent modular costs. The decrease shown in the table is due to breaking out the Equipment cost driver in FY 2023.

---

## Budget Activities

### Primary Mission Support Offices

The Mission Support PPA funds six primary offices, which combined, furnish ICE employees with the supporting infrastructure necessary to perform their duties enforcing the Nation's immigration laws.

#### Office of the Director (OD)

OD provides the executive and accountable leadership to ICE, its operations, and to its professionals. OD directs the planning and execution of objectives outlined in the ICE strategic plan, providing management support to meet day-to-day organizational needs and long-term goals. OD includes the Executive Associate Director (EAD) for M&A and oversees the 12 offices that support ICE's operations. OD's responsibilities include employee training and development, human resources management (including the protection of employee and applicant rights), and compliance with the Privacy Act and related policies. OD is responsible for ICE operational and administrative policy and procedures, building public understanding and support for the Agency's mission, serving the needs of crime victims in cases involving immigration, providing timely and accurate responses to Congressional, stakeholder, and delivering public correspondence, and responding to FOIA requests.

#### Office of Acquisition (OAQ)

OAQ's mission is to manage the Agency's enterprise-wide strategic approach to procurement. OAQ operates as a full business partner with internal and external organizations and serves as a strategic asset dedicated to improving the Agency's overall business performance. OAQ is responsible for the procurement of goods and services required to sustain ICE's mission. This is accomplished through an enterprise-wide approach to procurement while serving as a strategic asset dedicated to improving ICE's business performance. In FY 2021 OAQ processed 6,846 contract actions totaling \$3.5B in obligations.

#### Office of the Chief Financial Officer (OCFO)

OCFO manages ICE's financial and physical assets through the delivery of financial management services, real property and leasehold services while eliminating weaknesses that prevent adverse audit opinions, and directing the development, execution, and monitoring of sound performance-based budgets.

To support ICE, OCFO is modernizing its operations by transitioning from a legacy financial management system to a modern integrated financial system to improve our capabilities as a Shared Service Provider; using a managerial cost accounting model to calculate the cost of moving a noncitizen through the immigration enforcement cycle; implementing a Workload Staffing Model to determine appropriate staffing and funding requirements; managing ICE's vehicle fleet; consolidating and renovating facilities; and conducting multi-sector workforce assessments to determine the appropriate mix of contractor and Federal resources.

ICE's FY 2021 O&S funding lapse was less than one percent of its annual budget, which provides maximum flexibility to all ICE programs to make positive impacts on their respective operations through the entire fiscal year.

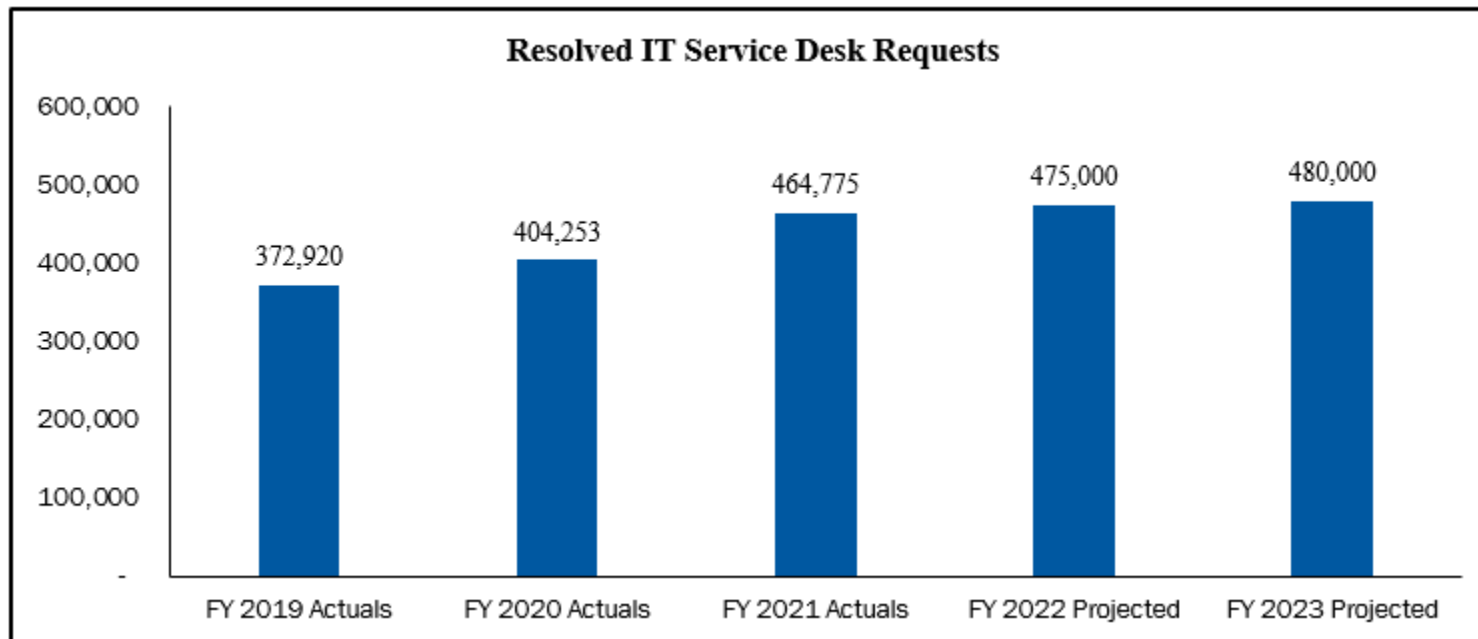
Office of Human Capital (OHC)

OHC is responsible for providing the full suite of HR services, which includes ensuring that ICE has a talented workforce and the workplace practices to sustain it. ICE utilizes an updated hiring process that includes a more strategic location-based announcement process and reducing the time-to-hire metric for mission critical occupations. ICE also employs alternative hiring methods outside of the traditional vacancy announcement process, including leveraging direct hire and veteran hiring authorities, and Schedule A appointments. In FY 2021, OHC processed 185,618 personnel/payroll actions. OHC also scanned and uploaded 16,120 documents into eOPF and continues to maintain the customer help desk system, HC Link, which facilitates the receipt, assignment, and tracking of customer inquiries and requests.

Office of the Chief Information Officer (OCIO)

OCIO is responsible for the management and upkeep of ICE’s core information technology (IT) infrastructure and security, the operations and maintenance of over 90 major IT systems, and the oversight of the ICE Tactical Communication network. ICE’s core IT infrastructure supports over 1,300 active sites and 32,000 users worldwide. Specific enterprise-wide services include onsite support for ICE field offices, 24/7 service desk and Network Operations Center support, maintaining the network connecting all ICE field locations, video teleconferencing and telecommunication support, software license provisioning and management, standardized refresh of workstations, and standardized refresh of tactical radios for all Law Enforcement Officers (LEOs).

The number of resolved service desk requests, as seen in the chart below, is an indicator of OCIO’s workload. OCIO projects a slight increase in FY 2022 and FY 2023 due to a combination of planned new software releases, projected increases in ICE staffing, and special operations like the SWB Initiatives.

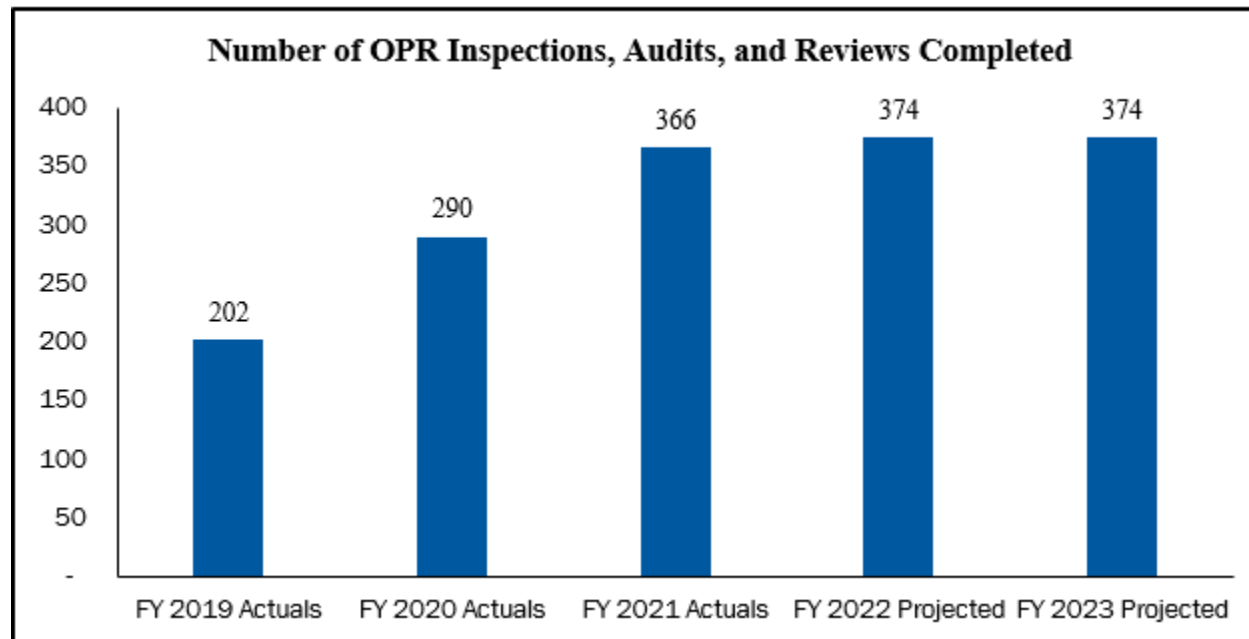




OPR’s mission is carried out through its three operational divisions and mission support staff.

- **Security Division:** SEC is responsible for all internal security operations at ICE which protect our people, information, and facilities. SEC is responsible for managing the personnel security and suitability program at ICE, which includes managing background investigations, reinvestigations, and the continuous evaluation program for ICE employees and contractors. SEC is also responsible for overseeing the agency’s security requirements and protecting ICE facilities, as well as managing security operations necessary to safeguard the ICE workforce and information. This includes detecting, deterring, and mitigating threats against ICE leadership, as well as insider threats.
- **Inspections and Detention Oversight Division:** IDO is primarily responsible for conducting and overseeing internal inspections, audits, and reviews of each ICE component, program, and office, both domestically and internationally. This internal oversight provides ICE executive management with an independent and objective review of the performance of ICE offices and programs by assessing their compliance with Federal law, applicable policies and procedures, and the agency’s own detention standards.
- **Investigations Division:** INV acts as the agency’s internal investigative arm, conducting criminal and administrative investigations of alleged serious employee misconduct and other matters impacting the safety, security, and integrity of ICE. In addition, INV has oversight of key ICE programs—the Giglio/Henthorn program, the Management Inquiry program, and the Critical Incident program—for the agency.

The graph below depicts the number of anticipated audits, inspections, and reviews completed by the OPR Inspections and Detention Oversight Division. In FY 2022, OPR will increase inspections activities resulting from ICE’s enhanced enforcement priorities and the expected onboarding of new positions. In FY 2023, OPR will have reached its inspections goals and will maintain that level going forward.



**Enterprise-Wide Costs (EWC)**

M&A is responsible for the management, formulation, and execution of EWCs which comprise ICE-wide services integral to continuous operations, some of which are governed by statute. EWCs require centralized funding to protect their nature as enterprise expenses and ensure funding availability to meet these “must pay” commitments. The table below presents projected FY 2023 EWC by cost category. Increases in EWCs are associated with a 40 percent increase postage and mail management costs, a 10 percent increase in Overtime Utilities expenses, and increases in other enterprise-wide costs associated with the hiring of new positions in FY 2023. The increase from FY 2022 to FY 2023 primarily reflects additional increases in Non-Rent Enterprise-Wide costs in Worker’s Compensation and Transit Subsidy.

Brief descriptions of the EWC categories are provided below:

- *Accident and Workers’ Compensation:* Reimburses the Department of Labor’s (DOL) Office of Workers’ Compensation Programs for costs incurred under the Federal Employees' Compensation Act (FECA) for injuries, illnesses, and deaths incurred by ICE employees.
- *Unemployment Compensation:* Funds reimbursement for the unemployment compensation costs billed to ICE by DOL.
- *Alien Files:* Funds Noncitizen File management support provided by USCIS.
- *Clinical Health Units:* Provides a systematic assessment of employees exposed or potentially exposed to occupational hazards such as tuberculosis, hepatitis, and HIV. The Clinical Health Unit also provides outreach nurses for flu immunizations, travel immunizations for employee travel abroad, and on-site first aid, immunizations, blood pressure, and glucose monitoring through health awareness programs at select Federal locations.
- *Headquarters Health Unit:* Provides a nurse, medical services, supplies, and select equipment costs for ICE Headquarters employees. Services include immunizations, on-site first aid, health screenings, allergy treatments, blood pressure and glucose monitoring, and health awareness programs.
- *Printing and Graphics:* Provides shared-service Government Publishing Office (GPO) procurements, graphics, media/branding, and printed forms distribution support ICE-wide.
- *Transit Subsidy:* Disbursement of virtual media to ICE employees eligible to receive a non-taxable transit subsidy fringe benefit, consistent with the IRS established monthly maximum.
- *Postage and Mail Management:* Provision of U.S. Postal Service postage fees, leased/rented metering equipment, mail surety support, and express delivery services to over 400 ICE locations.
- *Federal Protective Service (FPS) Security Charges:* Provides funding to the FPS for the protection of all ICE personnel and property.
- *Energy and Environment:* Upholds energy, environment, and sustainability compliance efforts for the entire Agency. Ensures that ICE meets all Federal laws, mandates, and EOs regarding cost savings, compliance issues, technical standards, codes, and regulations at all ICE worksites and locations.
- *Overtime Utilities:* Provides funding for costs associated with use of utilities beyond hours identified in the lease agreement in GSA-leased buildings. Also provides funding for utilities at facilities via negotiated agreement.
- *Rent:* Provides funding for GSA-leased space.
- *Direct Leasing:* Payment of monthly rent obligations resulting from direct leases.
- *Forms and Distribution-Regulation:* Provides a central forms management and collections capability for the Agency to conform to the Paperwork Reduction Act.

*Office of the Principal Legal Advisor – PPA*

**Budget Comparison and Adjustments**

**Comparison of Budget Authority and Request**

*(Dollars in Thousands)*

	FY 2021 Enacted			FY 2022 President's Budget			FY 2023 President's Budget			FY 2022 to FY 2023 Total Changes		
	Pos.	FTE	Amount	Pos.	FTE	Amount	Pos.	FTE	Amount	Pos.	FTE	Amount
Office of the Principal Legal Advisor	1,735	1,697	\$313,664	1,838	1,749	\$341,214	2,179	1,971	\$402,314	341	222	\$61,100
<b>Total</b>	<b>1,735</b>	<b>1,697</b>	<b>\$313,664</b>	<b>1,838</b>	<b>1,749</b>	<b>\$341,214</b>	<b>2,179</b>	<b>1,971</b>	<b>\$402,314</b>	<b>341</b>	<b>222</b>	<b>\$61,100</b>
Subtotal Discretionary - Appropriation	1,735	1,697	\$313,664	1,838	1,749	\$341,214	2,179	1,971	\$402,314	341	222	\$61,100

**PPA Level I Description**

OPLA promotes public safety and homeland security by providing legal counsel and representation, personnel training, and litigation support to ICE and its programs. OPLA is the largest legal entity within DHS, with over 1,300 attorneys assigned to 25 field locations throughout the United States and at ICE Headquarters (HQ). OPLA serves as the exclusive DHS representative in removal proceedings before DOJ EOIR, the agency responsible for conducting administrative immigration proceedings in the United States. These proceedings involve complicated legal issues of citizenship, removability from the United States, eligibility for immigration relief, and prosecutorial discretion. OPLA attorneys provide personnel training and expert legal counsel in the areas of customs, immigration, and criminal law; labor and employment law; commercial and administrative law; and ethics standards. OPLA attorneys also work full-time at U.S. Attorney’s

Offices (USAOs) as Special Assistant U.S. Attorneys (SAUSAs), prosecuting criminal cases generated by DHS Components in Federal district court. OPLA provides its legal expertise through three branches: Field Legal Operations, Enforcement and Litigation, and General and Administrative Law.



**Office of the Principal Legal Advisor – PPA**  
**Budget Authority and Obligations**

*(Dollars in Thousands)*

	<b>FY 2021</b>	<b>FY 2022</b>	<b>FY 2023</b>
<b>Enacted/Request</b>	<b>\$313,664</b>	<b>\$341,214</b>	<b>\$402,314</b>
Carryover - Start of Year	-	-	-
Recoveries	-	-	-
Rescissions to Current Year/Budget Year	-	-	-
Net Sequestered Resources	-	-	-
Reprogramming/Transfers	-	-	-
Supplementals	-	-	-
<b>Total Budget Authority</b>	<b>\$313,664</b>	<b>\$341,214</b>	<b>\$402,314</b>
Collections - Reimbursable Resources	-	-	-
Collections - Other Sources	-	-	-
<b>Total Budget Resources</b>	<b>\$313,664</b>	<b>\$341,214</b>	<b>\$402,314</b>
Obligations (Actual/Estimates/Projections)	\$310,913	\$341,214	\$402,314
<b>Personnel: Positions and FTE</b>			
Enacted/Request Positions	1,735	1,838	2,179
Enacted/Request FTE	1,697	1,749	1,971
<b>Onboard and Actual FTE</b>			
Onboard (Actual/Estimates/Projections)	1,674	1,838	2,179
FTE (Actual/Estimates/Projections)	1,686	1,749	1,971

**Office of the Principal Legal Advisor – PPA**  
**Summary of Budget Changes**  
*(Dollars in Thousands)*

	Positions	FTE	Amount
<b>FY 2021 Enacted</b>	<b>1,735</b>	<b>1,697</b>	<b>\$313,664</b>
<b>FY 2022 President's Budget</b>	<b>1,838</b>	<b>1,749</b>	<b>\$341,214</b>
<b>FY 2023 Base Budget</b>	<b>1,838</b>	<b>1,749</b>	<b>\$341,214</b>
<b>Total Technical Changes</b>	-	-	-
Realignment of FY 2022 Modular Costs from OPLA to Mission Support	-	-	(\$1,215)
<b>Total Transfers</b>	-	-	<b>(\$1,215)</b>
Civilian Pay Raise Total	-	-	\$11,176
Annualization of Prior Year Pay Raise	-	-	\$2,053
Pay Raise Annualization of FY 2022 Program Changes	-	-	\$202
Annualization of Office of Principal Legal Advisor (OPLA) Case Management Support System	-	1	\$170
Annualization of OPLA Litigation Team Augmentation	-	50	\$8,748
Annualization of Victims Assistance Program	-	-	\$86
Termination of Office of Principal Legal Advisor (OPLA) Case Management Support System	-	-	(\$13)
Termination of OPLA Litigation Team Augmentation	-	-	(\$567)
Termination of Victims Assistance Program	-	-	(\$7)
<b>Total Pricing Changes</b>	-	<b>51</b>	<b>\$21,848</b>
<b>Total Adjustments-to-Base</b>	-	<b>51</b>	<b>\$20,633</b>
<b>FY 2023 Current Services</b>	<b>1,838</b>	<b>1,800</b>	<b>\$361,847</b>
OPLA Litigation Team Augmentation	341	171	\$40,467
<b>Total Program Changes</b>	<b>341</b>	<b>171</b>	<b>\$40,467</b>
<b>FY 2023 Request</b>	<b>2,179</b>	<b>1,971</b>	<b>\$402,314</b>
<b>FY 2022 TO FY 2023 Change</b>	<b>341</b>	<b>222</b>	<b>\$61,100</b>

**Office of the Principal Legal Advisor – PPA  
Personnel Compensation and Benefits**

**Pay Summary**  
*(Dollars in Thousands)*

	FY 2021 Enacted				FY 2022 President's Budget				FY 2023 President's Budget				FY 2022 to FY 2023 Total			
	Pos.	FTE	Amount	Rate	Pos.	FTE	Amount	Rate	Pos.	FTE	Amount	Rate	Pos.	FTE	Amount	Rate
Office of the Principal Legal Advisor	1,735	1,697	\$301,602	\$177.73	1,838	1,749	\$321,865	\$184.03	2,179	1,971	\$368,228	\$186.82	341	222	\$46,363	\$2.79
<b>Total</b>	<b>1,735</b>	<b>1,697</b>	<b>\$301,602</b>	<b>\$177.73</b>	<b>1,838</b>	<b>1,749</b>	<b>\$321,865</b>	<b>\$184.03</b>	<b>2,179</b>	<b>1,971</b>	<b>\$368,228</b>	<b>\$186.82</b>	<b>341</b>	<b>222</b>	<b>\$46,363</b>	<b>\$2.79</b>
Subtotal Discretionary - Appropriation	1,735	1,697	\$301,602	\$177.73	1,838	1,749	\$321,865	\$184.03	2,179	1,971	\$368,228	\$186.82	341	222	\$46,363	\$2.79

The FTE Rate calculation does not include Object Class 11.8-Special Personal Services Payments or 13.0-Benefits for Former Personnel

**Pay by Object Class**  
*(Dollars in Thousands)*

	FY 2021 Enacted	FY 2022 President's Budget	FY 2023 President's Budget	FY 2022 to FY 2023 Change
11.1 Full-time Permanent	\$217,567	\$230,857	\$265,108	\$34,251
11.3 Other than Full-time Permanent	\$6,508	\$6,706	\$6,983	\$277
11.5 Other Personnel Compensation	\$12,103	\$12,572	\$13,640	\$1,068
12.1 Civilian Personnel Benefits	\$65,424	\$71,730	\$82,497	\$10,767
<b>Total - Personnel Compensation and Benefits</b>	<b>\$301,602</b>	<b>\$321,865</b>	<b>\$368,228</b>	<b>\$46,363</b>
<b>Positions and FTE</b>				
Positions - Civilian	1,735	1,838	2,179	341
FTE - Civilian	1,697	1,749	1,971	222

**Pay Cost Drivers**

	FY 2021 Enacted			FY 2022 President's Budget			FY 2023 President's Budget			FY 2022 to FY 2023 Total Changes		
	FTE	Amount	Rate	FTE	Amount	Rate	FTE	Amount	Rate	FTE	Amount	Rate
Attorneys	1,384	\$270,789	\$195.66	1,434	\$289,831	\$202.11	1,618	\$331,805	\$205.07	184	\$41,974	\$2.96
Non-Attorneys	313	\$30,813	\$98.44	315	\$32,034	\$101.70	353	\$36,423	\$103.18	38	\$4,389	\$1.49
<b>Total - Pay Cost Drivers</b>	<b>1,697</b>	<b>\$301,602</b>	<b>\$177.73</b>	<b>1,749</b>	<b>\$321,865</b>	<b>\$184.03</b>	<b>1,971</b>	<b>\$368,228</b>	<b>\$186.82</b>	<b>222</b>	<b>\$46,363</b>	<b>\$2.79</b>

**Explanation of Pay Cost Drivers**

**Attorneys:** OPLA attorneys provide legal counsel and representation, personnel training, and litigation support to ICE’s programs. ICE requests 268 (134 FTE) additional attorneys in FY 2023 to support increased workload. The increase from FY 2022 to FY 2023 is attributable to the attorney staffing enhancement request, and for increased personnel-related expenses, such as for benefits, FY 2023 Program Changes, the 2023 Pay Raise, the Annualization of the 2022 Pay Raise, and Annualization of FY 2022 FTE.

**Non-Attorneys:** Non-attorney OPLA staff provide critical legal and administrative assistance to increase the effectiveness of attorneys serving within OPLA. ICE requests an additional 73 (37 FTE) non-attorneys in the FY 2023 budget. The increase from FY 2022 to FY 2023 is due to additional hiring of Non-Attorneys in FY 2023 Program Changes, and FY 2023 Pricing Changes, including the 2023 Pay Raise, the Annualization of the 2022 Pay Raise, and the Annualization of FY 2022 FTE.

**Office of the Principal Legal Advisor PPA  
Non Pay Budget Exhibits**

**Non Pay Summary**  
*(Dollars in Thousands)*

	<b>FY 2021 Enacted</b>	<b>FY 2022 President's Budget</b>	<b>FY 2023 President's Budget</b>	<b>FY 2022 to FY 2023 Change</b>
Office of the Principal Legal Advisor	\$12,062	\$19,349	\$34,086	\$14,737
<b>Total</b>	<b>\$12,062</b>	<b>\$19,349</b>	<b>\$34,086</b>	<b>\$14,737</b>
Subtotal Discretionary - Appropriation	\$12,062	\$19,349	\$34,086	\$14,737

**Non Pay by Object Class**  
*(Dollars in Thousands)*

	<b>FY 2021 Enacted</b>	<b>FY 2022 President's Budget</b>	<b>FY 2023 President's Budget</b>	<b>FY 2022 to FY 2023 Change</b>
21.0 Travel and Transportation of Persons	\$2,267	\$1,442	\$2,978	\$1,536
22.0 Transportation of Things	\$455	\$455	\$455	-
23.1 Rental Payments to GSA	\$7	\$1,583	\$770	(\$813)
23.3 Communications, Utilities, & Miscellaneous	\$1,063	\$724	\$672	(\$52)
25.1 Advisory & Assistance Services	\$319	\$319	\$9,140	\$8,821
25.2 Other Services from Non-Federal Sources	\$565	\$606	\$1,120	\$514
25.3 Other Purchases of goods and services	\$2,961	\$1,845	\$1,845	-
25.4 Operations & Maintenance of Facilities	\$885	\$3,207	\$3,207	-
25.6 Medical Care	-	\$11	\$6	(\$5)
25.7 Operation & Maintenance of Equipment	\$230	\$6,984	\$6,983	(\$1)
26.0 Supplies & Materials	\$1,032	\$630	\$1,239	\$609
31.0 Equipment	\$136	\$533	\$4,661	\$4,128
32.0 Land and Structures	\$1,976	\$844	\$844	-
42.0 Insurance Claims and Indemnities	\$166	\$166	\$166	-
<b>Total - Non Pay Budget Object Class</b>	<b>\$12,062</b>	<b>\$19,349</b>	<b>\$34,086</b>	<b>\$14,737</b>



### Non Pay Cost Drivers

	FY 2021 Enacted	FY 2022 President's Budget	FY 2023 President's Budget	FY 2022 to FY 2023 Total Changes
Document Scanning and Litigation Contract Support	\$4,501	\$5,107	\$15,979	\$10,872
Case Management System	\$6,319	\$13,000	\$13,000	-
Other Costs	\$1,242	\$1,242	\$5,107	\$3,865
<b>Total - Non-Pay Cost Drivers</b>	<b>\$12,062</b>	<b>\$19,349</b>	<b>\$34,086</b>	<b>\$14,737</b>

#### Explanation of Non-Pay Cost Drivers

**Document Scanning and Litigation Contract Support:** Document Scanning and Litigation Support are critical to OPLA operations and ICE's ability to respond to litigation discovery requirements and provide document scanning, indexing, and data entry support services into PLAnet for the more than 1,200 OPLA attorneys in 25 Chief Counsel's Offices nationwide. Documents scanned into PLAnet include charging documents, criminal history reports, court orders, and other legal correspondence. The contract allows OPLA to reduce the administrative burden on attorneys and improves information sharing across OPLA. The increase from FY 2022 to FY 2023 is attributable to increased document scanning and Litigation Contract Support.

**Case Management System:** PLAnet, OPLA's Case Management System, provides a repository for all of ICE's attorneys' casework related to immigration and removal proceedings that ICE's more than 1,200 attorneys adjudicate and tracks hours for the training and ancillary work attorneys complete. Funding was maintained from FY 2022 to FY 2023.

**Other Costs:** Other Costs includes travel, costs associated with, but not part of, the case management system (ICE eDS licenses and data storage), and other contractual requirements (e.g., FOIA express and Office of Personnel Management [OPM] staffing licenses), which fall under advisory services. The increase in Other Costs is attributed to hiring new positions.

## Budget Activities

The OPLA PPA funds three primary divisions:

### **Field Legal Operations (FLO)**

There were slightly over 1.4 million administrative immigration removal cases pending before EOIR at the end of FY 2021, an increase of 29 percent since the beginning of FY 2020 at which time there were just under 1.1 million cases pending. Approximately 1,100 FLO attorneys staffed at 25 field locations represent the U.S. Government in these cases, which include contested removals, custody determinations, and noncitizen-generated applications for relief from removal. At the end of FY 2021, FLO had six full-time SAUSAs assigned to prosecute criminal immigration and law violations in Federal court, and SAUSAs processed over 557 USAO case receipts, securing over 264 criminal convictions in Federal district court.

FLO attorneys provide direct, day-to-day specialized legal support to ICE operational components and prosecute HSI-generated worksite enforcement actions before the Office of the Chief Administrative Hearing Officer (OCAHO), resulting in the recovery of millions of dollars in fines per year. FLO attorneys are also responsible for most detention-related individual habeas proceedings. Additionally, FLO attorneys train ICE operational components on legal topics covering the entirety of ICE's statutory authorities; provide daily immigration advice to USAOs and DHS Components; and complete reviews of DHS-generated Notices to Appear (NTA), ensuring consistent interpretation and application of the Immigration and Nationality Act (INA), nationwide. In FY 2020, FLO reviewed 106,652 NTAs and obtained over 157,000 removal orders. In FY 2021, FLO reviewed 47,338 NTAs and obtained 37,020 removal orders.

### **Enforcement and Litigation (E&L)**

Through close client engagement and specialized legal advice and counsel, E&L advances ICE's homeland security and public safety mission by supporting the enforcement of our Nation's immigration, customs, and criminal laws and policies, defending the operational authorities and decisions of ICE officers and agents in the Federal courts, and guiding and supporting the advocacy of ICE attorneys before the immigration courts and the Board of Immigration Appeals (BIA). E&L places special emphasis on cases involving criminal noncitizens, human rights violators, and noncitizens who threaten our national security. Six divisions comprise E&L:

District Court Litigation Division (DCLD): DCLD assists ICE and DOJ with Federal litigation in areas including strategy, motion practice, discovery, and settlement negotiations, and adjudicates administrative claims under the Federal Tort Claims Act. DCLD works closely with DHS Office of the General Counsel HQ and DOJ to defend lawsuits challenging ICE's law enforcement authorities including the use of detainers, border search, mandatory detention of certain criminal noncitizens, and matters related to family detention. DCLD is also responsible for significant habeas litigation and is currently handling 106 class actions, comprising approximately 25 percent of DCLD's caseload. In FY 2021, DCLD received 325 administrative tort claims and adjudicated 223, and defended against over \$899M in damages sought, adjudicating and paying out \$320,753 of that total in completed cases and claims. In FY 2021, OPLA received 141 new declaratory, injunctive, and *Bivens* lawsuits.

ERO Law Division (EROLD): EROLD provides legal advice and training to ERO HQ divisions (Field Operations, Enforcement, Custody Management, Removal, ICE Health Service Corps, and Law Enforcement Systems & Analysis) on matters including ERO’s general arrest authority, Fourth Amendment searches and seizures, authority under section 287(g) of the INA, the Visa Waiver Program, and matters dealing with Unaccompanied Children. EROLD provides legal advice, guidance, litigation support, and training to 25 OPLA field locations and components within ERO charged with the Agency’s detention and removal missions on issues including conditions of detention, disabilities and civil rights, detainee medical and mental health care, detention authorities, hunger strikes, removal strategies, detainers, criminal history information sharing, operations to locate fugitive noncitizens, alternatives to detention, post-order custody, repatriation, deferred action, mass migration, the impact of sanctuary laws and policies, immigration enforcement involving juveniles and family units, and claims to U.S. citizenship. In FY 2021, EROLD reviewed 465 U.S. citizenship claims. EROLD also provides legal support to the ICE Office of Regulatory Affairs and Policy in the preparation of ICE regulations in accordance with the Administrative Procedure Act and assists with Executive Order implementation.

HSI Law Division (HSILD): HSILD provides customs law, criminal immigration, and general criminal law advice to ICE HSI, the Office of Professional Responsibility, the Office of the Director, and OPLA field locations. HSILD plays an integral role in advising HSI Special Agents, leading to criminal arrests, indictments, and convictions; civil penalties; and the seizure of currency, assets, narcotics, and other contraband. HSILD provides advice for issues pertaining to HSI and border search authority and policy; financial crimes, asset forfeiture, cultural property repatriation, confidential informants and undercover operations, customs fraud, intellectual property rights, cybercrime, child exploitation, export enforcement, identity and benefit fraud, contraband smuggling, gangs, HSI special activities, task force officer issues, international law enforcement cooperation, search and seizure, intelligence, technical operations, intellectual property rights violations, and worksite enforcement matters. HSILD’s vital legal support contributed to the success of HSI, which had 34,974 criminal arrests, 18,309 criminal indictments, and 11,301 criminal convictions in FY 2021. In FY 2020 HSILD had 31,915 criminal arrests, 17,194 criminal indictments, and 11,846 criminal convictions.

Human Rights Violator Law Division (HRVLD): HRVLD works to deny human rights abusers and war criminals haven in the United States. HRVLD reviews and approves recommendations to lodge human rights charges in exclusion, deportation, and removal proceedings. HRVLD attorneys advise on laws implicating human rights issues, criminal prosecutions of human rights violators including human traffickers, and financial and travel sanctions related to serious human rights abuses. HRVLD provides expert advice on matters relating to female genital mutilation, use or recruitment of child soldiers, particularly severe violations of religious freedom, gender-based violence, human smuggling, human trafficking, Federal victim assistance, S-visas, T-visas, U-visas, the Violence Against Women Act (VAWA), ICE’s Witness Security program, HSI’s parole program, and human rights violator-related pre-order custody provisions. HRVLD also serves as OPLA’s representative and the lead legal officer at the Human Rights Violators and War Crimes Center. During FY 2021, HRVLD and ICE partners obtained removal orders and secured the removal and/or departure of 1,268 known or suspected human rights abusers and managed approximately 1,711 active human rights cases.

Immigration Law and Practice Division (ILPD): ILPD provides immigration-related legal advice to 25 OPLA field locations, ICE components, DHS OGC HQ, and other agencies. ILPD oversees advocacy before EOIR and cases on referral to the Attorney General, monitors immigration-related litigation in Federal courts, and works with DOJ to address cases on petitions for review before the U.S. Courts of Appeals or for a writ of certiorari before the U.S. Supreme Court. ILPD is responsible for pre-order custody authority and related custody redetermination issues, including appeals and stays, and advises on criminal grounds of removability, relief from removal, and protection law issues such as asylum and credible and reasonable fear. In FY 2021, ILPD oversaw the filing of 578 DHS appeals; perfected seven stays of custody decisions for noncitizens who posed a danger to the community or were otherwise ineligible for bond; and handled 42 supplemental briefing requests from the BIA.

National Security Law Division (NSLD): NSLD reviews and makes recommendations with respect to lodging national security charges during immigration proceedings, advises on national security-related detention provisions and criminal prosecutions of terrorist noncitizens, and provides guidance to FLO and ICE operational programs regarding national security issues. NSLD supports the Student and Exchange Visitor Program (SEVP) in administrative proceedings for the nearly 7,647 schools certified by SEVP and assisting with cases involving nonimmigrant students who threaten public safety and national security. NSLD coordinates with ILPD on national security-related pre-order custody provisions and with EROLD on continued post-order detention authority due to security or terrorism concerns. In FY 2021, NSLD supported the investigations, removal proceedings, and criminal prosecutions of 3,341 cases with a national security nexus, 484 of which were pending Federal Bureau of Investigation Joint Terrorism Task Force investigation.

### **General and Administrative Law**

General and Administrative Law has four legal divisions and represents the Agency in matters related to contract law, employment law, privacy and information law, and ethics standards, among other areas.

Commercial and Administrative Law Division (CALD): CALD represents and advises ICE in the areas of procurement law, fiscal law, administrative law, emergency management, suspension and debarment, environmental law, and debt collection, including immigration surety bonds, employee debt, and past-due worksite enforcement fines. CALD represents ICE before the Government Accountability Office (GAO) in bid protest litigation, before the Civilian Board of Contract Appeals (CBCA) in contract disputes and Federal Travel Regulation appeals, and before administrative law judges in hearings on employee debt. CALD is counsel to ICE's Head of Contracting Activity, its Chief Financial Officer, and its Suspension and Debarment Official. In FY 2021, CALD reviewed 1,436 procurement actions and recovered \$8.28 million in debts owed to ICE.

Labor and Employment Law Division (LELD): LELD provides advice, guidance, training, and representation in employment and labor-related issues. LELD represents ICE before the Equal Employment Opportunity Commission and the Merit Systems Protection Board and works with DOJ to defend against Title VII, Equal Pay Act, Age Discrimination in Employment Act, Americans with Disabilities Act, and Rehabilitation Act claims. LELD trains ICE program offices to effectively manage personnel matters and liaises with the U.S. Office of Special Counsel. Additionally, LELD manages relations with the American Federation of Government Employees Local 511. In FY 2021, OPLA employment attorneys represented the Agency in 313 EEO complaints before the EEOC and assisted DOJ with two cases before the U.S. Court of Appeals for the Federal Circuit.

Government Information Law Division (GILD): GILD is primarily responsible for advising and supporting ICE program offices in complying with the Freedom of Information Act (FOIA), the Privacy Act of 1974, the E-Government Act of 2002, the Federal Records Act of 1950, and the Paperwork Reduction Act of 1995, while safeguarding privileged and sensitive Agency information maintained to promote homeland security and public safety. GILD also provides legal advice, guidance, and support to ICE program offices and OPLA field locations on issues of information disclosure, the protection of ICE information, and records management. GILD is responsible for handling most of the *Touhy* requests received by ICE Headquarters. GILD serves as OPLA’s main point of contact concerning the disclosure of ICE information relating to the 287(g) Program, 8 U.S.C. § 1357(g), and State sunshine laws, and provides legal advice on all matters related to the sharing of Agency information, including letters of intent, and memoranda of understanding and agreements, both at the national and international levels. Further, with the absence of a legislative counsel division within OPLA, many of the congressional requests received by ICE are now handled by GILD, to include regular communication and coordination with the ICE Office of Congressional Relations, program office guidance, and the review of documents with the application of redactions. GILD delivers its robust training program to ICE program offices, OPLA headquarters, and field locations on topics critical to the Agency’s mission. GILD maintains a substantial litigation and administrative workload. During FY 2021, GILD maintained a litigation portfolio of 170 active lawsuits (including FOIA, Privacy Act, and other litigation), adjudicated 334 appeals, and responded to 2,524 requests for legal advice.

ICE Ethics Office (IEO): IEO trains and provides written advice and guidance on the Standards of Ethical Conduct and criminal statutes for over 20,000 ICE employees stationed in over 400 offices in the United States and around the world. IEO analyzes and certifies more than 3,000 financial disclosure reports annually using web-based integrated systems of review. IEO oversees OPLA’s Attorney Professional Conduct program, coordinates with EOIR, USCIS, and bar associations regarding attorney discipline.

*Homeland Security Investigations – PPA*

**Budget Comparison and Adjustments**

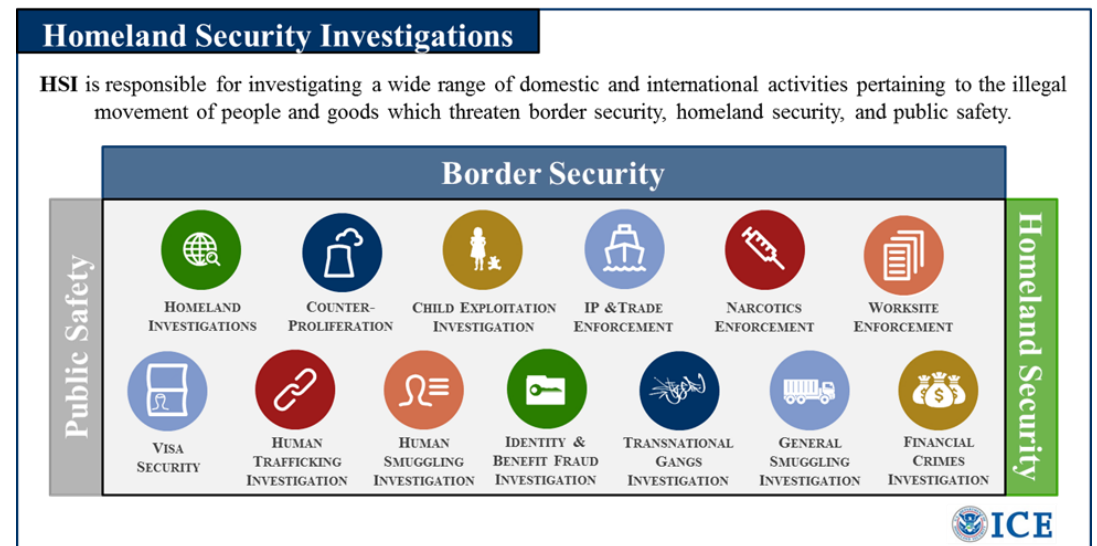
**Comparison of Budget Authority and Request**

*(Dollars in Thousands)*

	FY 2021 Enacted			FY 2022 President's Budget			FY 2023 President's Budget			FY 2022 to FY 2023 Total Changes		
	Pos.	FTE	Amount	Pos.	FTE	Amount	Pos.	FTE	Amount	Pos.	FTE	Amount
Domestic Investigations	8,230	7,905	\$1,853,933	8,259	7,950	\$1,875,754	8,390	8,034	\$2,030,000	131	84	\$154,246
International Operations	278	262	\$186,626	278	263	\$192,384	278	263	\$197,141	-	-	\$4,757
Intelligence	348	384	\$98,171	348	387	\$99,587	348	387	\$103,057	-	-	\$3,470
<b>Total</b>	<b>8,856</b>	<b>8,551</b>	<b>\$2,138,730</b>	<b>8,885</b>	<b>8,600</b>	<b>\$2,167,725</b>	<b>9,016</b>	<b>8,684</b>	<b>\$2,330,198</b>	<b>131</b>	<b>84</b>	<b>\$162,473</b>
Subtotal Discretionary - Appropriation	8,856	8,551	\$2,138,730	8,885	8,600	\$2,167,725	9,016	8,684	\$2,330,198	131	84	\$162,473

**PPA Level I Description**

This PPA funds Homeland Security Investigations (HSI), which is responsible for disrupting and dismantling transnational criminal threats facing the United States. HSI special agents conduct investigations targeting violations of United States customs and immigration laws. As the largest investigative unit within DHS, HSI uses its broad authority to investigate transnational crimes and threats to national security related to people, goods, and money. Having authorities in all three areas is unique in the Federal government and unique to HSI. HSI partners with other Federal agencies, State and local law enforcement, international organizations, and foreign country law enforcement. HSI special agents investigate a wide range of illegal activities with a focus on identifying, mitigating, and eliminating the most significant threats to the safety and security of the American public.



This PPA contains the following Level II PPAs:

**Domestic Investigations:** Domestic Investigations conducts criminal investigations throughout the United States to protect against terrorists, Transnational Criminal Organizations (TCOs), and other malicious actors who attempt to exploit America’s trade, travel, and financial operations and threaten public safety and national security. Domestic operations partners with Federal, State, tribal, local, and foreign law enforcement to combat human trafficking, drug trafficking, gangs, money laundering, and the exploitation of U.S. customs and immigration laws.

**International Operations:** International Operations’ global investigative and law enforcement activities target TCOs engaged in human trafficking, narcotics, money laundering, firearms, the illicit movement of sensitive technologies, as well as investigating the sexual exploitation of children, including child sex tourism. International Operations partners with foreign law enforcement to address crimes where the U.S. does not have jurisdiction and also assists the Department of State (DOS) in identifying individuals of concern who are attempting to obtain a U.S. visa

**Intelligence:** Intelligence collects, analyzes, and shares intelligence to counter threats to public safety and national security in coordination with DHS and other intelligence community partners. Intelligence supports criminal investigations by consistently producing timely, comprehensive, and accurate criminal analysis that enables criminal investigators to identify, prioritize, investigate, disrupt, and dismantle terrorist, transnational, and other criminal organizations that threaten homeland security or seek to exploit the customs and immigration laws of the United States.

## Homeland Security Investigations – PPA Budget Authority and Obligations

*(Dollars in Thousands)*

	FY 2021	FY 2022	FY 2023
<b>Enacted/Request</b>	<b>\$2,138,730</b>	<b>\$2,167,725</b>	<b>\$2,330,198</b>
Carryover - Start of Year	\$5,764	\$38,095	-
Recoveries	\$24,970	\$26,000	\$24,000
Rescissions to Current Year/Budget Year	-	-	-
Net Sequestered Resources	-	-	-
Reprogramming/Transfers	\$1,941	-	-
Supplementals	-	-	-
<b>Total Budget Authority</b>	<b>\$2,171,405</b>	<b>\$2,231,820</b>	<b>\$2,354,198</b>
Collections - Reimbursable Resources	\$127,129	\$140,865	\$153,200
Collections - Other Sources	-	-	-
<b>Total Budget Resources</b>	<b>\$2,298,534</b>	<b>\$2,372,685</b>	<b>\$2,507,398</b>
Obligations (Actual/Estimates/Projections)	\$2,253,750	\$2,372,685	\$2,507,398
<b>Personnel: Positions and FTE</b>			
Enacted/Request Positions	8,856	8,885	9,016
Enacted/Request FTE	8,551	8,600	8,684
<b>Onboard and Actual FTE</b>			
Onboard (Actual/Estimates/Projections)	8,472	8,885	9,016
FTE (Actual/Estimates/Projections)	8,512	8,600	8,684



**Homeland Security Investigations – PPA  
Collections – Reimbursable Resources**  
*(Dollars in Thousands)*

	FY 2021 Enacted			FY 2022 President's Budget			FY 2023 President's Budget		
	Pos.	FTE	Amount	Pos.	FTE	Amount	Pos.	FTE	Amount
Asset Forfeiture Fund and Puerto Rican Trust Fund	98	92	\$42,000	-	145	\$80,000	-	165	\$92,000
Department of Defense	-	-	-	-	-	-	-	-	\$3,000
Department of Defense - Navy, Marine Corps	-	-	-	-	-	-	6,000	-	-
Department of Homeland Security - Federal Emergency Management Agency	-	-	\$1,421	-	-	-	-	-	-
Department of Homeland Security - Federal Protective Service	-	-	-	-	-	-	-	-	\$2,500
Department of Homeland Security - Management Directorate	-	-	\$71,500	-	-	\$51,500	-	-	\$35,500
Department of Homeland Security - U.S. Customs and Border Protection	-	-	\$4,500	-	-	\$4,500	-	-	\$4,500
Department of Homeland Security - United States Secret Service	-	-	\$5,000	-	-	-	-	-	-
Department of Justice	-	-	-	-	10	\$1,050	-	14	\$5,000
Department of State	-	-	\$2,708	-	8	\$3,815	-	14	\$10,700
<b>Total Collections</b>	<b>98</b>	<b>92</b>	<b>\$127,129</b>	<b>-</b>	<b>163</b>	<b>\$140,865</b>	<b>6,000</b>	<b>193</b>	<b>\$153,200</b>

**Homeland Security Investigations – PPA**  
**Summary of Budget Changes**  
*(Dollars in Thousands)*

	Positions	FTE	Amount
<b>FY 2021 Enacted</b>	<b>8,856</b>	<b>8,551</b>	<b>\$2,138,730</b>
<b>FY 2022 President's Budget</b>	<b>8,885</b>	<b>8,600</b>	<b>\$2,167,725</b>
<b>FY 2023 Base Budget</b>	<b>8,885</b>	<b>8,600</b>	<b>\$2,167,725</b>
<b>Total Technical Changes</b>	-	-	-
Transfer of Blue Campaign from OSEM/OS/OCIO to ICE	7	7	\$2,500
<b>Total Transfers</b>	<b>7</b>	<b>7</b>	<b>\$2,500</b>
Civilian Pay Raise Total	-	-	\$63,815
Annualization of Prior Year Pay Raise	-	-	\$11,966
Pay Raise Annualization of FY 2022 Program Changes	-	-	\$49
Annualization of Victims Assistance Program	-	14	\$2,172
International Cooperative Administrative Support Services (ICASS)	-	-	\$1,044
Termination of Victims Assistance Program	-	-	(\$220)
<b>Total Pricing Changes</b>	-	<b>14</b>	<b>\$78,826</b>
<b>Total Adjustments-to-Base</b>	<b>7</b>	<b>21</b>	<b>\$81,326</b>
<b>FY 2023 Current Services</b>	<b>8,892</b>	<b>8,621</b>	<b>\$2,249,051</b>
Center for Countering Human Trafficking	38	19	\$13,835
Common Annotation Standards	-	-	\$100
Cybercrime Technology Enhancement	27	14	\$42,572
Imaged Documents and Exemplar Library System Enhancement	-	-	\$425
Repository for Analytics in a Virtualized Environment Funding Adjustment	-	-	\$15,000
Victim Assistance Program	59	30	\$9,215
<b>Total Program Changes</b>	<b>124</b>	<b>63</b>	<b>\$81,147</b>
<b>FY 2023 Request</b>	<b>9,016</b>	<b>8,684</b>	<b>\$2,330,198</b>
<b>FY 2022 TO FY 2023 Change</b>	<b>131</b>	<b>84</b>	<b>\$162,473</b>

**Homeland Security Investigations – PPA  
Personnel Compensation and Benefits**

**Pay Summary**  
*(Dollars in Thousands)*

	FY 2021 Enacted				FY 2022 President's Budget				FY 2023 President's Budget				FY 2022 to FY 2023 Total			
	Pos.	FTE	Amount	Rate	Pos.	FTE	Amount	Rate	Pos.	FTE	Amount	Rate	Pos.	FTE	Amount	Rate
Domestic Investigations	8,230	7,905	\$1,592,158	\$201.15	8,259	7,950	\$1,663,632	\$209.00	8,390	8,034	\$1,748,179	\$217.32	131	84	\$84,547	\$8.33
International Operations	278	262	\$86,462	\$330.01	278	263	\$89,980	\$342.13	278	263	\$93,693	\$356.25	-	-	\$3,713	\$14.12
Intelligence	348	384	\$80,730	\$210.23	348	387	\$84,099	\$217.31	348	387	\$87,569	\$226.28	-	-	\$3,470	\$8.97
<b>Total</b>	<b>8,856</b>	<b>8,551</b>	<b>\$1,759,350</b>	<b>\$205.51</b>	<b>8,885</b>	<b>8,600</b>	<b>\$1,837,711</b>	<b>\$213.44</b>	<b>9,016</b>	<b>8,684</b>	<b>\$1,929,441</b>	<b>\$221.93</b>	<b>131</b>	<b>84</b>	<b>\$91,730</b>	<b>\$8.49</b>
Subtotal Discretionary - Appropriation	8,856	8,551	\$1,759,350	\$205.51	8,885	8,600	\$1,837,711	\$213.44	9,016	8,684	\$1,929,441	\$221.93	131	84	\$91,730	\$8.49

**Pay by Object Class**  
*(Dollars in Thousands)*

	FY 2021 Enacted	FY 2022 President's Budget	FY 2023 President's Budget	FY 2022 to FY 2023 Change
11.1 Full-time Permanent	\$981,968	\$1,016,378	\$1,069,219	\$52,841
11.3 Other than Full-time Permanent	\$10,817	\$11,146	\$11,607	\$461
11.5 Other Personnel Compensation	\$205,177	\$211,848	\$222,050	\$10,202
11.8 Special Personal Services Payments	\$2,042	\$2,104	\$2,191	\$87
12.1 Civilian Personnel Benefits	\$559,346	\$596,235	\$624,374	\$28,139
<b>Total - Personnel Compensation and Benefits</b>	<b>\$1,759,350</b>	<b>\$1,837,711</b>	<b>\$1,929,441</b>	<b>\$91,730</b>
<b>Positions and FTE</b>				
Positions - Civilian	8,856	8,885	9,016	131
FTE - Civilian	8,551	8,600	8,684	84

**Homeland Security Investigations – PPA**  
**Non Pay Budget Exhibits**

**Non Pay Summary**  
*(Dollars in Thousands)*

	<b>FY 2021 Enacted</b>	<b>FY 2022 President's Budget</b>	<b>FY 2023 President's Budget</b>	<b>FY 2022 to FY 2023 Change</b>
Domestic Investigations	\$261,775	\$212,122	\$281,821	\$69,699
International Operations	\$100,164	\$102,404	\$103,448	\$1,044
Intelligence	\$17,441	\$15,488	\$15,488	-
<b>Total</b>	<b>\$379,380</b>	<b>\$330,014</b>	<b>\$400,757</b>	<b>\$70,743</b>
Subtotal Discretionary - Appropriation	\$379,380	\$330,014	\$400,757	\$70,743

**Non Pay by Object Class***(Dollars in Thousands)*

	<b>FY 2021 Enacted</b>	<b>FY 2022 President's Budget</b>	<b>FY 2023 President's Budget</b>	<b>FY 2022 to FY 2023 Change</b>
21.0 Travel and Transportation of Persons	\$48,157	\$43,521	\$49,472	\$5,951
22.0 Transportation of Things	\$5,768	\$5,687	\$6,987	\$1,300
23.1 Rental Payments to GSA	\$634	\$1	\$1,001	\$1,000
23.2 Rental Payments to Others	\$9,200	\$9,039	\$9,170	\$131
23.3 Communications, Utilities, & Miscellaneous	\$26,602	\$23,129	\$28,751	\$5,622
25.1 Advisory & Assistance Services	\$50,065	\$44,543	\$64,700	\$20,157
25.2 Other Services from Non-Federal Sources	\$107,470	\$102,325	\$108,193	\$5,868
25.3 Other Purchases of goods and services	\$15,968	\$15,415	\$21,264	\$5,849
25.4 Operations & Maintenance of Facilities	\$6,475	\$6,475	\$6,475	-
25.5 Research & Development Contracts	-	-	\$425	\$425
25.6 Medical Care	\$65	\$48	\$48	-
25.7 Operation & Maintenance of Equipment	\$61,604	\$38,400	\$38,439	\$39
25.8 Subsistence and Support of Persons	\$87	\$87	\$87	-
26.0 Supplies & Materials	\$14,014	\$12,390	\$12,863	\$473
31.0 Equipment	\$18,405	\$15,678	\$39,606	\$23,928
32.0 Land and Structures	\$10,873	\$9,283	\$9,283	-
42.0 Insurance Claims and Indemnities	\$1,405	\$1,405	\$1,405	-
91.0 Unvouchered	\$2,588	\$2,588	\$2,588	-
<b>Total - Non Pay Budget Object Class</b>	<b>\$379,380</b>	<b>\$330,014</b>	<b>\$400,757</b>	<b>\$70,743</b>

*Domestic Investigations – PPA Level II***Budget Comparison and Adjustments****Comparison of Budget Authority and Request***(Dollars in Thousands)*

	FY 2021 Enacted			FY 2022 President's Budget			FY 2023 President's Budget			FY 2022 to FY 2023 Total Changes		
	Pos.	FTE	Amount	Pos.	FTE	Amount	Pos.	FTE	Amount	Pos.	FTE	Amount
Domestic Investigations	8,230	7,905	\$1,853,933	8,259	7,950	\$1,875,754	8,390	8,034	\$2,030,000	131	84	\$154,246
<b>Total</b>	<b>8,230</b>	<b>7,905</b>	<b>\$1,853,933</b>	<b>8,259</b>	<b>7,950</b>	<b>\$1,875,754</b>	<b>8,390</b>	<b>8,034</b>	<b>\$2,030,000</b>	<b>131</b>	<b>84</b>	<b>\$154,246</b>
Subtotal Discretionary - Appropriation	8,230	7,905	\$1,853,933	8,259	7,950	\$1,875,754	8,390	8,034	\$2,030,000	131	84	\$154,246

**PPA Level II Description**

Funding for the HSI Domestic Investigations combats TCOs that illegally exploit America’s trade, travel, and financial systems. As the largest and principal criminal investigative component of DHS, HSI Domestic Investigations targets terrorists, TCOs, and other malicious actors who threaten public safety and national security. HSI works closely with international and domestic law enforcement partners to execute its mission in an increasingly complex global environment that poses evolving cyber security challenges. More than 8,900 special agents, investigative support staff, and mission support staff disrupt threats to America’s borders, national security, and public safety. At the Nation’s physical borders, ports of entry (POEs), and in the cyber realm, HSI special agents target illicit cells and expansive networks that pose a threat to U.S. national security. HSI special agents conduct investigations in cities throughout the United States, including in Puerto Rico and the U.S. Virgin Islands, where criminal organizations attempt to profit substantially from their illicit activities.

Mission-critical investigative support positions aid HSI’s law enforcement special agents. Criminal analysts and investigative assistants perform database and telephone record checks, analyze criminal networks, and prepare case documentation that would otherwise consume HSI special agents’ field investigative hours. Highly skilled Cyber Operations Officers (COOs) and Information Technology (IT) cybersecurity specialists assist the HSI investigative team in developing innovative tools and leveraging emerging technical capabilities to combat cyber threats. Forensic accountants analyze financial data and work together with special agents to trace and link funding sources to criminal activity and national security threats. Victim Assistance Specialists (VAS) and Forensic Interview Specialists (FIS) work directly with special agents to provide support and resources to victims of all crimes investigated by HSI. Additionally, special trained investigative support staff assist with a broad range of functions requiring expert knowledge and capabilities that are investigative work force multipliers in mission-critical areas. These areas include fingerprint and polygraph examinations, fraudulent document detection, computer forensics, victim protection, technical enforcement, and labor exploitation.

**Domestic Investigations – PPA Level II**  
**Summary of Budget Changes**  
*(Dollars in Thousands)*

	Positions	FTE	Amount
<b>FY 2021 Enacted</b>	<b>8,230</b>	<b>7,905</b>	<b>\$1,853,933</b>
<b>FY 2022 President's Budget</b>	<b>8,259</b>	<b>7,950</b>	<b>\$1,875,754</b>
<b>FY 2023 Base Budget</b>	<b>8,259</b>	<b>7,950</b>	<b>\$1,875,754</b>
<b>Total Technical Changes</b>	-	-	-
Transfer of Blue Campaign from OSEM/OS/OCIO to ICE	7	7	\$2,500
<b>Total Transfers</b>	<b>7</b>	<b>7</b>	<b>\$2,500</b>
Civilian Pay Raise Total	-	-	\$57,769
Annualization of Prior Year Pay Raise	-	-	\$10,829
Pay Raise Annualization of FY 2022 Program Changes	-	-	\$49
Annualization of Victims Assistance Program	-	14	\$2,172
Termination of Victims Assistance Program	-	-	(\$220)
<b>Total Pricing Changes</b>	-	<b>14</b>	<b>\$70,599</b>
<b>Total Adjustments-to-Base</b>	<b>7</b>	<b>21</b>	<b>\$73,099</b>
<b>FY 2023 Current Services</b>	<b>8,266</b>	<b>7,971</b>	<b>\$1,948,853</b>
Center for Countering Human Trafficking	38	19	\$13,835
Common Annotation Standards	-	-	\$100
Cybercrime Technology Enhancement	27	14	\$42,572
Imaged Documents and Exemplar Library System Enhancement	-	-	\$425
Repository for Analytics in a Virtualized Environment Funding Adjustment	-	-	\$15,000
Victim Assistance Program	59	30	\$9,215
<b>Total Program Changes</b>	<b>124</b>	<b>63</b>	<b>\$81,147</b>
<b>FY 2023 Request</b>	<b>8,390</b>	<b>8,034</b>	<b>\$2,030,000</b>
<b>FY 2022 TO FY 2023 Change</b>	<b>131</b>	<b>84</b>	<b>\$154,246</b>

**Domestic Investigations – PPA Level II  
Personnel Compensation and Benefits**

**Pay Summary**  
*(Dollars in Thousands)*

	FY 2021 Enacted				FY 2022 President's Budget				FY 2023 President's Budget				FY 2022 to FY 2023 Total			
	Pos.	FTE	Amount	Rate	Pos.	FTE	Amount	Rate	Pos.	FTE	Amount	Rate	Pos.	FTE	Amount	Rate
Domestic Investigations	8,230	7,905	\$1,592,158	\$201.15	8,259	7,950	\$1,663,632	\$209.00	8,390	8,034	\$1,748,179	\$217.32	131	84	\$84,547	\$8.33
<b>Total</b>	<b>8,230</b>	<b>7,905</b>	<b>\$1,592,158</b>	<b>\$201.15</b>	<b>8,259</b>	<b>7,950</b>	<b>\$1,663,632</b>	<b>\$209.00</b>	<b>8,390</b>	<b>8,034</b>	<b>\$1,748,179</b>	<b>\$217.32</b>	<b>131</b>	<b>84</b>	<b>\$84,547</b>	<b>\$8.33</b>
Subtotal Discretionary - Appropriation	8,230	7,905	\$1,592,158	\$201.15	8,259	7,950	\$1,663,632	\$209.00	8,390	8,034	\$1,748,179	\$217.32	131	84	\$84,547	\$8.33

The FTE Rate calculation does not include Object Class 11.8-Special Personal Services Payments or 13.0-Benefits for Former Personnel

**Pay by Object Class**  
*(Dollars in Thousands)*

	FY 2021 Enacted	FY 2022 President's Budget	FY 2023 President's Budget	FY 2022 to FY 2023 Change
11.1 Full-time Permanent	\$886,381	\$917,458	\$966,212	\$48,754
11.3 Other than Full-time Permanent	\$2,534	\$2,611	\$2,719	\$108
11.5 Other Personnel Compensation	\$190,528	\$196,679	\$206,254	\$9,575
11.8 Special Personal Services Payments	\$2,042	\$2,104	\$2,191	\$87
12.1 Civilian Personnel Benefits	\$510,673	\$544,780	\$570,803	\$26,023
<b>Total - Personnel Compensation and Benefits</b>	<b>\$1,592,158</b>	<b>\$1,663,632</b>	<b>\$1,748,179</b>	<b>\$84,547</b>
<b>Positions and FTE</b>				
Positions - Civilian	8,230	8,259	8,390	131
FTE - Civilian	7,905	7,950	8,034	84



## Pay Cost Drivers

	FY 2021 Enacted			FY 2022 President's Budget			FY 2023 President's Budget			FY 2022 to FY 2023 Total Changes		
	FTE	Amount	Rate	FTE	Amount	Rate	FTE	Amount	Rate	FTE	Amount	Rate
Criminal Investigators	5,630	\$1,350,805	\$239.93	5,643	\$1,408,983	\$249.69	5,688	\$1,477,370	\$259.73	45	\$68,387	\$10.05
Non-LEOs	2,275	\$239,311	\$105.19	2,307	\$252,545	\$109.47	2,346	\$268,618	\$114.50	39	\$16,073	\$5.03
Other PC&B Costs	-	\$2,042	-	-	\$2,104	-	-	\$2,191	-	-	\$87	-
<b>Total - Pay Cost Drivers</b>	<b>7,905</b>	<b>\$1,592,158</b>	<b>\$201.15</b>	<b>7,950</b>	<b>\$1,663,632</b>	<b>\$209.00</b>	<b>8,034</b>	<b>\$1,748,179</b>	<b>\$217.32</b>	<b>84</b>	<b>\$84,547</b>	<b>\$8.33</b>

Explanation of Pay Cost Drivers

**Criminal Investigators (CIs):** HSI Domestic Investigations CIs support the largest, principal criminal investigative component of DHS in its efforts to investigate and combat TCOs, immigration violators, and other threats to the homeland. The increase from FY 2022 to FY 2023 is due to FY 2023 Program Changes and FY 2023 Pricing Changes including 2023 Pay Raise and the Annualization of 2022 Pay Raise.

**Non-LEOs:** HSI Domestic Investigations Non-LEOs are at the forefront of cyber investigations and provide mission-enhancing support to ongoing casework via administrative and analytical capabilities that boost LEO productivity. The increase from FY 2022 to FY 2023 is due to FY 2023 Program Changes and FY 2023 Pricing Changes, including the 2023 Pay Raise, the Annualization of the 2022 Pay Raise, and the Annualization of FY 2022 FTE.

**Other PC&B Costs:** Personnel, Compensation, and Benefits costs for HSI Criminal Investigators include Special Personal Services Payments.

**Domestic Investigations – PPA Level II  
Non Pay Budget Exhibits**

**Non Pay Summary**

*(Dollars in Thousands)*

	<b>FY 2021 Enacted</b>	<b>FY 2022 President's Budget</b>	<b>FY 2023 President's Budget</b>	<b>FY 2022 to FY 2023 Change</b>
Domestic Investigations	\$261,775	\$212,122	\$281,821	\$69,699
<b>Total</b>	<b>\$261,775</b>	<b>\$212,122</b>	<b>\$281,821</b>	<b>\$69,699</b>
Subtotal Discretionary - Appropriation	\$261,775	\$212,122	\$281,821	\$69,699

**Non Pay by Object Class**

*(Dollars in Thousands)*

	<b>FY 2021 Enacted</b>	<b>FY 2022 President's Budget</b>	<b>FY 2023 President's Budget</b>	<b>FY 2022 to FY 2023 Change</b>
21.0 Travel and Transportation of Persons	\$31,443	\$27,483	\$33,434	\$5,951
22.0 Transportation of Things	\$954	\$954	\$2,254	\$1,300
23.1 Rental Payments to GSA	\$557	-	\$1,000	\$1,000
23.2 Rental Payments to Others	\$754	\$754	\$885	\$131
23.3 Communications, Utilities, & Miscellaneous	\$18,030	\$14,736	\$20,358	\$5,622
25.1 Advisory & Assistance Services	\$38,996	\$34,384	\$54,541	\$20,157
25.2 Other Services from Non-Federal Sources	\$61,843	\$53,140	\$57,964	\$4,824
25.3 Other Purchases of goods and services	\$10,992	\$10,615	\$16,464	\$5,849
25.4 Operations & Maintenance of Facilities	\$6,466	\$6,466	\$6,466	-
25.5 Research & Development Contracts	-	-	\$425	\$425
25.6 Medical Care	\$26	\$10	\$10	-
25.7 Operation & Maintenance of Equipment	\$59,275	\$36,262	\$36,301	\$39
25.8 Subsistence and Support of Persons	\$87	\$87	\$87	-
26.0 Supplies & Materials	\$11,710	\$10,089	\$10,562	\$473
31.0 Equipment	\$6,018	\$4,108	\$28,036	\$23,928
32.0 Land and Structures	\$10,873	\$9,283	\$9,283	-
42.0 Insurance Claims and Indemnities	\$1,405	\$1,405	\$1,405	-
91.0 Unvouchered	\$2,346	\$2,346	\$2,346	-
<b>Total - Non Pay Budget Object Class</b>	<b>\$261,775</b>	<b>\$212,122</b>	<b>\$281,821</b>	<b>\$69,699</b>

### Non Pay Cost Drivers

	FY 2021 Enacted	FY 2022 President's Budget	FY 2023 President's Budget	FY 2022 to FY 2023 Total Changes
Equipment	\$70,148	\$40,370	\$112,504	\$72,134
Fleet / Fuel	\$10,890	\$10,574	\$64,338	\$53,764
Headquarters Contracts	\$61,843	\$87,523	\$61,663	(\$25,860)
Special Agents-in-Charge (SAC) Funding	\$49,473	\$50,090	\$10,562	(\$39,528)
Other Costs	\$69,421	\$23,565	\$32,754	\$9,189
<b>Total - Non-Pay Cost Drivers</b>	<b>\$261,775</b>	<b>\$212,122</b>	<b>\$281,821</b>	<b>\$69,699</b>

#### Explanation of Non Pay Cost Drivers

**Equipment:** Equipment includes vehicles, radios, network related equipment, security equipment, and other equipment required by Criminal Investigators to carry out ICE’s Mission. The \$72.0M increase in FY 2023 is associated with FY 2023 program changes and the corresponding equipment costs.

**Fleet / Fuel:** Fleet/Fuel supports fuel and general maintenance costs for vehicles and the cost of retrofitting vehicles with tactical radios and safety equipment. The increase in FY 2023 is associated with the FY 2023 Program Changes.

**Headquarters Contracts:** Headquarters contracts provide support for investigative activities and include, but are not limited to, Title-III contracts and multiple tracking and data analysis systems. The decrease in FY 2023 is associated with FY 2023 Program Changes and the associated advisory and assistance service costs.

**Special Agents-in-Charge (SAC) Funding:** SAC funding covers purchase card expenditures, post travel, and miscellaneous post obligations. The decrease is associated with FY 2023 Program Changes.

**Other Costs:** Other Costs include one-time charges (e.g., furniture, uniforms, phones) to hire additional LEOs. The increase in FY 2023 is associated with FY 2023 Program Changes.

## Budget Activities

### Goal 1: Preventing Terrorism and Protecting the Homeland

The protection of national security and countering terrorism are among HSI's top priorities. HSI prevents terrorism and combats counterintelligence threats by disrupting the persons or networks seeking to exploit vulnerabilities in U.S. border security, exploit the immigration system, and circumvent customs laws. Primarily, HSI partners with FBI Headquarters' Counterterrorism Division (CTD) and their FBI-led Joint Terrorism Task Force (JTTFs) as well as with FBI Headquarters' Counterintelligence Division and their FBI-led Counterintelligence Task Forces (CITFs) to ensure that HSI authorities and capabilities are leveraged against terrorism subjects and hostile foreign intelligence adversaries.

National Security Division (NSD): HSI is charged with executing top DHS priorities: preventing terrorist attacks against the United States. Within NSD are the following National Security Programs:

- The National Security Unit (NSU): Oversees, manages, and supports counterterrorism (CT) and counterintelligence (CI) investigations within ICE. NSU develops, facilitates, and implements policies in support of the CT and CI missions, and has programmatic oversight of HSI's engagement on the JTTF and CITF. In FY 2021, HSI initiated more than 600 counterterrorism investigations and its personnel assigned to the JTTF obtained 166 criminal indictments, effected 286 criminal arrests and 43 administrative arrests resulting in 62 convictions, executed 109 search warrants, and made 28 seizures related to individuals associated to counterterrorism investigations. While HSI makes up less than 3 percent of the total JTTF workforce, in FY 2021, 86 percent of terrorism-related disruptions were achieved with significant HSI participation. Of those disruptions, 44 percent were led by HSI utilizing our unique and often exclusive authorities, signifying the prominent role that HSI plays in countering terrorism every day. In FY 2021, HSI also took proactive steps to increase its partnership with the FBI on their developing CITFs throughout the U.S. to ensure that HSI's authorities were considered and employed to disrupt foreign intelligence threats. In FY 2021, HSI embedded a Senior National Security liaison within the National Counterintelligence Task Force to strategize with over 47 partner agencies on a multitude of counterintelligence initiatives. Though still in its infancy, in FY 2021, HSI's engagement on the CITFs resulted in the initiation of more than 25 investigations, 16 arrests of subjects of national security concern, the revocation of more than 200 visas for subjects of national security concern, denial of entry into the U.S. of approximately 400 subjects of national security concern, and the seizure of one firearm.
- The Counterterrorism and Criminal Exploitation Unit (CTCEU): Targets non-immigrants who are public safety or national security concerns and who have violated their immigration status. CTCEU keeps these safety and security concerns from exploiting the legal United States immigration system. In FY 2021, CTCEU has sent more than 2,300 leads to the field, resulting in 428 arrests (336 administrative and 92 criminal), 71 indictments, and 27 convictions of individuals who pose a threat to public safety or national security.

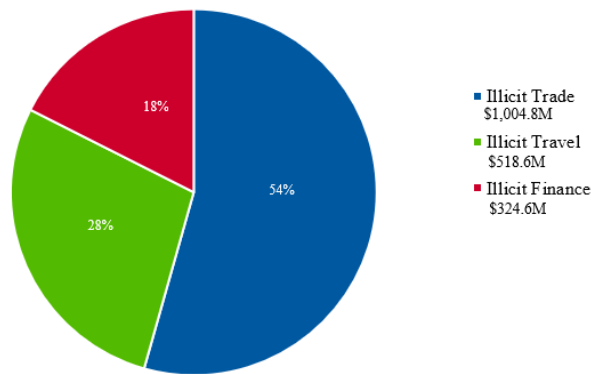
- The Human Rights Violators & War Crimes Unit (HRVWCU): Targets foreign war criminals and human rights abusers who seek shelter from justice in the United States to ensure there is no safe haven for these violators. In FY 2021, HRVWCU’s Human Rights Target Tracking Team (HRT3) lodged approximately 700 lookouts (approximately 78,200 since 2004) on known or suspected human rights violators. In FY 2021, and because of all lookouts placed by the HRT3, HSI successfully prevented the entry of 21 human rights violators and/or war criminals into the United States.

Counterproliferation Investigations: HSI is the only Federal agency with full statutory and regulatory authority to both investigate and enforce all U.S. export laws, including those related to exports of military items, dual-use technology, controlled technical data, and the prevention of exports to sanctioned and embargoed countries, entities, and individuals. HSI agents pursue leads referred by State and local law enforcement, private industry, CBP officers, and other Federal partners. HSI also conducts outreach to industry and higher education. In FY 2021, HSI initiated more than 1,400 investigations related to counterproliferation. HSI continues to implement a state-of-the-art Counterproliferation Investigations Center in Huntsville, AL, referred to as the HSI Exodus Command (EXCOM) – South. This facility will work in unison with Counterproliferation Investigations personnel in Washington, D.C. (EXCOM – North) to serve as a Nation-wide focal point for supporting and enhancing the HSI Counterproliferation Investigations throughout the Agency.

**Goal 2: Protecting the Homeland against Illicit Trade, Travel, and Finance**

To understand how HSI prevents the exploitation of the trade, travel, and financial systems of the United States, HSI's efforts can be grouped into three major investigative areas: Illicit Trade, Illicit Travel, and Illicit Finance. In addition to these major areas, HSI devotes a small portion of its funding to investigative support activities that enable HSI’s special agents to successfully conduct their investigations. The graph below shows the allocation of Domestic Investigations’ total expenditures in the amount of \$1,847.9M by investigative area in FY 2021:

**FY 2021 Domestic Investigations - Expenditures by Investigative Area**



Area #1: Illicit Trade: Illicit trade focuses on the flow of narcotics and other illicit or restricted goods entering and exiting the United States. This includes cyber-enabled crime, child exploitation, commercial trade fraud, drug smuggling, illicit procurement and trans-shipment, technology transfer, and falsely labeled commodities, particularly those that endanger public safety.

- Commercial (Trade) Fraud and Intellectual Property Rights Investigations: HSI is the lead Federal Agency investigating predatory and illegal trade practices. Intellectual property and commercial fraud investigations address the theft of innovations and technology, and other violations of U.S. trade laws, that can threaten U.S. economic stability, homeland security, and public health and safety. The HSI-led National Intellectual Property Rights Coordination Center (IPR Center) brings together 27 partner agencies in a task force setting to effectively leverage the resources, skills, and authorities of the partners and provide a comprehensive response to intellectual property theft. In FY 2021, HSI initiated approximately 1,100 investigations of intellectual property theft or commercial fraud related to approximately \$800M worth of seizures, an increase from approximately 1,000 initiated investigations and \$300M worth of seizures in FY 2020.
- Contraband Smuggling Investigations: HSI investigations focus on the cross-border movement of all illicit merchandise, including narcotics, financial proceeds, and supply chains utilized by TCOs. HSI special agents have extensive knowledge of the border environments (maritime, land, and air) and the techniques smuggling organizations employ to transport contraband into and out of the United States. HSI agents and analysts utilize a myriad of intelligence, interdiction, and investigative resources to identify and interdict illicit contraband entering, exiting, and transiting the United States. HSI is postured to quickly adapt to changing trends within contraband smuggling, evidenced recently by its ability to address the shift in opioid smuggling from the parcel/express consignment realm to the SWB ports of entry, which now account for most of these seizures. Specifically related to fentanyl, there were over 14,500 lbs. seized as of FY 2021, over twice the amount (approximately 6,100 lbs.) seized in FY 2020.
- Interagency Task Forces: HSI leads and participates in a variety of inter-agency task forces, including 115 HSI-led Border Enforcement Security Task Force (BEST) investigative groups at 80 locations throughout the United States, High Intensity Drug Trafficking Areas (HIDTA), Organized Crime Drug Enforcement Task Forces (OCDETF), Special Operations Unit, and Shadow Wolves, HSI-led tactical patrol units operating on tribal lands in Southern Arizona. In FY 2021, HSI had nearly 3,400 Federal, State, tribal, local, and foreign task force officers assigned within HSI-led investigative groups, which resulted in the seizure of nearly 24,000 lbs. of opioids, an increase from nearly 19,000 lbs. seized in FY 2020.

- Child Exploitation Investigations: HSI funds at least \$0.3M for promoting public awareness of the child pornography cyber tip line through a cooperative agreement pursuant to 6 USC § 473. HSI Cyber Crimes Center (C3) Child Exploitation Investigations Unit (CEIU) investigates producers and distributors of child sexual abuse material (CSAM), as well as individuals who travel abroad for the purpose of engaging in the sexual abuse of minors, also known as transnational child sexual offenders (TCSO). C3 employs the latest technology to collect evidence and track the activities of individuals and organized groups who sexually exploit children using the open internet, DarkNet, chat rooms, peer-to-peer trading, and other App based platforms. C3 aids HSI field offices; coordinates major investigations; and conducts operations throughout the world to identify and rescue victims of sexual abuse and exploitation and identify and apprehend the offenders. C3 delivers training to HSI personnel as well as State, local, Federal, and international law enforcement partners. In FY 2021, HSI initiated nearly 5,400 investigations related to child exploitation.
  - Victim Identification Program (VIP): The HSI VIP combines traditional investigative techniques with cutting edge technology to identify and rescue child victims of sexual exploitation, identify, and apprehend the offenders, and identify the location of abuse. In FY 2021, HSI rescued over 1,100 victims of child sexual exploitation.
  - Angel Watch Center (AWC): Initially created in 2007 as “Operation Angel Watch” and formally established in 2016 through International Megan’s Law, the AWC is managed by the HSI as a joint effort with CBP and the U.S. Marshals Service. The AWC plays a crucial role in the global fight against transnational child sexual abuse by targeting individuals who have been previously convicted of sexual crimes against a child and may pose a potential new threat: traveling overseas for the purpose of sexually abusing or exploiting minors. Using flight data, along with the National Sex Offender Registry and publicly available State sex offender websites, HSI and CBP identify and alert foreign law enforcement, through HSI Attaché offices or CBP joint partnerships, of offenders pending arrival to their country. In FY 2021, the AWC provided approximately 2,200 notifications to 155 countries regarding the travel of child sex offenders. These notifications resulted in approximately 600 offenders denied entry and returned to the United States. The AWC also referred the passports of more than 1,100 child sex offenders to the U.S. Department of State for a child sex offender endorsement.
  - Human Exploitation Rescue Operative (HERO) Program: As a result of the Abolish Human Trafficking Act of 2017, passed December 21, 2018, HSI is charged with administering and overseeing the HERO Child Rescue Corp for all of DHS. The HERO program provides U.S. veterans who have been injured, wounded, or are ill, with 52 weeks of paid computer forensic classroom instruction and on-the-job training at an HSI office to support child exploitation investigations. At the end of the internship, successful interns may be hired as computer forensic analysts for HSI. To date, HSI has hired over 129 HERO graduates into full time positions and currently retains over 80 percent of HERO graduates hired.

- Human Trafficking Investigations: HSI's human trafficking investigations mission is to proactively identify, disrupt, and dismantle human trafficking organizations and minimize the risk they pose to national security and public safety. HSI achieves this by employing a victim-centered approach whereby equal value is placed on the identification and assistance of victims, and on the deterrence, investigation, and prosecution of traffickers. HSI provides expertise, leadership, and strategies to successfully combat human trafficking to law enforcement agencies at the local, tribal, State, and Federal levels as well as to foreign law enforcement, non-governmental organizations (NGOs), victim service providers, and private industry to protect victims, prosecute offenders, and prevent trafficking from occurring. In FY 2021, HSI initiated over 1,100 human trafficking investigations resulting in over 2,300 criminal arrests. The DHS CCHT was formally established on October 20, 2020. HSI leads the CCHT which brings together resources and expertise from 16 Components within DHS to combat human trafficking and the importation of goods produced with forced labor.
- Cyber Investigations: Corporations, businesses, and the U.S. Government depend on the internet and IT systems to operate. The interconnectivity of computers and information systems amplifies criminal activity, such as financial fraud, theft of digital intellectual property, child exploitation, digital money laundering, and use of digital communication platforms to thwart law enforcement detection. The HSI C3 Cyber Crimes Unit (CCU) oversees HSI's cyber-related investigations and focuses on TCOs that use cyber capabilities to further their criminal enterprise. C3 provides training, investigative support, guidance in emerging cyber technologies, and subject matter expertise. In FY 2021, HSI initiated nearly 1,000 cyber investigations resulting in nearly 500 criminal arrests, an increase from more than 800 cyber investigations and over 300 criminal arrests in FY 2020. In FY 2021, approximately 38 percent of these investigations were related to cyber intrusions where threat actors sought financial gain through ransomware, compromised point of sale systems, and selling unauthorized network access to U.S. organizations. The remaining 62 percent were related to illicit darknet marketplaces offering the sale of illegal narcotics, illegal arms, and stolen personally identifiable information.
  - Operation Stolen Promise (OSP): In April 2020, HSI initiated Operation Stolen Promise 2.0 (OSP), to protect the Homeland from COVID-19 related fraud and criminal activity attempting to capitalize on public demand. In FY 2021, the C3 conducted analysis of over 85,000 websites, criminally seized 22 websites, and disrupted over 53 websites in partnership with private industry.
- Computer Forensics: The foundation to the successes recorded in cyber investigations, child exploitation investigations, and many other HSI programmatic areas relies heavily on finding the digital evidence that is necessary to successfully prosecute these crimes. This critical role depends on HSI's pool of digital forensic examiners known as Computer Forensics Analysts (CFAs). C3 is primarily responsible for providing training, equipment, and technical support for all CFAs. CFAs process the digital evidence in a forensically sound manner and conduct the necessary analysis required to identify the elements that link the subjects of investigations to the digital footprints of the crime. C3 provides evidence necessary to the success of multiple investigations in all HSI programmatic areas. A number of these cases involve bypassing device encryption, a key problem which C3 is responsible for solving in many of these investigations.
  - Operation Cyber Centurion (OCC): In March 2021, HSI established a proactive cyber disruption initiative called Operation Cyber Centurion and disseminated 242 leads to field offices identifying cybersecurity vulnerabilities for critical infrastructure networks, and coordinated responses to law enforcement agencies, education institutions, medical facilities, and municipalities. These efforts have led to nearly 100 cybercrime disruptions in FY 2021.

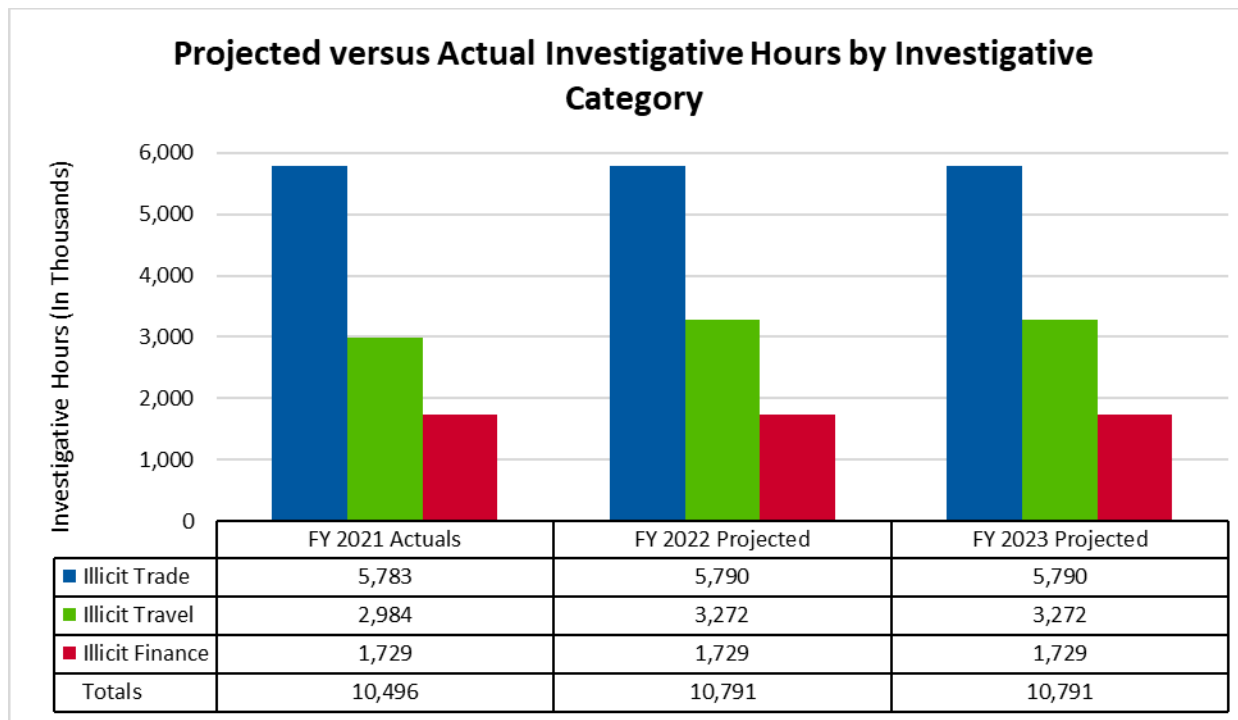


*Area #2: Illicit Travel:* Illicit travel focuses on the flow of individuals who cross the borders of the U.S. intending to exploit America’s immigration system or workforce. Their criminal activities compromise U.S. national and border security.

- **Human Smuggling:** Human smuggling threatens national security by allowing undocumented noncitizens and/or persons seeking to harm the United States or its interests to enter the country in violation of law. The Human Smuggling and Extraterritorial Unit (HSECTU) is responsible for identifying, disrupting, and dismantling TCOs that engage in the illicit travel of undocumented individuals to the United States; including the most prolific criminal travel networks and human smuggling organizations that pose significant threats to national security and public safety. In FY 2021, HSI initiated more than more than 2,200 human smuggling investigations and completed over 4,200 arrests. In FY 2020, HSI initiated more than 2,400 human smuggling investigations and completed over 3,700 arrests. The Extraterritorial Criminal Travel (ECT) Program, managed by the HSECTU, incorporates analytical, targeting, and investigative methodologies to identify criminal travel networks that meet certain criteria; specifically, networks and associated human smugglers, who primarily smuggle noncitizens who pose a threat to the national security and public safety of the United States and its international partners. This methodology was designed to leverage the expertise of investigative, analytical, and dedicated prosecutorial resources to identify the most prolific extraterritorial criminal travel networks and then aggressively pursue those networks using law enforcement techniques, including extraterritorial undercover operations and domestic and foreign prosecutions of the most significant human smugglers. ECT designated cases are provided with a dedicated trial attorney from the Human Rights and Special Prosecution Unit at the Department of Justice, a dedicated Criminal Analyst assigned from the HSI Office of Intelligence, and extensive support from the Intelligence Community. Joint Task Force Alpha (JTFA) is an Attorney General-mandated, joint effort between the DOJ Human Rights and Special Prosecutions Section and HSI’s HSECTU to specifically address transnational crime in and through El Salvador, Honduras, Guatemala, and Mexico. JTFA is aggressively investigating and prosecuting those who are smuggling and trafficking individuals into the United States with a particular focus on individuals and networks who abuse, exploit, or endanger those being smuggled, pose national security threats, or have links to transnational organized crime. The HSECTU participates in DHS Operation Sentinel, an initiative focused on the targeting and disruption of criminal smuggling organizations in Mexico. National Program Managers and Criminal Analysts validate and deconflict leads to generate new or augment existing HSI investigations. The HSU supports multiple INTERPOL international counter-smuggling operations annually. During FY 2021, the HSECTU supported Operation Turquesa II and Operation Liberterra, both specifically focusing on Transnational Criminal Organizations engaged in smuggling human beings on a global scale. The HSECTU, in support of Operation Red Umbrella, is working to identify, disrupt, and dismantle human smuggling organization engaged in the smuggling of Chinese nationals to the U.S.

*Area #3: Illicit Finance:* Organized criminals transfer billions of dollars of illicit funds annually through the U.S. financial system to the detriment of the United States and global economies. As the only investigative agency with both border search authority and access to trade data, HSI is uniquely positioned to investigate financial crimes. Every criminal case that HSI investigates has a financial nexus and HSI financial crimes investigations focus on the criminal proceeds that fund TCOs: bulk cash smuggling; illegal money services; trade-based money laundering; and other illicit financial exploitation.

- Financial Investigations:** HSI works to disrupt and dismantle illicit financial activity, including money laundering and bulk cash smuggling. TCOs manipulate legitimate banking, financial, and commercial trade systems to sustain and expand their operations. HSI recognizes that one of the most effective ways to eliminate transnational crime is to cut off their sources of funding. HSI disrupts the financial activities of TCOs by collaborating with the private sector, regulatory agencies, international organizations, and law enforcement partners to build their capacity to identify and investigate complex financial crimes and money laundering. HSI leads the Cornerstone Outreach Program, which promotes partnerships with private industry partners to detect and close weaknesses that criminal networks exploit within the U.S. financial, trade, and transportation sectors. Since 2004, HSI has led the charge in combatting trade-based money laundering through global partnerships, formalized within a coalition of 18 countries under the Trade Transparency Unit. In 2020, HSI began actively identifying and targeting fraud schemes involving financial relief related to the Small Business Administration’s (SBA) Paycheck Protection Program (PPP) and Economic Injury Disaster Loan (EIDL) loan programs, State unemployment insurance benefits programs, and distribution of consumer stimulus checks. HSI also heads the Bulk Cash Smuggling Center (BCSC), an operational and investigative facility that provides real-time operational support to Federal, State, tribal, and local officers involved in the enforcement and interdiction of bulk cash smuggling or transfer of illicit proceeds. In FY 2021, HSI seized nearly \$279M in bulk cash, an increase from the more than \$177.8M in bulk cash seized in FY 2020. The following graph shows the actual number of hours for each area in FY 2021, as well as the projected number of investigative hours HSI projects for each area in FY 2022 through FY 2023:



**Goal 3: Preventing the Unlawful Exploitation of the Nation’s People by Violators of Immigration Laws**

HSI, in coordination with CBP, enforces the borders and Ports of Entry (POEs) by apprehending noncitizens entering the country illegally. Within the United States, HSI protects the integrity of the immigration system by targeting fraud and abuse that undermine the U.S. immigration laws. HSI prioritizes the investigations of convicted criminal noncitizens and gang members.

- **Enforcing Labor Exploitation Compliance:** The employment of noncitizens violates both the Immigration and Nationality Act (INA) and criminal law and facilitates a host of other crimes including human smuggling, document fraud, identity theft, money laundering, and labor violations. The Document, Benefit, and Labor Exploitation Unit (DBLEU) oversees strategies to prevent the exploitation of undocumented individuals through unauthorized employment. HSI works to protect the public from crimes of victimization and exploitation, strategically targeting and investigating individuals, businesses, and networks that engage in labor exploitation, including human trafficking and forced labor. Prioritization is placed on the identification and prosecution of employers who earn their profits on the backs of individuals they believe have no voice and no opportunity to secure lawful employment. This unit creates a culture of business compliance through criminal arrests of employers, the administrative arrest of employees, suspension and debarment of companies exploiting employees, where applicable, compliance of the I-9 Employment Eligibility Verification Form, and the ICE Mutual Agreement between Government and Employers (IMAGE) program. Cases involving national security or public safety concerns and allegations of egregious worker exploitation receive high priority. By focusing on these priorities, DBLEU targets suspect employers and provides field units with the necessary investigative tools to combat these types of crimes.
- **Protecting the Public from Transnational Gang Members:** The National Gangs and Violent Crime Unit (NGVCU) develops and implements anti-gang initiatives focused on violent criminal activities and crimes with a nexus to the border. HSI conducts organizational investigations under the Racketeer Influenced and Corrupt Organizations Act and the Violent Crimes in Aid of Racketeering statute. In FY 2021, there were more than 800 gang cases initiated and nearly 3,600 arrests. In FY 2020, there were more than 700 gang cases initiated and nearly 3,700 arrests. In FY 2021, NGVCU initiated Operation CENTAM/Northern Triangle Initiative by deploying HSI special agents to El Salvador, Guatemala, and Honduras. The mission of this initiative is to assist with targeting MS-13 gang members, as well as other Northern Triangle-based TCOS operating in the U.S. and assist with the development and furthering OCDETF investigations across CONUS and in the respective Northern Triangle countries.
- **Preventing Document and Benefit Fraud:** Identity and benefit fraud threatens homeland security and public safety by creating a vulnerability that may enable terrorists, criminals, and noncitizens to circumvent border controls, gain entry, and remain in the United States. HSI leads Document and Benefit Fraud Task Forces (DBFTFs) across the country that collaboratively deter, disrupt, and dismantle TCOs involved in identity and benefit fraud. The DBFTFs are currently investigating new fraud schemes which combine aspects of traditional immigration related fraud with the COVID-19 Relief Program fraud component. Field offices have seen a rise in document fraud and believe certain relief programs such as Unemployment Insurance (UI) are potential reasons for the increase. The HSI Forensic Laboratory is a unique resource supporting efforts to combat document fraud in all programmatic areas. Through the National Lead Development Center (NLDC) as well as the numerous existing DBFTFs, HSI collaborates with USCIS to investigate leads arising from fraudulent immigration benefits applications. In FY 2021, HSI made nearly 900 arrests for identity and benefit fraud. In FY 2020, HSI made more than 1,300 arrests for identity and benefit fraud.

**Key Issues**

The Key Issues section highlights priority issues facing HSI and outlines how HSI plans to combat these issues in FY 2023.

**Key FY 2023 Issue #1: Cyber Technology**

In FY 2021, HSI initiated nearly 1,000 cyber investigations, more than 300 network intrusion cases, and nearly 5,400 child exploitation investigations. HSI made more than 3,700 arrests for crimes involving the sexual exploitation of children and identified and/or rescued more than 1,100 minor victims. The FY 2021 numbers are an increase in overall operations from the FY 2020 numbers. In FY 2020, HSI initiated over 800 cyber investigations, more than 200 network intrusion cases, and over 5,300 child exploitation investigations. HSI made more than 3,000 arrests for crimes involving the sexual exploitation of children and identified and/or rescued more than 1,000 minor victims.

As the lead Agency to combat financial and trans-border cybercrimes, HSI has seen a significant increase in the number of criminal investigations conducted through its efforts to combat cybercrime. In fact, from FY 2017 – FY 2021, HSI reported that the number of cyber investigations increased from approximately 500 to nearly 1,000, a 98 percent increase.

Currently, HSI uses covert computer networks, applications, and tools to assist in the detection, disruption, investigation, and prosecution of individuals and TCOs that exploit the Internet for criminal activities. HSI plans to expand its' HSI Network Intrusion Program by focusing on capabilities to detect, prevent, disrupt, and investigate malicious cyber activity perpetrated by criminal actors, including state and non-state actors using network infrastructure in the United States and abroad. HSI plans to acquire new and emerging technologies to gather and analyze digital evidence; utilize cutting edge technology to identify and rescue victims of child exploitation and identify offenders; expand the HSI Dark Web Investigations Platform; and support HSI cybercrimes investigations through the hiring of additional Cyber Operations Officers (COOs). HSI plans to expand the size of its digital forensic examiners, increase the breadth of training provided IT Cybersecurity Specialists, and enhance the scope of the equipment provided to ensure the agency is uniquely positioned to face future challenges.

In FY 2022, HSI seeks to maximize investigative resources to effectively secure the Nation from sophisticated malicious actors; provide increased training and capacity building; enhance international collaboration with key law enforcement partners; increase the availability of software, hardware, and other technology-based tools; and develop cutting-edge capabilities

**Key FY 2023 Issue #2: Innovation and Optimizing Operational Support**

HSI's continued success in disrupting and dismantling transnational criminal organizations is due in part to the investigative support systems that enable agents and analysts to further analyze and enrich the investigative information developed within their individual investigations with the vast amount of investigative data contained within HSI's investigative holdings.

The Repository for Analytics in Virtualized Environment (RAVEN) is a Big Data analytics platform designed and purpose built by the HSI Innovation Lab, which will serve as the central investigative platform and analytics engine for all HSI investigations. RAVEN utilizes best in class open-source technology, leverages the latest in data management technologies, and applies a flexible development philosophy that can quickly adapt to the ever-changing landscape encountered when combating complex criminal organizations. Utilizing a graph-centric approach, RAVEN is designed specifically to help agents and analysts make valuable insights, observations, and connections within their criminal investigations which may otherwise remain obscured.

RAVEN tools are developed with a modular approach so they can be rapidly deployed to solve specific time-sensitive and field-driven problems, while at the same time being able to integrate into the RAVEN technology stack for future deployment to all HSI. The HSI Innovation Lab tackles these problems by using a small team concept whereby the teams are comprised of highly skilled contract developers and computer scientists lead by seasoned HSI agents and analysts. These teams are tasked with tackling problems faced by the field that have a significant or widespread impact on real-world law enforcement operations. The HSI Innovation Lab's ultimate objective is to decrease time to action and increase effectiveness while reducing overall cost and avoiding duplication of efforts. The HSI Innovation Lab successfully piloted a machine translation capability with five HSI field offices that demonstrated a cost avoidance of \$10M to \$37M depending on the original language, when compared to traditional translation services.

### **Key FY 2023 Issue #3: The Opioid Crisis**

In FY 2021, HSI seized over 23,600 lbs. of opioids, which includes over 14,500 lbs. of fentanyl. The opioids seized in FY 2021 surpassed the FY 2020 total of nearly 18,800 lbs. The fentanyl seized in FY 2021 more than doubled the 6,100 lbs. seized in FY 2020. HSI has established a three-pronged approach to combating opioids: international partnerships, law enforcement collaboration, and undercover online operations. HSI is at the forefront of cyber investigations combating online marketplaces and performs an essential role in detecting, investigating, and preventing the sale and distribution of opioids through the internet. With increased capabilities, cyber analytics, trained cyber investigators and analysts, HSI conducts online undercover investigations targeting market operators, vendors and prolific buyers of fentanyl and other illicit opioids within their primary marketplace, the dark web. HSI's C3 provides increased capabilities, cyber analytics, and advanced training to law enforcement partners conducting cyber investigations that target darknet illicit marketplaces where fentanyl and chemical precursors are often sold. Since October 2017, HSI has delivered this training course in over 70 locations worldwide to more than 16,000 State, local, Federal, and international law enforcement personnel.

In addition to HSI C3, HSI BESTs are the primary platform for investigating opioid smuggling as BESTs eliminate barriers between Federal and local investigators by providing access to both Federal and State prosecutors, closing the gap with international partners in multinational criminal investigations, and creating an environment that minimizes the vulnerabilities that TCOs have traditionally exploited at our Nation's land and sea borders. In FY 2021, HSI operated BESTs in 80 locations throughout the United States. BESTs target opioid smuggling by leveraging the participation of more than 3,400 Federal, Tribal, State, local, and foreign law enforcement agents (LEAs) and officers representing over 200 LEAs. Along the SWB, HSI expends a significant percentage of non-discretionary criminal investigative work hours and generates thousands of investigations in support of CBP enforcement efforts. SWB drug-related cases from CBP represent 86 percent of HSI's total SWB non-discretionary.

In FY 2021, HSI performed approximately 458,500 hours of case work based on non-discretionary CBP inspection and port operations-sourced cases on the SWB.

HSI's intellectual property unit leverages its relationship with the pharmaceutical industry to obtain actionable intelligence used to target the trafficking of counterfeit pharmaceuticals. The intellectual property unit concentrates on the investigations of copyright and trademark violations, but it is reasonable to believe that counterfeit pharmaceuticals may at times contain opioids. Agents assigned to the National Cyber-Forensics and Training Alliance work with brand protection representatives to further develop investigative leads for HSI field offices.

The Bulk Cash Smuggling Center (BCSC) has developed a Cryptocurrency Intelligence Program (CIP) which identifies unlicensed money services businesses in the form of independent cryptocurrency brokers' use of peer-to-peer (P2P) sites, online forums, and classified advertisements, and darknet markets (DNM) to engage in unlicensed money services businesses (MSB) activity. A large portion of these unlicensed MSBs is engaged in laundering narcotics proceeds, including opioid trafficking.

#### **Key FY 2023 Issue #4: Financial Crimes**

HSI is uniquely positioned to investigate financial crimes as it is the only investigative agency that has border search authority and exclusive access to trade data. In FY 2021, HSI initiated approximately 4,900 financial cases and seized over \$459M of illicit funds from criminal organizations. Additionally, in FY 2021, there were nearly 2,200 criminal arrests, more than 1,400 indictments, more than 700 convictions related to financial investigations, and seizures of \$76M in virtual currency.

As such, HSI established the HSI Financial Crimes Unit (FCU). Charged with the oversight of all HSI financial investigations worldwide, the FCU is HSI's second largest program area. HSI special agents spend over a million investigative case hours a year on illicit financial investigations, many of which focus exclusively on cross border financial crimes. The FCU provides field offices with investigative support, funding support, and programmatic oversight focused on identifying the means and methods used by TCOs to move, launder, and conceal illicit proceeds. FCU works with domestic and foreign law enforcement, regulatory agencies, and non-governmental organizations to enhance cooperation and improve efforts to target illicit financial activity throughout the world.

Through the FCU, HSI partners with the U.S. Department of the Treasury, Financial Action Task Force (FATF), U.S. Department of Justice (DOJ) Money Laundering and Asset Recovery Section, DOJ Consumer Protection Branch (CPB), Bank Secrecy Act Advisory Group, and Five Eyes Law Enforcement Group (FELEG) to provide Anti-Money Laundering (AML) assessments, training, best practices, and lessons learned in the fight against global money laundering. The FCU also supports HSI-wide financial crime investigations through such programs as the Third-Party Money Laundering (3PML) Program, the Cornerstone Program, Cyber Financial, International Corruption, Organized Retail Crime (ORC), and Elder and COVID-19 Fraud Investigations. These programs create a collaborative approach to the disruption and dismantling of terrorism and criminal organizations through partnerships with business and financial entities to prevent and identify financial exploitations; identifying areas of virtual currency exploitations; and targeting professional money launderers. Through the Cyber Financial Section, FCU assists domestic and international offices with investigations and training into the exploitation of virtual currency and digital payment platforms that have a nexus to all of HSI's priorities. Currently, FCU manages the 3PML program which currently supports 162 HSI investigations. Establishing dedicated support of non-3PML cases, through the Financial Intake Team (FIT) and financial analytical software BankScan and ScanWriter, will increase and lead to more arrests, seizures, convictions, and overall support to the field.

*International Operations – PPA Level II***Budget Comparison and Adjustments****Comparison of Budget Authority and Request***(Dollars in Thousands)*

	FY 2021 Enacted			FY 2022 President's Budget			FY 2023 President's Budget			FY 2022 to FY 2023 Total Changes		
	Pos.	FTE	Amount	Pos.	FTE	Amount	Pos.	FTE	Amount	Pos.	FTE	Amount
International Operations	278	262	\$186,626	278	263	\$192,384	278	263	\$197,141	-	-	\$4,757
<b>Total</b>	<b>278</b>	<b>262</b>	<b>\$186,626</b>	<b>278</b>	<b>263</b>	<b>\$192,384</b>	<b>278</b>	<b>263</b>	<b>\$197,141</b>	-	-	<b>\$4,757</b>
Subtotal Discretionary - Appropriation	278	262	\$186,626	278	263	\$192,384	278	263	\$197,141	-	-	\$4,757

**PPA Level II Description**

The International Operations (IO) PPA Level II supports global investigative and law enforcement activities that target transnational criminal organizations (TCOs) which engage in human trafficking, narcotics, money laundering, firearms, and sensitive technologies, and the sexual exploitation of children, including child sex tourism. It also supports the Department of State (DOS) in identifying individuals of concern who are attempting to obtain a U.S. visa and partners with foreign law enforcement to address crimes where the U.S. does not have jurisdiction. It does this through two major programs: International Investigations and the Visa Security Program (VSP). Funding for IO enables International Operations fields personnel in 81 locations, including nine Department of Defense (DOD) Liaison Offices, in 53 countries, as well as within the United States, to conduct law enforcement activities and provide investigative support to domestic offices combating transnational crime. IO also conducts international law enforcement operations and removals from the United States with foreign and domestic partners to promote good working relationships and greater national and international security. Through the VSP, IO assigns Homeland Security Investigations (HSI) special agents to diplomatic posts worldwide to conduct visa security activities and train Department of State (DOS) officers regarding threats and trends affecting visa adjudication.



**International Operations – PPA Level II**  
**Summary of Budget Changes**  
*(Dollars in Thousands)*

	Positions	FTE	Amount
<b>FY 2021 Enacted</b>	278	262	\$186,626
<b>FY 2022 President's Budget</b>	278	263	\$192,384
<b>FY 2023 Base Budget</b>	278	263	\$192,384
<b>Total Technical Changes</b>	-	-	-
<b>Total Transfers</b>	-	-	-
Civilian Pay Raise Total	-	-	\$3,125
Annualization of Prior Year Pay Raise	-	-	\$588
International Cooperative Administrative Support Services (ICASS)	-	-	\$1,044
<b>Total Pricing Changes</b>	-	-	\$4,757
<b>Total Adjustments-to-Base</b>	-	-	\$4,757
<b>FY 2023 Current Services</b>	278	263	\$197,141
<b>Total Program Changes</b>	-	-	-
<b>FY 2023 Request</b>	278	263	\$197,141
<b>FY 2022 TO FY 2023 Change</b>	-	-	\$4,757

**International Operations – PPA Level II  
Personnel Compensation and Benefits**

**Pay Summary**  
*(Dollars in Thousands)*

	FY 2021 Enacted				FY 2022 President's Budget				FY 2023 President's Budget				FY 2022 to FY 2023 Total			
	Pos.	FTE	Amount	Rate	Pos.	FTE	Amount	Rate	Pos.	FTE	Amount	Rate	Pos.	FTE	Amount	Rate
International Operations	278	262	\$86,462	\$330.01	278	263	\$89,980	\$342.13	278	263	\$93,693	\$356.25	-	-	\$3,713	\$14.12
<b>Total</b>	<b>278</b>	<b>262</b>	<b>\$86,462</b>	<b>\$330.01</b>	<b>278</b>	<b>263</b>	<b>\$89,980</b>	<b>\$342.13</b>	<b>278</b>	<b>263</b>	<b>\$93,693</b>	<b>\$356.25</b>	<b>-</b>	<b>-</b>	<b>\$3,713</b>	<b>\$14.12</b>
Subtotal Discretionary - Appropriation	278	262	\$86,462	\$330.01	278	263	\$89,980	\$342.13	278	263	\$93,693	\$356.25	-	-	\$3,713	\$14.12

The FTE Rate calculation does not include Object Class 11.8-Special Personal Services Payments or 13.0-Benefits for Former Personnel

**Pay by Object Class**  
*(Dollars in Thousands)*

	FY 2021 Enacted	FY 2022 President's Budget	FY 2023 President's Budget	FY 2022 to FY 2023 Change
11.1 Full-time Permanent	\$39,096	\$40,480	\$42,153	\$1,673
11.3 Other than Full-time Permanent	\$8,264	\$8,516	\$8,868	\$352
11.5 Other Personnel Compensation	\$10,405	\$10,775	\$11,220	\$445
12.1 Civilian Personnel Benefits	\$28,697	\$30,209	\$31,452	\$1,243
<b>Total - Personnel Compensation and Benefits</b>	<b>\$86,462</b>	<b>\$89,980</b>	<b>\$93,693</b>	<b>\$3,713</b>
<b>Positions and FTE</b>				
Positions - Civilian	278	278	278	-
FTE - Civilian	262	263	263	-

## Pay Cost Drivers

	FY 2021 Enacted			FY 2022 President's Budget			FY 2023 President's Budget			FY 2022 to FY 2023 Total Changes		
	FTE	Amount	Rate	FTE	Amount	Rate	FTE	Amount	Rate	FTE	Amount	Rate
Criminal Investigators	216	\$71,763	\$332.24	217	\$74,859	\$344.97	217	\$77,948	\$359.21	-	\$3,089	\$14.24
Non-LEOs	46	\$14,699	\$319.54	46	\$15,121	\$328.72	46	\$15,745	\$342.28	-	\$624	\$13.57
<b>Total - Pay Cost Drivers</b>	<b>262</b>	<b>\$86,462</b>	<b>\$330.01</b>	<b>263</b>	<b>\$89,980</b>	<b>\$342.13</b>	<b>263</b>	<b>\$93,693</b>	<b>\$356.25</b>	<b>-</b>	<b>\$3,713</b>	<b>\$14.12</b>

### Explanation of Pay Cost Drivers

**Criminal Investigators (CIs):** HSI IO CIs conduct international law enforcement operations and removals from the United States with foreign and domestic partners. ICE is not requesting additional CIs in FY 2023. The increase from FY 2022 to FY 2023 is due to the 2023 Pay Raise, the Annualization of the 2022 Pay Raise, and the Annualization of FY 2022 FTE. The increase in FTE rate is due to greater cost of international operations relative to domestic operations.

**Non-LEOs:** Non-LEOs provide logistical support to special agents and their families in about 50 countries worldwide. ICE is not requesting additional Non-LEOs in FY 2023. The increase from FY 2022 to FY 2023 is due to the 2023 Pay Raise, the Annualization of the 2022 Pay Raise, and the Annualization of FY 2022 FTE. The increase in FTE rate is due to the greater cost of international operations relative to domestic operations.

**International Operations – PPA Level II  
Non Pay Budget Exhibits**

**Non Pay Summary**  
*(Dollars in Thousands)*

	<b>FY 2021 Enacted</b>	<b>FY 2022 President's Budget</b>	<b>FY 2023 President's Budget</b>	<b>FY 2022 to FY 2023 Change</b>
International Operations	\$100,164	\$102,404	\$103,448	\$1,044
<b>Total</b>	<b>\$100,164</b>	<b>\$102,404</b>	<b>\$103,448</b>	<b>\$1,044</b>
Subtotal Discretionary - Appropriation	\$100,164	\$102,404	\$103,448	\$1,044

**Non Pay by Object Class**  
*(Dollars in Thousands)*

	<b>FY 2021 Enacted</b>	<b>FY 2022 President's Budget</b>	<b>FY 2023 President's Budget</b>	<b>FY 2022 to FY 2023 Change</b>
21.0 Travel and Transportation of Persons	\$12,832	\$12,601	\$12,601	-
22.0 Transportation of Things	\$4,691	\$4,610	\$4,610	-
23.1 Rental Payments to GSA	\$30	\$1	\$1	-
23.2 Rental Payments to Others	\$8,446	\$8,285	\$8,285	-
23.3 Communications, Utilities, & Miscellaneous	\$8,480	\$8,312	\$8,312	-
25.1 Advisory & Assistance Services	\$2,555	\$2,555	\$2,555	-
25.2 Other Services from Non-Federal Sources	\$45,324	\$48,920	\$49,964	\$1,044
25.3 Other Purchases of goods and services	\$3,187	\$3,193	\$3,193	-
25.4 Operations & Maintenance of Facilities	\$9	\$9	\$9	-
25.6 Medical Care	\$39	\$38	\$38	-
25.7 Operation & Maintenance of Equipment	\$600	\$597	\$597	-
26.0 Supplies & Materials	\$1,843	\$1,835	\$1,835	-
31.0 Equipment	\$11,886	\$11,206	\$11,206	-
91.0 Unvouchered	\$242	\$242	\$242	-
<b>Total - Non Pay Budget Object Class</b>	<b>\$100,164</b>	<b>\$102,404</b>	<b>\$103,448</b>	<b>\$1,044</b>

### Non Pay Cost Drivers

	FY 2021 Enacted	FY 2022 President's Budget	FY 2023 President's Budget	FY 2022 to FY 2023 Total Changes
Department of State Charges	\$45,324	\$49,706	\$50,751	\$1,045
Housing Rent	\$17,437	\$19,153	\$19,152	(\$1)
Permanent Change of Station	\$17,523	\$17,211	\$17,211	-
Other Costs	\$19,880	\$16,334	\$16,334	-
<b>Total - Non-Pay Cost Drivers</b>	<b>\$100,164</b>	<b>\$102,404</b>	<b>\$103,448</b>	<b>\$1,044</b>

#### Explanation of Non Pay Cost Drivers

**Department of State Charges:** The Bureau of Overseas Building Operations assesses ICE its share of the cost of providing secure, safe, and functional facilities at U.S. embassies and consulates abroad. The increase in FY 2023 is associated with the increase in ICASS costs.

**Housing Rent:** U.S. citizen employees assigned to U.S. missions abroad may be provided housing in U.S. Government-owned or leased properties. The decrease is driven by FY 2023 Program Changes.

**Permanent Change of Station:** Permanent Change of Station (PCS) includes the costs associated with relocating U.S. citizen employees assigned to U.S. missions abroad. Funding was maintained from FY 2022 to FY 2023.

**Other Costs:** Other costs include GE associated with International Investigations positions including furniture, uniforms, phones, O&M for vehicles. Funding was maintained from FY 2022 to FY 2023.

## Budget Activities

IO special agents investigate leads provided by HSI Domestic Operations and foreign counterparts, expanding HSI’s investigative reach internationally. The graphic below displays IO’s global footprint:



The HSI IO workforce includes special agents, ERO deportation officers, analysts, and support staff stationed around the world. This international workforce, which is DHS’s largest investigative presence abroad, provides DHS with one of the largest international footprints in U.S. law enforcement. Utilizing its broad legal authority to enforce Federal statutes, IO partners with foreign LEAs to expand HSI’s investigative reach, targeting and dismantling drug smugglers, gangs, and other TCOs outside of the United States. By disrupting international TCOs and assisting the law enforcement capacity of foreign partners, IO prevents transnational illicit activity from reaching the United States.

IO personnel fuse criminal intelligence with foreign partner information to facilitate joint operations against common threats. To accomplish this mission, IO deploys the following programs:

**Biometric Identification Transnational Migration Alert Program (BITMAP):** Through BITMAP, HSI leverages the unique expertise of U.S. law enforcement agencies partnering with foreign counterparts to pursue domestic and foreign transnational criminal investigations. BITMAP is a host-country-led initiative in which HSI trains and equips foreign counterparts to conduct tactically targeted collection of biometric and biographic data on suspect individuals via mobile biometric collection devices. Foreign partners share this data with HSI who then screen the data prior to its entry into U.S. Government databases, which include holdings from DOD, FBI, and DHS. In FY 2021, BITMAP was operational in 17 countries around the world.

**Transnational Criminal Investigative Units (TCIUs):** TCIUs, currently operating in 14 countries, are bilateral, multidisciplinary investigative units led by HSI with foreign law enforcement membership. TCIUs serve as force multipliers, facilitating information exchange and rapid bilateral investigations. They enhance cooperation between HSI and host governments to identify, disrupt, and dismantle criminal enterprises that threaten regional stability and U.S. national security.

**Cultural Property, Arts, and Antiquities Program:** This national investigative program targets illicit trade in cultural property from around the world. Through the program, HSI supports investigations, repatriates stolen and looted objects to their rightful owners, and trains law enforcement officers (LEOs), including HSI special agents, customs officers, prosecutors, and international partners, in handling and investigative techniques related to cultural property. Since FY 2007, the program has returned more than 15,000 artifacts and objects to over 40 countries and rightful owners and has trained more than 400 individuals in law enforcement.

**Visa Security Program (VSP):** The VSP assigns special agents to diplomatic posts across the globe to investigate and disrupt suspect travelers during the visa application process. The program serves as ICE's front line against terrorist and other criminal organizations seeking to gain entry to the United States. While other security efforts primarily focus on screening names against lists of known terrorist or criminal suspects, the VSP leverages HSI's investigative capabilities during the visa application process to identify threats before they reach the United States. Through VSP, deployed special agents utilize advanced analysis, interviews at post, and liaisons with host and domestic partners to identify and prevent the travel of suspect visa applicants. Deployed special agents also train DOS Consular Affairs staff regarding threats and trends affecting visa adjudication.

Through the Pre-Adjudicated Threat Recognition and Intelligence Operations Team (PATRIOT), administered by the HSI National Security Division (NSD), the VSP automated the screening of 100 percent of Non-Immigrant Visa applications at VSP posts prior to DOS adjudication. PATRIOT analysts then manually vet suspect visa applicants identified through the automated screening and provide deployed HSI special agents with relevant information prior to conducting interviews and other investigative activities overseas. The VSP is a counterterrorism tool that investigates and disrupts the travel of illicit actors and mitigates threats posed by transnational terrorist and other criminal networks.

VSP operations are currently conducted at 41 visa-issuing posts in 28 countries.

*Intelligence – PPA Level II***Budget Comparison and Adjustments****Comparison of Budget Authority and Request***(Dollars in Thousands)*

	FY 2021 Enacted			FY 2022 President's Budget			FY 2023 President's Budget			FY 2022 to FY 2023 Total Changes		
	Pos.	FTE	Amount	Pos.	FTE	Amount	Pos.	FTE	Amount	Pos.	FTE	Amount
Intelligence	348	384	\$98,171	348	387	\$99,587	348	387	\$103,057	-	-	\$3,470
<b>Total</b>	<b>348</b>	<b>384</b>	<b>\$98,171</b>	<b>348</b>	<b>387</b>	<b>\$99,587</b>	<b>348</b>	<b>387</b>	<b>\$103,057</b>	-	-	<b>\$3,470</b>
Subtotal Discretionary - Appropriation	348	384	\$98,171	348	387	\$99,587	348	387	\$103,057	-	-	\$3,470

**PPA Level II Description**

HSI Intelligence PPA Level II collects, analyzes, and shares intelligence to counter threats to public safety and national security in coordination with the DHS Intelligence Enterprise and the intelligence community. Intelligence maintains one of DHS's largest Agency-wide deployments of secure data communication connectivity and prepares ICE for Agency-wide continuity of operations, emergency response, and crisis management. Intelligence identifies modus operandi to counter threats to public safety and national security while also ensuring officer safety.



## Intelligence – PPA Level II Summary of Budget Changes

*(Dollars in Thousands)*

	Positions	FTE	Amount
<b>FY 2021 Enacted</b>	<b>348</b>	<b>384</b>	<b>\$98,171</b>
<b>FY 2022 President's Budget</b>	<b>348</b>	<b>387</b>	<b>\$99,587</b>
<b>FY 2023 Base Budget</b>	<b>348</b>	<b>387</b>	<b>\$99,587</b>
<b>Total Technical Changes</b>	-	-	-
<b>Total Transfers</b>	-	-	-
Civilian Pay Raise Total	-	-	\$2,921
Annualization of Prior Year Pay Raise	-	-	\$549
<b>Total Pricing Changes</b>	-	-	<b>\$3,470</b>
<b>Total Adjustments-to-Base</b>	-	-	<b>\$3,470</b>
<b>FY 2023 Current Services</b>	<b>348</b>	<b>387</b>	<b>\$103,057</b>
<b>Total Program Changes</b>	-	-	-
<b>FY 2023 Request</b>	<b>348</b>	<b>387</b>	<b>\$103,057</b>
<b>FY 2022 TO FY 2023 Change</b>	-	-	<b>\$3,470</b>

**Intelligence – PPA Level II  
Personnel Compensation and Benefits**

**Pay Summary**  
*(Dollars in Thousands)*

	FY 2021 Enacted				FY 2022 President's Budget				FY 2023 President's Budget				FY 2022 to FY 2023 Total			
	Pos.	FTE	Amount	Rate	Pos.	FTE	Amount	Rate	Pos.	FTE	Amount	Rate	Pos.	FTE	Amount	Rate
Intelligence	348	384	\$80,730	\$210.23	348	387	\$84,099	\$217.31	348	387	\$87,569	\$226.28	-	-	\$3,470	\$8.97
<b>Total</b>	<b>348</b>	<b>384</b>	<b>\$80,730</b>	<b>\$210.23</b>	<b>348</b>	<b>387</b>	<b>\$84,099</b>	<b>\$217.31</b>	<b>348</b>	<b>387</b>	<b>\$87,569</b>	<b>\$226.28</b>	<b>-</b>	<b>-</b>	<b>\$3,470</b>	<b>\$8.97</b>
Subtotal Discretionary - Appropriation	348	384	\$80,730	\$210.23	348	387	\$84,099	\$217.31	348	387	\$87,569	\$226.28	-	-	\$3,470	\$8.97

The FTE Rate calculation does not include Object Class 11.8-Special Personal Services Payments or 13.0-Benefits for Former Personnel

**Pay by Object Class**  
*(Dollars in Thousands)*

	FY 2021 Enacted	FY 2022 President's Budget	FY 2023 President's Budget	FY 2022 to FY 2023 Change
11.1 Full-time Permanent	\$56,491	\$58,440	\$60,854	\$2,414
11.3 Other than Full-time Permanent	\$19	\$19	\$20	\$1
11.5 Other Personnel Compensation	\$4,244	\$4,394	\$4,576	\$182
12.1 Civilian Personnel Benefits	\$19,976	\$21,246	\$22,119	\$873
<b>Total - Personnel Compensation and Benefits</b>	<b>\$80,730</b>	<b>\$84,099</b>	<b>\$87,569</b>	<b>\$3,470</b>
<b>Positions and FTE</b>				
Positions - Civilian	348	348	348	-
FTE - Civilian	384	387	387	-

## Pay Cost Drivers

	FY 2021 Enacted			FY 2022 President's Budget			FY 2023 President's Budget			FY 2022 to FY 2023 Total Changes		
	FTE	Amount	Rate	FTE	Amount	Rate	FTE	Amount	Rate	FTE	Amount	Rate
Non-LEOs	373	\$78,326	\$209.99	376	\$81,614	\$217.06	376	\$84,981	\$226.01	-	\$3,367	\$8.95
Criminal Investigators	11	\$2,404	\$218.55	11	\$2,485	\$225.91	11	\$2,588	\$235.27	-	\$103	\$9.36
<b>Total - Pay Cost Drivers</b>	<b>384</b>	<b>\$80,730</b>	<b>\$210.23</b>	<b>387</b>	<b>\$84,099</b>	<b>\$217.31</b>	<b>387</b>	<b>\$87,569</b>	<b>\$226.28</b>	<b>-</b>	<b>\$3,470</b>	<b>\$8.97</b>

### Explanation of Pay Cost Drivers

**Non-LEOs:** Non-LEO investigative support staff, such as Intelligence Research Specialists (IRSs), offer cost-effective, force-multiplying support to special agents without requiring the same high level of expertise or training. The increase from FY 2022 to FY 2023 is due to additional hiring in FY 2023 Program Changes and FY 2023 Pricing Changes, including the 2023 Pay Raise, the Annualization of the 2022 Pay Raise, and the Annualization of FY 2022 FTE.

**Criminal Investigators (CIs):** HSI Intelligence CIs collect, analyze, and share intelligence on illicit trade, travel, and financial activity. Other HSI CIs, along with DHS and intelligence community partners, use this intelligence to counter threats to public safety and national security. The increase from FY 2022 to FY 2023 is due to the 2023 Pay Raise and the Annualization of the 2022 Pay Raise.

**Intelligence – PPA Level II  
Non Pay Budget Exhibits**

**Non Pay Summary**  
*(Dollars in Thousands)*

	<b>FY 2021 Enacted</b>	<b>FY 2022 President's Budget</b>	<b>FY 2023 President's Budget</b>	<b>FY 2022 to FY 2023 Change</b>
Intelligence	\$17,441	\$15,488	\$15,488	-
<b>Total</b>	<b>\$17,441</b>	<b>\$15,488</b>	<b>\$15,488</b>	-
Subtotal Discretionary - Appropriation	\$17,441	\$15,488	\$15,488	-

**Non Pay by Object Class**  
*(Dollars in Thousands)*

	<b>FY 2021 Enacted</b>	<b>FY 2022 President's Budget</b>	<b>FY 2023 President's Budget</b>	<b>FY 2022 to FY 2023 Change</b>
21.0 Travel and Transportation of Persons	\$3,882	\$3,437	\$3,437	-
22.0 Transportation of Things	\$123	\$123	\$123	-
23.1 Rental Payments to GSA	\$47	-	-	-
23.3 Communications, Utilities, & Miscellaneous	\$92	\$81	\$81	-
25.1 Advisory & Assistance Services	\$8,514	\$7,604	\$7,604	-
25.2 Other Services from Non-Federal Sources	\$303	\$265	\$265	-
25.3 Other Purchases of goods and services	\$1,789	\$1,607	\$1,607	-
25.7 Operation & Maintenance of Equipment	\$1,729	\$1,541	\$1,541	-
26.0 Supplies & Materials	\$461	\$466	\$466	-
31.0 Equipment	\$501	\$364	\$364	-
<b>Total - Non Pay Budget Object Class</b>	<b>\$17,441</b>	<b>\$15,488</b>	<b>\$15,488</b>	-

### Non Pay Cost Drivers

	FY 2021 Enacted	FY 2022 President's Budget	FY 2023 President's Budget	FY 2022 to FY 2023 Total Changes
Intelligence Systems	\$8,817	\$7,869	\$7,869	-
Contract Support	\$1,789	\$1,607	\$1,607	-
Classified Connectivity	\$962	\$830	\$830	-
Other Costs	\$5,873	\$5,182	\$5,182	-
<b>Total - Non-Pay Cost Drivers</b>	<b>\$17,441</b>	<b>\$15,488</b>	<b>\$15,488</b>	-

#### Explanation of Non Pay Cost Drivers

**Intelligence Systems:** Intelligence Systems costs directly support Intelligence efforts (e.g., Falcon, Big Data Environment [BDE], CBP Analytical Framework for Intelligence [AFI], etc.). Funding was maintained from FY 2022 to FY 2023.

**Classified Connectivity:** Classified Connectivity costs support deployment of SECRET and TS/SCI systems across the Agency. Funding was maintained from FY 2022 to FY 2023.

**Contract Support:** Contract Support provides funds for HSI Intelligence field offices and headquarters activities (e.g., Intelligence Research Specialist [IRS] Career Path Development/Support, data analysis support from the DOD Joint Improvised Defeat Organization, etc.). Funding was maintained from FY 2022 to FY 2023.

**Other Costs:** Other costs include GE associated with new positions including furniture, uniforms, and O&M for vehicles. Funding was maintained from FY 2022 to FY 2023.

## Budget Activities

HSI Intelligence activities include field-level investigative case support (criminal analysis) from nearly 900 Criminal Analysts (CA). CAs further and drive investigations through criminal network linkages, interviews, database checks, telephone/call data record analysis, and other criminal analysis activities. These activities are critical to a successful investigation, but do not always require the expertise of a highly trained Special Agent. CAs enable Special Agents to focus on the core law enforcement functions of an investigation. The mission-specific training and capabilities of CAs are a force multiplier for HSI field offices. In FY 2021, CAs directly supported approximately 16 percent of all HSI investigative cases, which accounted for a disproportionate 37 percent of all Agency-wide criminal arrests. Analyses of investigative workload and outcome data show that criminal arrests are almost twice as likely in cases that receive CA investigative support than in cases that do not. Also, Significant Case Investigations with CA support are more than twice as likely to achieve an arrest and attain approximately twice as many indictments per case as those without CA support.

In addition to CAs, the Intelligence Level II PPA funds the following organizational units:

### **Intelligence Integration and Emergency Management Operations Division (IEMOD)**

IEMOD is a multi-unit division involved in all aspects of the ICE mission. IEMOD has the responsibility of ensuring the Agency is prepared for all forms of significant events and emergency situations and can always maintain continuity of operations. The Emergency Management Unit serves as the Agency's focal point for executing all aspects of continuity of operations through proper planning, training, and exercising, but also serves as the agency lead for crisis management during emerging events and maintains critical communications with leadership and external stakeholders.

Both the Joint Intelligence Operations Center (JIOC) and the HSI Tip Line serve key support functions for the agency's 24/7 investigative and enforcement missions. The JIOC Watch Operation receives, coordinates, and disseminates classified and unclassified information and facilitates the exchange of law enforcement and national intelligence between ICE Directorates, headquarters and field leadership, and the Department. The HSI Tip Line serves as the public tip intake center within DHS that receives, analyzes, documents, and disseminates investigative leads that apply to the more than 400 Federal statutes under the ICE mission and authorities.

### **Collections Division (CD)**

CD is responsible for collecting and sharing information of intelligence value, leveraging U.S. government resources to fill information gaps, in support of criminal investigations and criminal investigative priorities, protecting the agency from threats, and conducting maritime-focused law enforcement technical collection activities. To execute the aforementioned tasks, CD reduces strategic surprise and provides support to operations by identifying and closing our Agency's information gaps; the congressionally mandated reporting of ICE-origin intelligence; counterintelligence and protective intelligence awareness, education, reporting, and referral services; and sophisticated technical collection activities in support of maritime counter-narcotics efforts.

CD serves as the official bridge between ICE and the Intelligence Community. CD also provides guidance, oversight, and protection to ICE personnel who consume, collect, or report intelligence information. CD is also the home of integrated HSI and ERO intelligence efforts, geared toward mutual operational and enforcement support. CD is comprised of the Protective Intelligence and Reports Officer Unit, the Technical Collection and Requirements Unit, and the Combined Intelligence Unit.

**Criminal Analysis & Production Division (CAPD)**

CAPD's mission is to consistently produce timely, comprehensive, and accurate criminal analysis that enables criminal investigators to identify, prioritize, disrupt, and dismantle terrorist, transnational, and other criminal organizations that threaten or seek to exploit the customs and immigration laws of the United States. CAPD is aligned to corresponding HSI investigative programs to facilitate streamlined and efficient support. CAPD consists of the Counter Transnational Organized Crime Intelligence Unit 1 (corresponding to HSI CTOC1), the Counter Transnational Organized Crime Intelligence Unit 2 (corresponding to HSI CTOC2), the Global Trade & Cyber Intelligence Unit (corresponding to HSI GTD and C3), the International Intelligence Unit (corresponding to HSI International Operations), and the Major Case Intelligence Unit (corresponding to HSI Domestic Operations' HOMECORT and Tier 1 investigations).

**Enterprise Services Division (ESD)**

ESD leads HSI's Office of Intelligence's programmatic planning and engagement efforts with HSI field offices, Investigative Programs, DHS Intelligence Enterprise, and other key stakeholders. ESD has the responsibility of recruiting, hiring, and executing the training and career development for the Intelligence Enterprise to include the Homeland Security Investigations Criminal Analyst Training (HSICAT). Additionally, the Division provides ICE with critical classified connectivity efforts and leads the effort in implementing criminal analyst analytical tools and technology innovation. The Division's foundation is embedded in the Framework for Criminal Analysis.

**Enforcement and Removal Operations – PPA**

**Budget Comparison and Adjustments**

**Comparison of Budget Authority and Request**

*(Dollars in Thousands)*

	FY 2021 Enacted			FY 2022 President's Budget			FY 2023 President's Budget			FY 2022 to FY 2023 Total Changes		
	Pos.	FTE	Amount	Pos.	FTE	Amount	Pos.	FTE	Amount	Pos.	FTE	Amount
Custody Operations	5,336	5,358	\$2,836,128	5,341	5,368	\$2,775,100	5,391	5,395	\$2,406,059	50	27	(\$369,041)
Fugitive Operations	792	783	\$145,141	792	783	\$146,660	792	783	\$152,502	-	-	\$5,842
Criminal Apprehension Program	1,689	1,651	\$278,422	1,689	1,651	\$284,161	1,689	1,651	\$295,056	-	-	\$10,895
Alternatives to Detention	367	488	\$440,122	367	507	\$440,476	412	530	\$527,133	45	23	\$86,657
Transportation and Removal Program	69	65	\$419,089	69	65	\$420,031	69	65	\$421,476	-	-	\$1,445
<b>Total</b>	<b>8,253</b>	<b>8,345</b>	<b>\$4,118,902</b>	<b>8,258</b>	<b>8,374</b>	<b>\$4,066,428</b>	<b>8,353</b>	<b>8,424</b>	<b>\$3,802,226</b>	<b>95</b>	<b>50</b>	<b>(\$264,202)</b>
Subtotal Discretionary - Appropriation	8,253	8,345	\$4,118,902	8,258	8,374	\$4,066,428	8,353	8,424	\$3,802,226	95	50	(\$264,202)

**PPA Level I Description**

Enforcement and Removal Operations (ERO) enforces the Nation’s immigration laws by identifying and apprehending removable noncitizens, detaining apprehended individuals when necessary, and removing them from the United States in a manner consistent with legal processes and procedures. ERO carries out its mission through a range of programs and activities that focus on identifying and prioritizing the removal of noncitizens who pose a threat to national security, noncitizens who pose a threat to border security, and noncitizens who pose a threat to public safety.

ERO operates in a dynamic and shifting immigration landscape. As such, ERO works with other DHS Components, States, counties, and localities across the United States to uphold U.S. immigration laws at, within, and beyond the borders through efficient enforcement and removal operations.





This PPA contains the following Level II PPAs:

**Custody Operations:** Custody Operations oversees the immigration detention system and manages the cases of detainees undergoing proceedings and, if applicable, removal.

**Fugitive Operations:** Fugitive Operations identifies, locates, and arrests removable noncitizens present in the United States.

**Criminal Apprehension Program (CAP):** CAP apprehends and removes criminal noncitizens who are at-large or incarcerated within Federal, State, and local prisons and jails.

**Alternatives to Detention (ATD):** ATD supervises certain individuals using a combination of home and office visits, alert response, court tracking, and monitoring technology as an alternative to detention, allowing participating individuals to remain in their communities while their cases are processed.

**Transportation and Removal Program (TRP):** TRP coordinates the safe and secure transportation of noncitizens who either are subject to final orders of removal or require custodial transfer within the United States, which may ultimately include transportation to the noncitizen's final destination if ICE determines in its discretion that such transportation is necessary.

## Enforcement and Removal Operations – PPA Budget Authority and Obligations

*(Dollars in Thousands)*

	FY 2021	FY 2022	FY 2023
<b>Enacted/Request</b>	<b>\$4,118,902</b>	<b>\$4,066,428</b>	<b>\$3,802,226</b>
Carryover - Start of Year	\$98,316	\$71,080	-
Recoveries	\$2	-	-
Rescissions to Current Year/Budget Year	-	-	-
Net Sequestered Resources	-	-	-
Reprogramming/Transfers	\$21,657	-	-
Supplementals	\$1,516	\$6,900	-
<b>Total Budget Authority</b>	<b>\$4,240,393</b>	<b>\$4,144,408</b>	<b>\$3,802,226</b>
Collections - Reimbursable Resources	\$1,700	\$1,700	\$7,300
Collections - Other Sources	-	-	-
<b>Total Budget Resources</b>	<b>\$4,242,093</b>	<b>\$4,146,108</b>	<b>\$3,809,526</b>
Obligations (Actual/Estimates/Projections)	\$4,163,648	\$4,146,108	\$3,809,526
<b>Personnel: Positions and FTE</b>			
Enacted/Request Positions	8,253	8,258	8,353
Enacted/Request FTE	8,345	8,374	8,424
<b>Onboard and Actual FTE</b>			
Onboard (Actual/Estimates/Projections)	8,107	8,258	8,353
FTE (Actual/Estimates/Projections)	8,125	8,374	8,424

**Enforcement and Removal Operations – PPA**  
**Collections – Reimbursable Resources**  
*(Dollars in Thousands)*

	FY 2021 Enacted			FY 2022 President's Budget			FY 2023 President's Budget		
	Pos.	FTE	Amount	Pos.	FTE	Amount	Pos.	FTE	Amount
Department of Homeland Security - Federal Emergency Management Agency	-	-	-	-	-	-	-	-	\$100
Department of Homeland Security - U.S. Customs and Border Protection	-	-	-	-	4	-	-	-	\$5,500
Department of State	-	-	\$1,700	-	-	\$1,700	-	-	\$1,700
<b>Total Collections</b>	-	-	<b>\$1,700</b>	-	<b>4</b>	<b>\$1,700</b>	-	-	<b>\$7,300</b>

**Enforcement and Removal Operations – PPA**  
**Summary of Budget Changes**  
*(Dollars in Thousands)*

	Positions	FTE	Amount
<b>FY 2021 Enacted</b>	<b>8,253</b>	<b>8,345</b>	<b>\$4,118,902</b>
<b>FY 2022 President's Budget</b>	<b>8,258</b>	<b>8,374</b>	<b>\$4,066,428</b>
<b>FY 2023 Base Budget</b>	<b>8,258</b>	<b>8,374</b>	<b>\$4,066,428</b>
<b>Total Technical Changes</b>	-	-	-
Transfer of Medical Expenses from ICE to CBP	-	-	(\$8,000)
<b>Total Transfers</b>	-	-	<b>(\$8,000)</b>
Civilian Pay Raise Total	-	-	\$51,947
Annualization of Prior Year Pay Raise	-	-	\$9,750
Pay Raise Annualization of FY 2022 Program Changes	-	-	\$10
Adult Bed Rate Adjustment	-	-	\$65,360
Annualization of Title 8 (T-8)	-	2	\$427
Non-Bed General Expense (GE)	-	-	\$1,599
Termination of Title 8 (T-8)	-	-	(\$33)
<b>Total Pricing Changes</b>	-	<b>2</b>	<b>\$129,060</b>
<b>Total Adjustments-to-Base</b>	-	<b>2</b>	<b>\$121,060</b>
<b>FY 2023 Current Services</b>	<b>8,258</b>	<b>8,376</b>	<b>\$4,187,488</b>
Adult ADP Reduction	-	-	(\$271,232)
Alternatives to Detention (ATD) Increase	-	-	\$75,000
Emergency Family Shelters	-	-	\$25,000
Facility Standards Compliance	-	-	\$21,000
Family Bed Decrease	-	-	(\$271,062)
ICE Health Services Corps	50	25	\$5,146
Information Technology for Fear Screening and Visitation	-	-	\$15,000
Non-Detained Docket (NDD) Case Management	45	23	\$7,888
T-8 Funding Adjustment	-	-	\$6,000
Telecommunication Technologies for Psychological Healthcare	-	-	\$1,998

**Operations and Support****Enforcement and Removal Operations – PPA**

<b>Total Program Changes</b>	<b>95</b>	<b>48</b>	<b>(\$385,262)</b>
<b>FY 2023 Request</b>	<b>8,353</b>	<b>8,424</b>	<b>\$3,802,226</b>
<b>FY 2022 TO FY 2023 Change</b>	<b>95</b>	<b>50</b>	<b>(\$264,202)</b>

**Enforcement and Removal Operations – PPA  
Personnel Compensation and Benefits**

**Pay Summary**  
*(Dollars in Thousands)*

	FY 2021 Enacted				FY 2022 President's Budget				FY 2023 President's Budget				FY 2022 to FY 2023 Total			
	Pos.	FTE	Amount	Rate	Pos.	FTE	Amount	Rate	Pos.	FTE	Amount	Rate	Pos.	FTE	Amount	Rate
Custody Operations	5,336	5,358	\$923,750	\$172.30	5,341	5,368	\$963,628	\$179.40	5,391	5,395	\$1,007,877	\$186.70	50	27	\$44,249	\$7.30
Fugitive Operations	792	783	\$137,299	\$175.35	792	783	\$141,347	\$180.52	792	783	\$147,189	\$187.98	-	-	\$5,842	\$7.46
Criminal Apprehension Program	1,689	1,651	\$253,694	\$153.66	1,689	1,651	\$264,070	\$159.95	1,689	1,651	\$274,965	\$166.54	-	-	\$10,895	\$6.60
Alternatives to Detention	367	488	\$85,089	\$174.36	367	507	\$91,867	\$181.20	412	530	\$99,370	\$186.23	45	23	\$7,503	\$5.03
Transportation and Removal Program	69	65	\$33,502	\$515.42	69	65	\$35,069	\$539.52	69	65	\$36,514	\$561.75	-	-	\$1,445	\$22.23
<b>Total</b>	<b>8,253</b>	<b>8,345</b>	<b>\$1,433,334</b>	<b>\$171.69</b>	<b>8,258</b>	<b>8,374</b>	<b>\$1,495,981</b>	<b>\$178.57</b>	<b>8,353</b>	<b>8,424</b>	<b>\$1,565,915</b>	<b>\$185.73</b>	<b>95</b>	<b>50</b>	<b>\$69,934</b>	<b>\$7.16</b>
Subtotal Discretionary - Appropriation	8,253	8,345	\$1,433,334	\$171.69	8,258	8,374	\$1,495,981	\$178.57	8,353	8,424	\$1,565,915	\$185.73	95	50	\$69,934	\$7.16

**Pay by Object Class**  
*(Dollars in Thousands)*

	FY 2021 Enacted	FY 2022 President's Budget	FY 2023 President's Budget	FY 2022 to FY 2023 Change
11.1 Full-time Permanent	\$753,238	\$778,962	\$816,374	\$37,412
11.3 Other than Full-time Permanent	\$4,575	\$4,713	\$4,906	\$193
11.5 Other Personnel Compensation	\$255,370	\$263,713	\$275,372	\$11,659
11.8 Special Personal Services Payments	\$579	\$597	\$1,290	\$693
12.1 Civilian Personnel Benefits	\$419,572	\$447,996	\$467,973	\$19,977
<b>Total - Personnel Compensation and Benefits</b>	<b>\$1,433,334</b>	<b>\$1,495,981</b>	<b>\$1,565,915</b>	<b>\$69,934</b>
<b>Positions and FTE</b>				
Positions - Civilian	8,253	8,258	8,353	95
FTE - Civilian	8,345	8,374	8,424	50

**Enforcement and Removal Operations – PPA**  
**Non Pay Budget Exhibits**

**Non Pay Summary**

*(Dollars in Thousands)*

	<b>FY 2021 Enacted</b>	<b>FY 2022 President's Budget</b>	<b>FY 2023 President's Budget</b>	<b>FY 2022 to FY 2023 Change</b>
Custody Operations	\$1,912,378	\$1,811,472	\$1,398,182	(\$413,290)
Fugitive Operations	\$7,842	\$5,313	\$5,313	-
Criminal Apprehension Program	\$24,728	\$20,091	\$20,091	-
Alternatives to Detention	\$355,033	\$348,609	\$427,763	\$79,154
Transportation and Removal Program	\$385,587	\$384,962	\$384,962	-
<b>Total</b>	<b>\$2,685,568</b>	<b>\$2,570,447</b>	<b>\$2,236,311</b>	<b>(\$334,136)</b>
Subtotal Discretionary - Appropriation	\$2,685,568	\$2,570,447	\$2,236,311	(\$334,136)

## Non Pay by Object Class

*(Dollars in Thousands)*

	FY 2021 Enacted	FY 2022 President's Budget	FY 2023 President's Budget	FY 2022 to FY 2023 Change
21.0 Travel and Transportation of Persons	\$388,429	\$387,197	\$387,341	\$144
22.0 Transportation of Things	\$3,322	\$3,322	\$3,322	-
23.1 Rental Payments to GSA	\$394	-	-	-
23.2 Rental Payments to Others	\$2,983	\$2,892	\$2,892	-
23.3 Communications, Utilities, & Miscellaneous	\$14,637	\$14,425	\$14,451	\$26
24.0 Printing and Reproduction	\$1	\$1	\$1	-
25.1 Advisory & Assistance Services	\$371,781	\$367,850	\$483,410	\$115,560
25.2 Other Services from Non-Federal Sources	\$33,154	\$28,664	\$106,994	\$78,330
25.3 Other Purchases of goods and services	\$5,970	\$5,106	\$5,106	-
25.4 Operations & Maintenance of Facilities	\$1,778,848	\$23,254	\$29,254	\$6,000
25.5 Research & Development Contracts	\$516	\$516	\$516	-
25.6 Medical Care	\$20,053	\$11,457	\$11,879	\$422
25.7 Operation & Maintenance of Equipment	\$15,157	\$15,970	\$15,995	\$25
25.8 Subsistence and Support of Persons	\$7,053	\$1,674,303	\$1,135,703	(\$538,600)
26.0 Supplies & Materials	\$34,077	\$28,818	\$30,625	\$1,807
31.0 Equipment	\$5,850	\$3,329	\$5,479	\$2,150
32.0 Land and Structures	\$2,397	\$2,397	\$2,397	-
42.0 Insurance Claims and Indemnities	\$946	\$946	\$946	-
<b>Total - Non Pay Budget Object Class</b>	<b>\$2,685,568</b>	<b>\$2,570,447</b>	<b>\$2,236,311</b>	<b>(\$334,136)</b>



*Custody Operations – PPA Level II*

**Budget Comparison and Adjustments**

**Comparison of Budget Authority and Request**

*(Dollars in Thousands)*

	FY 2021 Enacted			FY 2022 President's Budget			FY 2023 President's Budget			FY 2022 to FY 2023 Total Changes		
	Pos.	FTE	Amount	Pos.	FTE	Amount	Pos.	FTE	Amount	Pos.	FTE	Amount
Custody Operations	5,336	5,358	\$2,836,128	5,341	5,368	\$2,775,100	5,391	5,395	\$2,406,059	50	27	(\$369,041)
<b>Total</b>	<b>5,336</b>	<b>5,358</b>	<b>\$2,836,128</b>	<b>5,341</b>	<b>5,368</b>	<b>\$2,775,100</b>	<b>5,391</b>	<b>5,395</b>	<b>\$2,406,059</b>	<b>50</b>	<b>27</b>	<b>(\$369,041)</b>
Subtotal Discretionary - Appropriation	5,336	5,358	\$2,836,128	5,341	5,368	\$2,775,100	5,391	5,395	\$2,406,059	50	27	(\$369,041)

**PPA Level II Description**

Custody Operations oversees the immigration detention system and manages the cases of detainees undergoing immigration proceedings and, if applicable, removal. Custody Operations seeks to meet evolving detention capacity requirements in as cost-effective manner as possible, managing an increasing number of criminal noncitizens, noncitizen families, and special population detainees.

**Custody Operations – PPA Level II**  
**Summary of Budget Changes**  
*(Dollars in Thousands)*

	Positions	FTE	Amount
<b>FY 2021 Enacted</b>	5,336	5,358	\$2,836,128
<b>FY 2022 President's Budget</b>	5,341	5,368	\$2,775,100
<b>FY 2023 Base Budget</b>	5,341	5,368	\$2,775,100
<b>Total Technical Changes</b>	-	-	-
Transfer of Medical Expenses from ICE to CBP	-	-	(\$8,000)
<b>Total Transfers</b>	-	-	<b>(\$8,000)</b>
Civilian Pay Raise Total	-	-	\$33,462
Annualization of Prior Year Pay Raise	-	-	\$6,284
Pay Raise Annualization of FY 2022 Program Changes	-	-	\$10
Adult Bed Rate Adjustment	-	-	\$65,360
Annualization of Title 8 (T-8)	-	2	\$427
Non-Bed General Expense (GE)	-	-	\$1,599
Termination of Title 8 (T-8)	-	-	(\$33)
<b>Total Pricing Changes</b>	-	2	<b>\$107,109</b>
<b>Total Adjustments-to-Base</b>	-	2	<b>\$99,109</b>
<b>FY 2023 Current Services</b>	5,341	5,370	<b>\$2,874,209</b>
Adult ADP Reduction	-	-	(\$271,232)
Emergency Family Shelters	-	-	\$25,000
Facility Standards Compliance	-	-	\$21,000
Family Bed Decrease	-	-	(\$271,062)
ICE Health Services Corps	50	25	\$5,146
Information Technology for Fear Screening and Visitation	-	-	\$15,000
T-8 Funding Adjustment	-	-	\$6,000
Telecommunication Technologies for Psychological Healthcare	-	-	\$1,998
<b>Total Program Changes</b>	<b>50</b>	<b>25</b>	<b>(\$468,150)</b>
<b>FY 2023 Request</b>	<b>5,391</b>	<b>5,395</b>	<b>\$2,406,059</b>

**Enforcement and Removal Operations – PPA**

**Custody Operations – PPA II**

<b>FY 2022 TO FY 2023 Change</b>	<b>50</b>	<b>27</b>	<b>(\$369,041)</b>
----------------------------------	-----------	-----------	--------------------

**Custody Operations – PPA Level II  
Personnel Compensation and Benefits**

**Pay Summary**  
*(Dollars in Thousands)*

	FY 2021 Enacted				FY 2022 President's Budget				FY 2023 President's Budget				FY 2022 to FY 2023 Total			
	Pos.	FTE	Amount	Rate	Pos.	FTE	Amount	Rate	Pos.	FTE	Amount	Rate	Pos.	FTE	Amount	Rate
Custody Operations	5,336	5,358	\$923,750	\$172.30	5,341	5,368	\$963,628	\$179.40	5,391	5,395	\$1,007,877	\$186.70	50	27	\$44,249	\$7.30
<b>Total</b>	<b>5,336</b>	<b>5,358</b>	<b>\$923,750</b>	<b>\$172.30</b>	<b>5,341</b>	<b>5,368</b>	<b>\$963,628</b>	<b>\$179.40</b>	<b>5,391</b>	<b>5,395</b>	<b>\$1,007,877</b>	<b>\$186.70</b>	<b>50</b>	<b>27</b>	<b>\$44,249</b>	<b>\$7.30</b>
Subtotal Discretionary - Appropriation	5,336	5,358	\$923,750	\$172.30	5,341	5,368	\$963,628	\$179.40	5,391	5,395	\$1,007,877	\$186.70	50	27	\$44,249	\$7.30

The FTE Rate calculation does not include Object Class 11.8-Special Personal Services Payments or 13.0-Benefits for Former Personnel

**Pay by Object Class**  
*(Dollars in Thousands)*

	FY 2021 Enacted	FY 2022 President's Budget	FY 2023 President's Budget	FY 2022 to FY 2023 Change
11.1 Full-time Permanent	\$489,135	\$505,306	\$529,575	\$24,269
11.3 Other than Full-time Permanent	\$3,140	\$3,235	\$3,368	\$133
11.5 Other Personnel Compensation	\$172,800	\$178,175	\$185,633	\$7,458
11.8 Special Personal Services Payments	\$579	\$597	\$622	\$25
12.1 Civilian Personnel Benefits	\$258,096	\$276,315	\$288,679	\$12,364
<b>Total - Personnel Compensation and Benefits</b>	<b>\$923,750</b>	<b>\$963,628</b>	<b>\$1,007,877</b>	<b>\$44,249</b>
<b>Positions and FTE</b>				
Positions - Civilian	5,336	5,341	5,391	50
FTE - Civilian	5,358	5,368	5,395	27

**Pay Cost Drivers**

	FY 2021 Enacted			FY 2022 President's Budget			FY 2023 President's Budget			FY 2022 to FY 2023 Total Changes		
	FTE	Amount	Rate	FTE	Amount	Rate	FTE	Amount	Rate	FTE	Amount	Rate
Detention and Deportation Officers (DDOs)	4,038	\$737,631	\$182.67	4,040	\$768,621	\$190.25	4,040	\$803,917	\$198.99	-	\$35,296	\$8.74
Non-LEOs	1,320	\$185,540	\$140.56	1,328	\$194,410	\$146.39	1,355	\$203,338	\$150.06	27	\$8,928	\$3.67
Other PC&B Costs	-	\$579	-	-	\$597	-	-	\$622	-	-	\$25	-
<b>Total - Pay Cost Drivers</b>	<b>5,358</b>	<b>\$923,750</b>	<b>\$172.30</b>	<b>5,368</b>	<b>\$963,628</b>	<b>\$179.40</b>	<b>5,395</b>	<b>\$1,007,877</b>	<b>\$186.70</b>	<b>27</b>	<b>\$44,249</b>	<b>\$7.30</b>

**Explanation of Pay Cost Drivers**

**Detention and Deportation Officers (DDOs):** Custody Operations manages the immigration detention system. DDOs focus primarily on detention bed space and detainee management. The increase from FY 2022 to FY 2023 is due to FY 2023 Pricing Changes, including the 2023 Pay Raise and the Annualization of the 2022 Pay Raise.

**Non-LEOs:** Non-LEOs assist with supporting activities for the Custody and Resource Coordination program and ICE Health Services Corps such as the coordination of supplies, equipment, healthcare, food, and clothing for detainees. The increase from FY 2022 to FY 2023 is due to hiring of additional Non-LEOs and FY 2023 Pricing Changes, including the 2023 Pay Raise, the Annualization of the 2022 Pay Raise, and the Annualization of FY 2022 FTE.

**Other PC&B Costs:** Personnel, Compensation, and Benefits costs for ERO Deportation Officers include Special Personal Services Payments. This increase is due to additional hiring in programs such as Investment in Facility Standard Compliance, IT Investment for Fear Screening/Visitation, and ICE Health Service Corps.

**Custody Operations – PPA Level II  
Non Pay Budget Exhibits**

**Non Pay Summary**  
*(Dollars in Thousands)*

	<b>FY 2021 Enacted</b>	<b>FY 2022 President's Budget</b>	<b>FY 2023 President's Budget</b>	<b>FY 2022 to FY 2023 Change</b>
Custody Operations	\$1,912,378	\$1,811,472	\$1,398,182	(\$413,290)
<b>Total</b>	<b>\$1,912,378</b>	<b>\$1,811,472</b>	<b>\$1,398,182</b>	<b>(\$413,290)</b>
Subtotal Discretionary - Appropriation	\$1,912,378	\$1,811,472	\$1,398,182	(\$413,290)

**Non Pay by Object Class**  
*(Dollars in Thousands)*

	<b>FY 2021 Enacted</b>	<b>FY 2022 President's Budget</b>	<b>FY 2023 President's Budget</b>	<b>FY 2022 to FY 2023 Change</b>
21.0 Travel and Transportation of Persons	\$7,650	\$7,691	\$7,754	\$63
22.0 Transportation of Things	\$2,893	\$2,893	\$2,893	-
23.2 Rental Payments to Others	\$427	\$427	\$427	-
23.3 Communications, Utilities, & Miscellaneous	\$10,527	\$10,535	\$10,546	\$11
24.0 Printing and Reproduction	\$1	\$1	\$1	-
25.1 Advisory & Assistance Services	\$21,573	\$21,573	\$60,200	\$38,627
25.2 Other Services from Non-Federal Sources	\$23,750	\$21,571	\$99,828	\$78,257
25.3 Other Purchases of goods and services	\$5,025	\$4,676	\$4,676	-
25.4 Operations & Maintenance of Facilities	\$1,776,065	\$20,471	\$26,471	\$6,000
25.6 Medical Care	\$19,973	\$11,395	\$11,817	\$422
25.7 Operation & Maintenance of Equipment	\$11,000	\$12,717	\$12,717	-
25.8 Subsistence and Support of Persons	\$7,046	\$1,674,296	\$1,135,696	(\$538,600)
26.0 Supplies & Materials	\$23,013	\$19,755	\$21,485	\$1,730
31.0 Equipment	\$92	\$128	\$328	\$200
32.0 Land and Structures	\$2,397	\$2,397	\$2,397	-
42.0 Insurance Claims and Indemnities	\$946	\$946	\$946	-
<b>Total - Non Pay Budget Object Class</b>	<b>\$1,912,378</b>	<b>\$1,811,472</b>	<b>\$1,398,182</b>	<b>(\$413,290)</b>

### Non Pay Cost Drivers

	FY 2021 Enacted	FY 2022 President's Budget	FY 2023 President's Budget	FY 2022 to FY 2023 Total Changes
Contracts - Detention Beds / Guards / Noncitizen Welfare (Adult)	\$1,333,316	\$1,264,807	\$1,184,479	(\$80,328)
Contracts - Detainee Healthcare Services (Adult)	\$184,446	\$174,969	\$63,636	(\$111,333)
Contracts - Detention Beds / Guards / Noncitizen Welfare (Family)	\$271,062	\$271,062	-	(\$271,062)
Other Costs	\$123,554	\$100,634	\$150,067	\$49,433
<b>Total - Non-Pay Cost Drivers</b>	<b>\$1,912,378</b>	<b>\$1,811,472</b>	<b>\$1,398,182</b>	<b>(\$413,290)</b>

#### Explanation of Non Pay Cost Drivers

**Contracts - Detention Beds / Guards / Noncitizen Welfare (Adult):** FY 2023 funding was derived from an ADP of 23,010 adult detention beds at a rate of \$148.62 (the Beds/Guards and other direct cost portions of the bed rate) multiplied by 365. The remaining 1,990 adult detention beds are fee funded. The decrease in FY 2023 is associated with the 5,000 Adult ADP reduction.

**Contracts - Detainee Healthcare Services (Adult):** FY 2023 funding was derived from an ADP of 23,010 adult detention beds at a rate of \$148.62 (the Beds/Guards and other direct cost portions of the bed rate) multiplied by 365. The remaining 1,990 adult detention beds are fee funded. The decrease in FY 2023 is associated with the updated methodology used to identify bed rate costs.

**Contracts - Detention Beds / Guards / Noncitizen Welfare (Family):** ICE previously had three FRCs where housing, medical, educational, and recreational services are provided for families with children. During calendar year 2021 these three locations transitioned to housing adult populations. The FY 2023 decrease in funding was derived from FFP contracts for the FRCs. The decrease in FY 2023 is associated with the retirement of the 3 FRCs.

**Other Costs:** Other Costs include non-bed GE and one-time charges (i.e., furniture, uniforms, phones, O&M for vehicles) to hire additional Law Enforcement Officers per FY 2023 enhancements. The increase is associated with FY 2023 Program Changes.

## Budget Activities

Custody Operations funding comprises three major components: payroll, which supports 5,341 law enforcement and non-law enforcement personnel; detention bed funding, which supports ICE’s detention network, including detention guards, healthcare, food, and clothing; and non-bed general expenses (GE), which cover overhead items, such as supplies, travel, training, and equipment, that enable mission success.

A primary focus of Custody Operations is detention bed space management, which accounts for approximately 57 percent of total costs. DHS guidance requires personnel to take enforcement actions in accordance with applicable law. Such actions include the lawful detention, pending a final determination of removal, of noncitizens who arrive in the United States and are deemed inadmissible as described in section 235(b) of the Immigration and Nationality Act (INA). Detention prevents such noncitizens from committing crimes if otherwise at-large in the United States, ensures that noncitizens will appear for their removal proceedings, and substantially increases the likelihood that noncitizens lawfully ordered removed will be removed.

### Bed Rate Methodology:

The cost of detention varies for each individual based on criminal status, facility type, length of detention stay, and geographic region. ICE utilizes an analytical model which projects the average daily cost for adult beds based on direct costs, including bed and guard costs, detainee healthcare costs, and other direct costs. ICE calculates the custody requirement by multiplying the projected ADP by the average daily bed rate and the number of days in the year.

### Adult Beds:

In FY 2023, ICE projects that the average daily rate for direct costs will total \$148.62 for adult beds. Consistent with OMB Circular A-87, ICE defines direct costs as costs directly attributable to a noncitizen in ICE custody. Direct costs include detention bed/guard contracts, healthcare, and other costs directly tied to implementing the detention program. Examples of other direct costs include welfare (clothing and other materials), provisions (food, beverages, and cooking materials), detainee pay, telecommunications services, utilities, operation and maintenance of facilities, supplies, equipment, postage, and miscellaneous contractual services such as inspection contracts. As shown in the table below, the overall bed rate in FY 2023 is projected to increase as a result of the 5-year regression analysis. The projected Health Care and Other Direct costs are projected using historical actuals from FY 2015 to FY 2019 that follows the overall trend and accounts for year-to-year volatility.

Historic and Projected Adult Bed Costs	FY 2021 Enacted	FY 2022 President’s Budget	FY 2023 President’s Budget
Bed/Guard Costs	\$121.56	\$121.56	\$134.41
Health Care Costs	\$17.31	\$17.31	\$7.59
Other Direct Costs	\$3.57	\$3.57	\$6.62
<b>Total Bed Rate</b>	<b>\$142.44</b>	<b>\$142.44</b>	<b>\$148.62</b>

Note: Beginning in FY 2019, indirect costs were shifted to EWC as a result of the FY 2019 SWC realignment and are therefore not shown in FY 2021 and FY 2022.



ICE houses detainees in several types of detention facilities. The projected direct costs associated with housing detainees for FY 2023 are shown by facility type in the table below:

<b>Cost Element</b>	<b>Service Processing Center (SPC)</b>	<b>Contract Detention Facility (CDF)</b>	<b>Dedicated Inter-Governmental Service Agreements (DIGSA)</b>	<b>Inter-Governmental Service Agreements (IGSA)</b>	<b>U.S. Marshals Agreements (USMS IGA)</b>	<b>Other Facilities</b>	<b>Average Cost (Weighted by ADP)</b>
Bed/Guard	\$263.51	\$163.75	\$78.93	\$115.76	\$183.20	\$106.11	\$134.41
Healthcare	\$7.59	\$7.59	\$7.59	\$7.59	\$7.59	\$7.59	\$7.59
Other Direct	\$8.87	\$7.45	\$4.49	\$7.35	\$7.35	\$8.76	\$6.62
<b>Total</b>	<b>\$279.97</b>	<b>\$178.79</b>	<b>\$91.01</b>	<b>\$130.70</b>	<b>\$198.14</b>	<b>\$122.46</b>	<b>\$148.62</b>

Types of Other Facilities are described in the table below. ICE ADP is provided for each type.

<b>Type of Other Facilities</b>	<b>Description</b>	<b>ADP</b>
Bureau of Prisons (BOP) Facility	Facility operated by/under the management of the Federal BOP	33
Hold Facility	Holding facility	58
Hospital Facility	Medical facility	40
Juvenile Facility	IGSA facility capable of housing juveniles (separate from adults) for a temporary period of time	4
Staging Facility	Facility used for Staging purposes	266
Other Facility	Facilities including but not limited to transportation-related facilities, hotels and/or other short-term facilities	30
<b>Total</b>		<b>431</b>

The ICE detention network is organized into 24 Areas of Responsibility (AORs). The direct costs associated with housing detainees are shown by AOR in the following table.

**Enforcement and Removal Operations – PPA**

**Custody Operations – PPA II**

<b>FY 2023 Adult Bed Rate by AOR</b>					
<b>AOR</b>	<b>Bed / Guard Costs</b>	<b>Healthcare Costs</b>	<b>Other Direct Costs</b>	<b>Total Direct Costs</b>	<b>ADP</b>
Atlanta (ATL)	\$114.13	\$7.59	\$5.64	\$127.36	2,118
Baltimore (BAL)	\$63.05	\$7.59	\$5.61	\$76.25	55
Boston (BOS)	\$85.76	\$7.59	\$5.61	\$98.96	370
Buffalo (BUF)	\$182.74	\$7.59	\$5.61	\$195.94	430
Chicago (CHI)	\$80.89	\$7.59	\$5.61	\$94.09	813
Dallas (DAL)	\$55.07	\$7.59	\$5.61	\$68.27	1,610
Denver (DEN)	\$232.04	\$7.59	\$15.84	\$255.47	431
Detroit (DET)	\$85.03	\$7.59	\$6.59	\$99.21	503
El Paso (ELP)	\$198.06	\$7.59	\$6.47	\$212.12	879
Houston (HOU)	\$188.08	\$7.59	\$5.70	\$201.37	1,029
Los Angeles (LOS)	\$325.08	\$7.59	\$5.61	\$338.28	573
Miami (MIA)	\$154.60	\$7.59	\$5.61	\$167.80	1,858
Newark (NEW)	\$143.72	\$7.59	\$5.61	\$156.92	506
New Orleans (NOL)	\$86.00	\$7.59	\$5.61	\$99.20	3,664
New York (NYC)	\$93.85	\$7.59	\$5.61	\$107.05	495
Philadelphia (PHI)	\$120.34	\$7.59	\$5.66	\$133.59	745
Phoenix (PHO)	\$98.81	\$7.59	\$6.55	\$112.95	2,213
Seattle (SEA)	\$276.01	\$7.59	\$5.61	\$289.21	507
San Francisco (SFR)	\$516.04	\$7.59	\$13.59	\$537.22	308
Salt Lake City (SLC)	\$85.08	\$7.59	\$5.61	\$98.28	476
San Antonio (SNA)	\$135.87	\$7.59	\$6.12	\$149.58	3,259
San Diego (SND)	\$189.08	\$7.59	\$16.67	\$213.34	1,187
St. Paul (SPM)	\$78.36	\$7.59	\$5.61	\$91.56	521
Washington (WAS)	\$169.50	\$7.59	\$5.71	\$182.80	450

**Enforcement and Removal Operations – PPA**

**Custody Operations – PPA II**

<b>FY 2023 Adult Bed Rate by AOR</b>					
<b>AOR</b>	<b>Bed / Guard Costs</b>	<b>Healthcare Costs</b>	<b>Other Direct Costs</b>	<b>Total Direct Costs</b>	<b>ADP</b>
<b>Average (weighted by ADP)</b>	<b>\$134.41</b>	<b>\$7.59</b>	<b>\$6.62</b>	<b>\$148.62</b>	<b>25,000</b>

1 - Majority of Healthcare costs for facilities centrally managed rather than by AOR or Facility Type.

The following table summarizes the distribution of bed funding across Custody Operations and fee accounts.

<b>FY 2023 Adult Bed Summary</b> <i>(Dollars in Thousands)</i>	<b>Adult Beds</b>	
<b>Appropriation</b>	<b>ADP</b>	<b>Funding</b>
O&S Custody Operations	23,010	\$1,248,207
Immigration Inspection User Fees	1,253	\$67,971
Breached Bond Detention Fund	737	\$39,980
<b>FY 2023 Total</b>	<b>25,000</b>	<b>\$1,356,158</b>

**Family Residential Center Beds:**

FFP contracts are used for detention beds, guard services, and healthcare at ICE’s three FRCs located in South Texas, Karnes County, TX and Berks County, PA. Since these contracts are fixed price, costs do not vary with the number of family unit detainees. The total cost reduction of \$271.1M in FY 2023 will retire these FRC contracts for family beds, eliminating Family ADP. The table below shows the break-out of these costs.

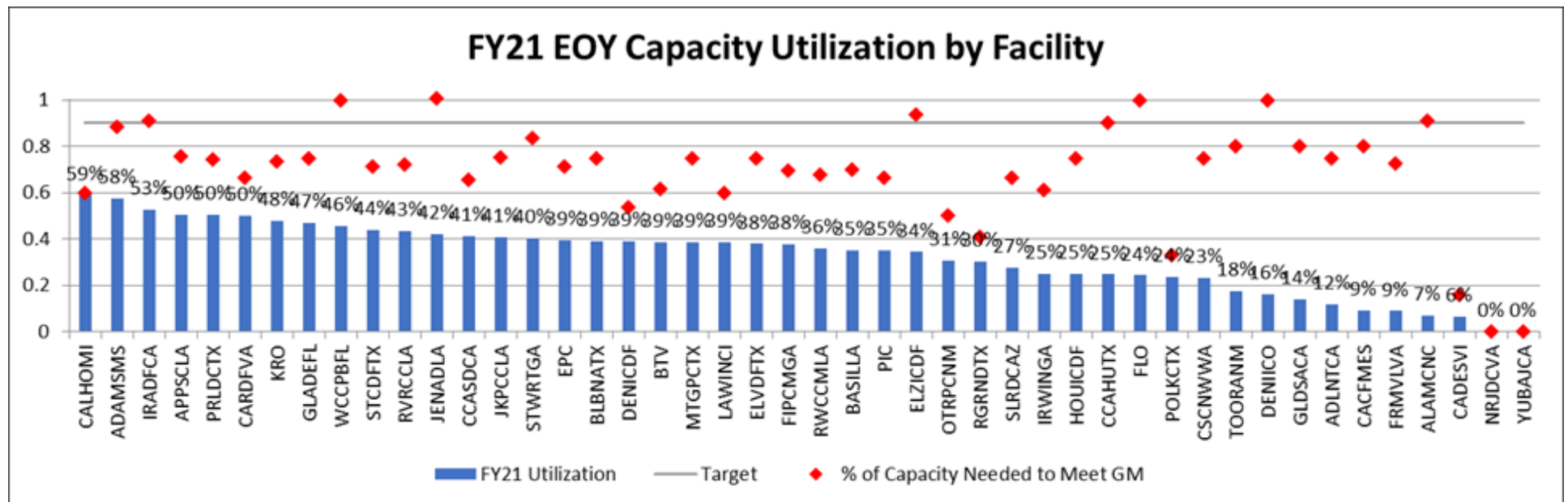
<b>FFP Contract Costs</b> <i>(Dollars in Thousands)</i>	<b>FY 2021 Actual</b>	<b>FY 2022 Projected</b>	<b>FY 2023 Projected</b>
South Texas FRC with Healthcare	\$188,773	\$183,592	-
Karnes County FRC with Healthcare	\$65,989	\$75,695	-
Berks County FRC with Healthcare	\$12,769	\$11,775	-
FY 2021 Family Beds Expansion <sup>1</sup>	\$86,947	n/a	-
Other Direct Costs	\$3,531	n/a	-
<b>Total Cost</b>	<b>\$358,009</b>	<b>\$271,062</b>	<b>\$0</b>

1 - Represents the San Antonio, TX Endeavors contract awarded in March 2021.

**Detention Capacity Utilization:**

ICE’s current classification system requires that detainees be protected from harm through the assignment of housing with individuals of similar background and criminal history. This classification system ensures the safe and orderly operation of detention facilities and protects staff and detainees from harm. Filling every available bed in a detention facility would necessitate housing detainees of varied threat levels together, posing serious safety concerns for detainees, officers, staff, and facility owners. ICE consequently maintains a target utilization rate of about 85 to 90 percent of total facility capacity, including 100 percent usage of all guaranteed-minimum (GM) beds. However, during FY 2020 and FY 2021, the effects of COVID-19 on ICE operations and the immigration landscape have greatly decreased bed utilization across all the ERO detention portfolio. This target utilization also allows for flexibility to respond to emergencies or other unforeseen circumstances that might require immediate availability of detention beds (e.g., charter flight cancellations, surges, or smuggling loads). ICE will always make safety and security the primary operational concern at all facilities, including GM facilities.

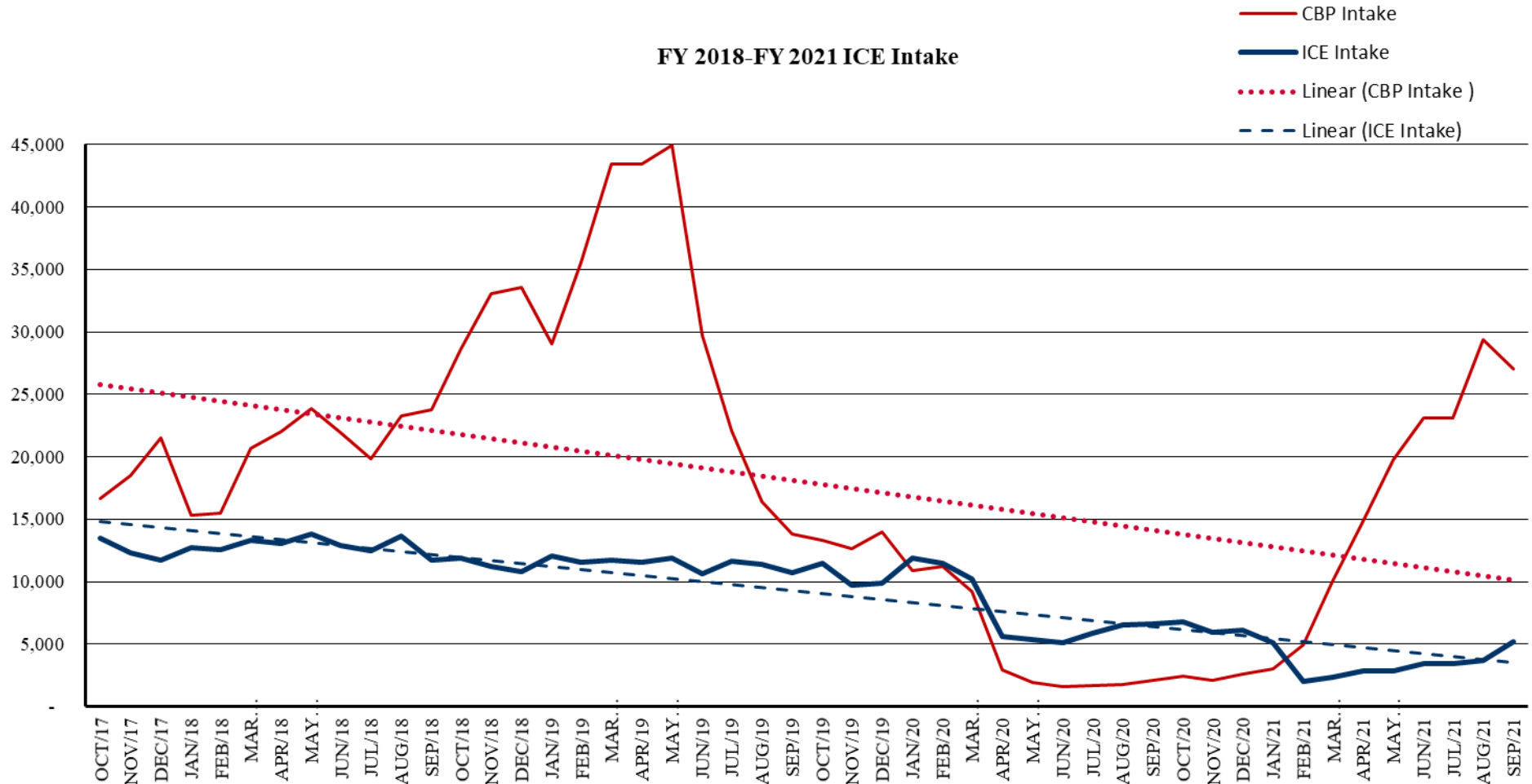
As the following graph demonstrates, COVID-19 and subsequent new enforcement priorities has impacted detention levels in FY 2021. ICE’s FY 2022 funding maintains ICE’s ability to effectively manage fluctuations in its detainee population within current enforcement guidelines.



**Detention Capacity Requirements:**

As shown in the following graph, ICE intake was a factor of approximately three times CBP intake by the end of FY 2020, but by the end of FY 2021 CBP’s intake is nearly six times that of ICE’s. Both ICE and CBP intake metrics can be volatile and is sensitive to geopolitical events, environmental factors, and policy decisions beyond either Agency’s control. Given this uncertainty, a continuing requirement exists for a sustained investment in detention capacity. ICE’s FY 2022 ADP estimate may change due to the difficulty of projecting ADP related to CBP intake nearly two years in advance.

**FY 2018-FY 2021 ICE Intake**



Custody Operations anticipates the following developments to impact detention capacity and funding requirements in FY 2023:

Population and Migration Fluctuations and Interior Enforcement Activity: Migration patterns vary depending on political and economic trends in foreign countries, particularly those in the Southern Hemisphere. In FY 2021, CBP SWB Encounters reached 1,734,686, an increase of 279 percent from the FY 2020 level of 458,088. Furthermore, ICE arrests in FY 2020 totaled 103,603, charging document issuances totaled 78,816, and ICE detainers totaled 122,233. In FY 2021, ICE interior enforcement efforts were impacted by the COVID-19 pandemic and revisions to ERO's enforcement priorities. Accordingly, arrests, charging documents, and detainers were down with current totals at 74,082, 74,872, and 65,940 respectively. In FY 2023, ICE will continue to address immigration enforcement areas of priority, including migrant surges, and allocate law enforcement resources as efficiently as possible within current enforcement guidelines.

Probation and Parole: In compliance with departmental guidance, ICE has taken a more aggressive posture on parole, placing the burden on noncitizens to prove they are not flight risks or dangers to the community before being released on parole. By better screening and vetting of potential parolee candidates, probation and parole arrests totaled 2,290 in FY 2019. In FY 2020 probation and parole arrests totaled 1,256, a decrease of 45 percent from FY 2019 levels. In FY 2021, there were 724 probation and parole arrests and 686 criminal convictions, an increase of 11 percent from FY 2020 levels.

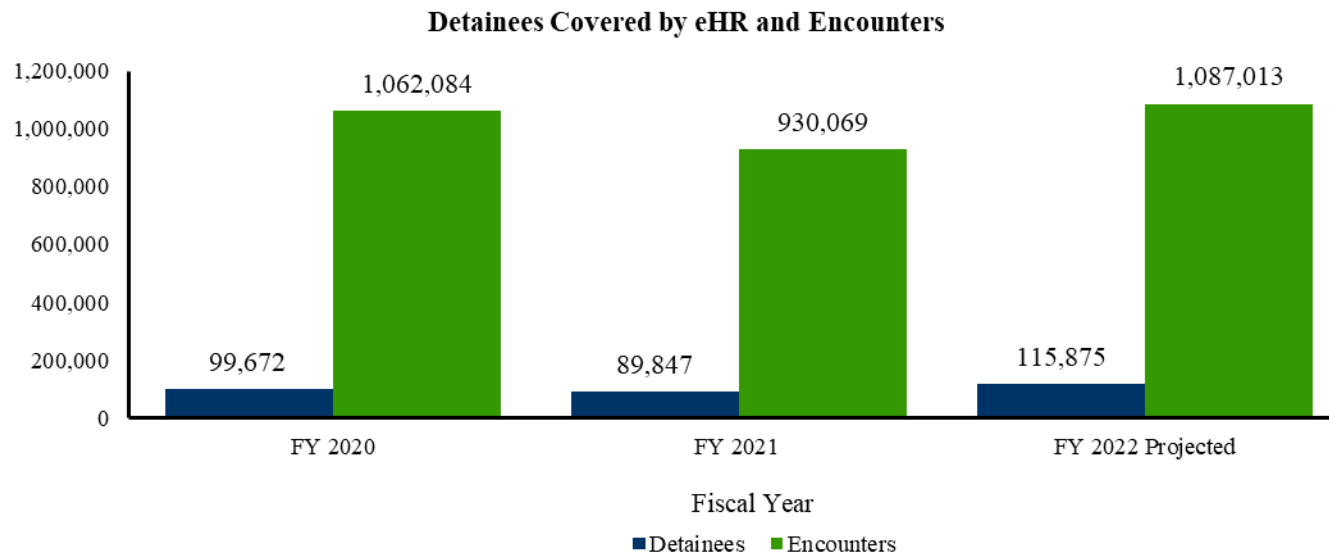
Detaining Criminal Noncitizens: ICE will prioritize detention and removal based on the noncitizen threat to national security, border security, and public safety, based on the Civil Immigration Enforcement and Removal Priorities guidance. In FY 2021, ICE removed 39,149 criminal noncitizens, a 62 percent decrease from FY 2020 criminal noncitizen removal figure of 103,762.

Average Length of Stay (ALOS): In FY 2021, the ICE ALOS was 43.1 days, a decrease of 32.1 percent from FY 2020 levels, but an increase of 25.7 percent above FY 2019 levels. The overall ALOS varies due to the mix of outcomes from border encounters and interior enforcement activities, and the proportion of cases that result from each. CBP-encountered cases generally have lower lengths of stay due to expedited removals and decreased instances of cases requiring a hearing, whereas interior criminal cases are typically more complicated and many are not subject to expedited removal.

Central American Population: Immigrants from countries other than Mexico spend more time in the detention system compared to arrivals from Mexico due to their claims for protection, which require more time to adjudicate. In FY 2021, the Mexican ALOS was 35.6 days compared to 70.4, 61.2, and 42.5 days for El Salvador, Guatemala, and Honduras respectively. Travel documents required for removal also take longer to acquire from these countries than they do from Mexico. To address this, the Electronic Nationality Verification Program (ENV) was significantly expanded in July 2019 and is designed to return nationals of the participating countries in an expeditious manner by verifying the nationality electronically versus the traditional manner of having a travel document issued by a consular official. Currently, Guatemala, El Salvador, and Honduras (Northern Triangle Countries) are active participating nations.

**ICE Health Service Corps (IHSC)**

IHSC provides the safe delivery of high-quality health care to those in ICE custody. In FY 2021, IHSC provided direct care to detainees housed at 21 designated facilities throughout the Nation, to include medical, dental, mental health care, and public health services. IHSC manages health care services at these facilities via an electronic health records system (eHR) that allows IHSC to maintain patient files, perform analytics and reporting, and ensure high quality care. Health care at non-IHSC-staffed detention facilities is managed either on-site by the contracted detention vendor or its subcontractor. These costs are included in the overall detention contract, or are off-site expenses, where costs are processed by the VA Finance Services Center (FSC), approved by IHSC, and paid by ICE. Through field medical coordinators, IHSC provides case management and health oversight for detainees housed at these facilities and is responsible for initial detainee screenings for COVID-19, and communicable diseases like tuberculosis, chronic disease management, and referrals for off-site medical treatment. The graph below displays the FY 2021 number of detainees covered by eHR at the 21 IHSC-staffed facilities, as well as the total number of encounters these ICE detainees have with IHSC medical personnel. Encounters represent the number of medical procedures performed on ICE detainees. A single detainee may incur more than one encounter or require more than one procedure. In FY 2021, IHSC encountered 89,847 individuals for a total of 930,069 encounters. The following procedures were conducted: 53,727 physical examinations; 89,847 intake screenings; and 13,622 emergency room and off-site referrals. IHSC also conducted an additional 8,497 dental visits, 12,041 urgent care visits, 78,202 sick call visits, 46,496 mental health interventions, and filled 179,334 prescriptions



Third Party Medical Care Provisioning: In FY 2021, IHSC oversaw health care for over 169,000 detainees housed in 148 non-IHSC-staffed facilities, totaling over 51,000 beds. The contracted detention vendor or its subcontractor manages health care at these non-IHSC-staffed facilities. These costs are included in the overall detention contract, or are off-site expenses, where costs are processed by the Veterans Affairs (VA) Finance Services Center (FSC), approved by IHSC, and paid by ICE.

Revising the Detention System: On December 18, 2019, ICE released National Detention Standards (NDS) 2019. These standards took effect on March 1, 2020 and supersede the NDS 2000. This updated version of the NDS, designed for non-dedicated facilities, streamlines many of the original requirements and provides additional requirements to account for important changes in relevant law, policy, and practice similar to the Performance Based National Detention Standards 2011. Key changes include streamlining of standards for, *Food Service, Environmental Health and Safety, Security Inspections, and Voluntary Work Program*. The NDS 2000 standards regarding administrative and disciplinary special management units were combined, descriptions of ICE’s responsibilities and commitments to its detainees were removed, and areas where language access is particularly important were highlighted throughout the updated standards. Additionally, three new standards were added: *Searches of Detainees*, which was reserved in NDS 2000; *Sexual Abuse and Assault Prevention and Intervention*, which fully implements facility requirements in the DHS Final Rule, 6 CFR Part 115, *Standards to Prevent, Detect and Respond to Sexual Abuse and Assault in Confinement Facilities* (March 7, 2014), also known as DHS Prison Rape Elimination Act (PREA); and *Disability Identification, Assessment and Accommodation*, which obligates facilities to provide detainees with disabilities the accommodations, auxiliary aides and modifications to policies, practices and/or procedures to allow them equal opportunity to access, participate in, or benefit from detention programs, services, and activities. ICE plans to continue to revise and streamline the current detention standards and oversight system on an as-needed basis.

Implementing DHS Prison Rape Elimination Act (PREA) Regulations: DHS PREA regulations require that all new, renewed, or substantively modified detention facility contracts incorporate PREA standards. As of the end of FY 2020, ICE has incorporated DHS PREA standards into contracts at facilities covering approximately 94 percent of the ICE ADP (this excludes ICE ADP at USMS and BOP facilities, which are obligated to comply with DOJ PREA regulations). ICE OPR, in coordination with other Agency programs and with CBP, solicited and secured a third-party contract vendor to perform audits, which began in February 2017. In FY 2020, OPR published 14 audit reports, and fully completed nine of the anticipated 19 audits. Due to impacts presented by the COVID-19 pandemic, OPR initiated a contingency audit process (consisting of documentation reviews and remote interviews) for the remaining 10 audits, finalizing each of these phases in FY 2020; the on-site visits of these remaining 10 audits were completed in FY 2021. In fact, OPR facilitated the completion of 30 PREA audits in total for FY 2021, distributing all reports to ERO for further action, if required.



*Fugitive Operations – PPA Level II***Budget Comparison and Adjustments****Comparison of Budget Authority and Request***(Dollars in Thousands)*

	FY 2021 Enacted			FY 2022 President's Budget			FY 2023 President's Budget			FY 2022 to FY 2023 Total Changes		
	Pos.	FTE	Amount	Pos.	FTE	Amount	Pos.	FTE	Amount	Pos.	FTE	Amount
Fugitive Operations	792	783	\$145,141	792	783	\$146,660	792	783	\$152,502	-	-	\$5,842
<b>Total</b>	<b>792</b>	<b>783</b>	<b>\$145,141</b>	<b>792</b>	<b>783</b>	<b>\$146,660</b>	<b>792</b>	<b>783</b>	<b>\$152,502</b>	-	-	<b>\$5,842</b>
Subtotal Discretionary - Appropriation	792	783	\$145,141	792	783	\$146,660	792	783	\$152,502	-	-	\$5,842

**PPA Level II Description**

Fugitive Operations identifies, locates, and arrests removable noncitizens present in the United States. The National Fugitive Operations Program (NFOP) performs its duties to apprehend individuals who present a heightened threat to national security and public safety, such as transnational gang members, child sex offenders, and noncitizens with prior convictions for violent crimes. Fugitive arrests require more time and resources than the custodial arrests enacted by the Criminal Apprehension Program. To affect a fugitive arrest, officers must investigate a fugitive's physical location and status, surveil that location to identify the fugitive, and develop a plan for arrest. Due to the increased risk associated with fugitive arrests, Fugitive Operations requires officers to conduct arrests in large teams, which increases costs and workload requirements for each arrest. In FY 2021, the NFOP components combined to make 10,013 arrests, of which 50 percent had prior criminal convictions.

## Fugitive Operations – PPA Level II Summary of Budget Changes

*(Dollars in Thousands)*

	Positions	FTE	Amount
<b>FY 2021 Enacted</b>	<b>792</b>	<b>783</b>	<b>\$145,141</b>
<b>FY 2022 President's Budget</b>	<b>792</b>	<b>783</b>	<b>\$146,660</b>
<b>FY 2023 Base Budget</b>	<b>792</b>	<b>783</b>	<b>\$146,660</b>
<b>Total Technical Changes</b>	-	-	-
<b>Total Transfers</b>	-	-	-
Civilian Pay Raise Total	-	-	\$4,908
Annualization of Prior Year Pay Raise	-	-	\$934
<b>Total Pricing Changes</b>	-	-	<b>\$5,842</b>
<b>Total Adjustments-to-Base</b>	-	-	<b>\$5,842</b>
<b>FY 2023 Current Services</b>	<b>792</b>	<b>783</b>	<b>\$152,502</b>
<b>Total Program Changes</b>	-	-	-
<b>FY 2023 Request</b>	<b>792</b>	<b>783</b>	<b>\$152,502</b>
<b>FY 2022 TO FY 2023 Change</b>	-	-	<b>\$5,842</b>

**Fugitive Operations – PPA Level II  
Personnel Compensation and Benefits**

**Pay Summary**  
*(Dollars in Thousands)*

	FY 2021 Enacted				FY 2022 President's Budget				FY 2023 President's Budget				FY 2022 to FY 2023 Total			
	Pos.	FTE	Amount	Rate	Pos.	FTE	Amount	Rate	Pos.	FTE	Amount	Rate	Pos.	FTE	Amount	Rate
Fugitive Operations	792	783	\$137,299	\$175.35	792	783	\$141,347	\$180.52	792	783	\$147,189	\$187.98	-	-	\$5,842	\$7.46
<b>Total</b>	<b>792</b>	<b>783</b>	<b>\$137,299</b>	<b>\$175.35</b>	<b>792</b>	<b>783</b>	<b>\$141,347</b>	<b>\$180.52</b>	<b>792</b>	<b>783</b>	<b>\$147,189</b>	<b>\$187.98</b>	<b>-</b>	<b>-</b>	<b>\$5,842</b>	<b>\$7.46</b>
Subtotal Discretionary - Appropriation	792	783	\$137,299	\$175.35	792	783	\$141,347	\$180.52	792	783	\$147,189	\$187.98	-	-	\$5,842	\$7.46

The FTE Rate calculation does not include Object Class 11.8-Special Personal Services Payments or 13.0-Benefits for Former Personnel

**Pay by Object Class**  
*(Dollars in Thousands)*

	FY 2021 Enacted	FY 2022 President's Budget	FY 2023 President's Budget	FY 2022 to FY 2023 Change
11.1 Full-time Permanent	\$70,594	\$72,744	\$75,751	\$3,007
11.3 Other than Full-time Permanent	\$42	\$43	\$44	\$1
11.5 Other Personnel Compensation	\$24,148	\$24,883	\$25,912	\$1,029
12.1 Civilian Personnel Benefits	\$42,515	\$43,677	\$45,482	\$1,805
<b>Total - Personnel Compensation and Benefits</b>	<b>\$137,299</b>	<b>\$141,347</b>	<b>\$147,189</b>	<b>\$5,842</b>
<b>Positions and FTE</b>				
Positions - Civilian	792	792	792	-
FTE - Civilian	783	783	783	-

**Pay Cost Drivers**

	FY 2021 Enacted			FY 2022 President's Budget			FY 2023 President's Budget			FY 2022 to FY 2023 Total Changes		
	FTE	Amount	Rate	FTE	Amount	Rate	FTE	Amount	Rate	FTE	Amount	Rate
Detention and Deportation Officers (DDOs)	628	\$122,883	\$195.67	628	\$126,506	\$201.44	628	\$131,734	\$209.77	-	\$5,228	\$8.32
Non-LEOs	155	\$14,416	\$93.01	155	\$14,841	\$95.75	155	\$15,455	\$99.71	-	\$614	\$3.96
<b>Total - Pay Cost Drivers</b>	<b>783</b>	<b>\$137,299</b>	<b>\$175.35</b>	<b>783</b>	<b>\$141,347</b>	<b>\$180.52</b>	<b>783</b>	<b>\$147,189</b>	<b>\$187.98</b>	<b>-</b>	<b>\$5,842</b>	<b>\$7.46</b>

**Explanation of Pay Cost Drivers**

**Detention and Deportation Officers (DDOs)** The DDOs make up Fugitive Operations Teams that identify, locate, and arrest fugitive noncitizens. The increase from FY 2022 to FY 2023 is due to FY 2023 Pricing Changes, including the 2023 Pay Raise and the Annualization of the 2022 Pay Raise.

**Non-LEOs:** DDOs are enabled by non-LEOs who provide mission support in the form of file development, target analysis, and criminal history verifications. Non-LEOs also ensure that DDOs receive sufficient support to maximize their effectiveness. The increase from FY 2022 to FY 2023 is due to FY 2023 Pricing Changes, including the 2023 Pay Raise and the Annualization of the 2022 Pay Raise.

**Fugitive Operations – PPA Level II  
Non Pay Budget Exhibits**

**Non Pay Summary**  
*(Dollars in Thousands)*

	<b>FY 2021 Enacted</b>	<b>FY 2022 President's Budget</b>	<b>FY 2023 President's Budget</b>	<b>FY 2022 to FY 2023 Change</b>
Fugitive Operations	\$7,842	\$5,313	\$5,313	-
<b>Total</b>	<b>\$7,842</b>	<b>\$5,313</b>	<b>\$5,313</b>	-
Subtotal Discretionary - Appropriation	\$7,842	\$5,313	\$5,313	-

**Non Pay by Object Class**  
*(Dollars in Thousands)*

	<b>FY 2021 Enacted</b>	<b>FY 2022 President's Budget</b>	<b>FY 2023 President's Budget</b>	<b>FY 2022 to FY 2023 Change</b>
21.0 Travel and Transportation of Persons	\$521	\$268	\$268	-
22.0 Transportation of Things	\$94	\$94	\$94	-
23.2 Rental Payments to Others	\$27	\$27	\$27	-
23.3 Communications, Utilities, & Miscellaneous	\$283	\$283	\$283	-
25.1 Advisory & Assistance Services	\$466	\$466	\$466	-
25.2 Other Services from Non-Federal Sources	\$3,197	\$2,059	\$2,059	-
25.7 Operation & Maintenance of Equipment	\$1,700	\$1,068	\$1,068	-
26.0 Supplies & Materials	\$1,303	\$797	\$797	-
31.0 Equipment	\$251	\$251	\$251	-
<b>Total - Non Pay Budget Object Class</b>	<b>\$7,842</b>	<b>\$5,313</b>	<b>\$5,313</b>	-

### Non Pay Cost Drivers

	FY 2021 Enacted	FY 2022 President's Budget	FY 2023 President's Budget	FY 2022 to FY 2023 Total Changes
Fugitive Operations Contracts	\$1,823	\$3,632	\$3,632	-
Equipment	\$1,951	\$1,319	\$1,319	-
Travel	\$615	\$362	\$362	-
Other Costs	\$3,453	-	-	-
<b>Total - Non-Pay Cost Drivers</b>	<b>\$7,842</b>	<b>\$5,313</b>	<b>\$5,313</b>	<b>-</b>

#### Explanation of Non-Pay Cost Drivers

**Fugitive Operations Contracts:** Fugitive Operations contracts provide advanced data analytics, data processing, and data access services. Specific contracts include but are not limited to: Lexis/Nexis - National Crime Analysis and Targeting Center (NCATC), Thomson Reuters Special Services (TRSS), and ThunderCat. Funding was maintained from FY 2022 to FY 2023.

**Equipment:** Biometric readers are significant tools to enhance public safety by aiding the officer's capability to identify priority targets and verify their identities in the field. These and other equipment for Fugitive Operations officers are a primary expense for their mission and are derived from costs associated with immigration enforcement expertise in coordination with State and local law enforcement and participation in interagency task forces. Funding was maintained from FY 2022 to FY 2023.

**Travel:** Travel by prior year and current year hires, associated with mission critical travel (e.g., Mobile Criminal Alien Teams (MCATs)) and/or surges (e.g., Operation Cross Check, Operation Sex Offender Alien Removal) in order to apprehend fugitive and criminals at-large. Funding was maintained from FY 2022 to FY 2023.

**Other Costs:** Other Costs include one-time charges (e.g., furniture, uniforms, phones, O&M for vehicles) to hire additional LEOs. No funding is requested in FY 2023.

---

## Budget Activities

Fugitive Operations funds the following programs:

### **Fugitive Operation Teams (FOTs):**

ERO has 129 FOTs concentrating on noncitizens who threaten public safety or national security. FOTs identify, locate, and arrest criminal noncitizens, gang members, and individuals who have violated U.S. immigration laws, including noncitizens who illegally re-entered the country after being removed, and those ordered removed by an IJ.

### **Probation and Parole:**

NFOP coordinates with Federal, State, and Local Parole and Probation Offices to identify, arrest, and remove foreign-born nationals who are released from incarceration (paroled) or who are placed on probation without being incarcerated, that are found to be in violation of immigration laws. In FY 2021, there were 724 probation and parole arrests, with 686 criminal convictions (95 percent), compared to 1,256 arrests and 1,211 convictions (96 percent) in FY 2020.

### **Transnational Law Enforcement Operations (TLEO):**

TLEO partners with international and U.S. law enforcement agencies (LEAs) to advance the law enforcement interests of the United States, to share criminal justice, humanitarian, and public safety information between U.S. law enforcement and its foreign counterparts, and to facilitate transnational investigative efforts that enhance the safety and security of the United States. TLEO develops and disseminates actionable real time intelligence data via investigative referrals on criminals and security threats who are violating U.S. Federal code and/or immigration laws to conduct criminal and/or violent activities, while exploiting international borders to elude law enforcement. TLEO operates within host agencies at great benefit to the ERO mission. All statistic data previously reported in this process belonged to the host agencies. In FY 2021, the total Foreign Fugitive Arrests made was 88.

### **National Criminal Analysis and Targeting Center (NCATC):**

The NCATC, the national enforcement operations center for the ERO Targeting Operations Division (TOD), supports ERO enforcement personnel by generating high-value criminal and intelligence analysis from a wide variety of sources. The NCATC identification and analysis services underpin the at-large enforcement initiatives of ICE Directorates and program offices which seek to identify, arrest, and remove priority noncitizens who pose a threat to community safety or national security.

Using technology and partnerships with domestic and international LEAs, interagency stakeholders, and regulatory and intelligence agencies, the NCATC analyzes large amounts of person-centric data to develop leads and investigative referrals and disseminate those leads to ICE field components. The NCATC prioritizes its resources for the investigation and generation of leads on members of transnational street gangs, sex offenders, and noncitizens with convictions for violent crimes and works with ICE field units, law enforcement task forces, and other Federal and international LEAs to provide stakeholders with thousands of referrals each year. In FY2021, the NCATC vetted targeting and investigative referrals on over 7.7 million individuals. The NCATC provides targeting and operational support for the following ongoing, multi-agency investigative and intelligence activities: Parole and Probation violators; ATD violators; Sex Offender Registration (SOR); Return to Sender; Operation No Safe Haven; Security Alliance for Fugitive Enforcement (SAFE); National Cross Check operations; and ERO's Most Wanted Program. The NCATC is responsible for the investigation of noncitizens referred to ICE by USCIS's Fraud Detection and National Security Directorate (FDNS) who have been convicted of, or are suspected of being convicted of, egregious crimes. Crimes include, but are not limited to murder, rape, sexual abuse of a minor, child pornography, trafficking of controlled substances, and offenses relating to explosive materials or firearms. The NCATC analyzes all Egregious Public Safety (EPS) referrals received from USCIS. By leveraging specialized training, experience, technology, and law enforcement partnerships, this immigration enforcement effort advances public safety and national security.

Since 2009, ERO's NCATC has partnered with the HSI Counterterrorism and Criminal Exploitation Unit (CTCEU) on the investigation of nonimmigrant visa violators. Once CTCEU has completed its internal vetting process, cases that fall outside of HSI's targeting parameters are forwarded to the NCATC; this amounts to approximately 800,000 cases annually. Upon receiving the pre-vetted case records from CTCEU, NCATC employs both automated and a manual review process that analyze a wide range of person-centric information from several DHS systems, to identify individuals that may pose a public safety risk.

Since 2013, SOR data has been received by the NCATC on a weekly basis. The data is processed for development of actionable leads which are then forwarded to the respective Field Offices. In FY 2021, NCATC generated and disseminated 388 SOR Initiative leads to ERO field offices. These leads resulted in 196 arrests.

NFOP conducts the following activities to increase criminal noncitizen arrests and improve investigative targeting:

- *Operation Cross Check*: Operation Cross Check is NFOP's flagship enforcement initiative targeting specific noncitizen populations, such as at-large criminals convicted of violent offenses, members of transnational criminal gangs, and convicted sex offenders. The specific nature of an Operation Cross Check effort may be predicated on national events or situations unique to a particular AOR, requests by ICE counterparts or other agencies, or directives from an ERO component. Despite the unprecedented challenges encountered due to the impacts of the COVID-19 pandemic during FY 2021, Cross Check operations made 5,840 arrests of which 70 percent (4,099) resulted in a criminal conviction.



- *Most Wanted Program:* The Most Wanted Program aids ICE in the location and arrest of dangerous fugitives and at-large criminal noncitizens, develops community support by providing visibility and fostering awareness of ERO’s public safety mission, and builds cooperative relationships with law enforcement partners through the exchange of mutually beneficial information aimed at removing these threats from local communities. In FY 2019, ERO arrested four noncitizens on ERO’s Top 10 Most Wanted list. During FY 2020, there were four additional arrests of ERO’s Top 10 Most Wanted. During FY 2021, ERO arrested seven noncitizens on ERO’s Top 10 Most Wanted List.

**Mobile Criminal Alien Teams (MCATs):**

MCATs assist with enforcement efforts in areas where the criminal noncitizen workload requires additional personnel, including where cooperation with local law enforcement is incongruent with ERO’s operational needs. MCATs conduct at-large field enforcement activities designed to investigate, locate, and arrest noncitizens for removal from the United States, especially criminal noncitizens who were released from the custody of jurisdictions that do not honor ICE detainers. There are several MCATs in locations in which ERO previously had no permanent presence, increasing public safety within these regions and eliminating the need for field offices to detail personnel to these underserved areas. MCATs are also ideally situated to address probation and parole enforcement leads. MCATs are assigned to 10 of the 24 ERO AORs. During FY 2021, MCATs made 428 arrests with a 70 percent criminal conviction rate (298).

**Special Response Teams (SRTs):**

SRTs are specialized teams that conduct high-risk enforcement actions and other specialized duties or activities, as authorized, in the furtherance of ICE’s immigration enforcement and public safety missions within the scope of ICE authorities. Certain ERO enforcement activities require specialized training, tactics, and equipment beyond those of the typical ERO enforcement officer to ensure safe and successful resolution of mission activities.

SRT enforcement actions include an elevated probability that an encounter will be made with an individual with a history of violence, or otherwise involve sensitive circumstances. These high-risk enforcement activities may include the service of high-risk warrants, high-risk transports, high profile removals, and special high-risk charter flights.

SRTs are now active in 22 of the 25 field offices, with two additional approved teams pending certification in FY 2023. During FY 2021, SRTs completed 443 missions. The mission activity breakdown includes 89 high-risk missions, 139 high-risk arrest warrants, 22 high-profile removals, 50 high-risk transports, and 143 security missions.

***Criminal Apprehension Program – PPA Level II***

**Budget Comparison and Adjustments**

**Comparison of Budget Authority and Request**

*(Dollars in Thousands)*

	FY 2021 Enacted			FY 2022 President's Budget			FY 2023 President's Budget			FY 2022 to FY 2023 Total Changes		
	Pos.	FTE	Amount	Pos.	FTE	Amount	Pos.	FTE	Amount	Pos.	FTE	Amount
Criminal Apprehension Program	1,689	1,651	\$278,422	1,689	1,651	\$284,161	1,689	1,651	\$295,056	-	-	\$10,895
<b>Total</b>	<b>1,689</b>	<b>1,651</b>	<b>\$278,422</b>	<b>1,689</b>	<b>1,651</b>	<b>\$284,161</b>	<b>1,689</b>	<b>1,651</b>	<b>\$295,056</b>	-	-	<b>\$10,895</b>
Subtotal Discretionary - Appropriation	1,689	1,651	\$278,422	1,689	1,651	\$284,161	1,689	1,651	\$295,056	-	-	\$10,895

**PPA Level II Description**

The Criminal Apprehension Program (CAP) supports the apprehends and removes criminal noncitizens who are at-large or incarcerated within Federal, State, and local prisons and jails noncitizen. CAP is responsible for screening and interviewing incarcerated noncitizens in over 4,300 local and State jails, and prisons throughout the United States. To identify individuals for screening, law enforcement agencies (LEAs) and correctional facilities provide ICE biometric and biographic leads. ICE then uses biometric information sharing and analysis to confirm the validity of these leads. Following confirmation, CAP issues documents explaining the violation, lodges a detainer to ensure the facility releases the criminal noncitizen to ICE and places the individual into removal proceedings. Apprehension of incarcerated noncitizens is more efficient and much safer than apprehension of those that are at-large.

## Criminal Apprehension Program – PPA Level II

### Summary of Budget Changes

*(Dollars in Thousands)*

	Positions	FTE	Amount
<b>FY 2021 Enacted</b>	1,689	1,651	\$278,422
<b>FY 2022 President's Budget</b>	1,689	1,651	\$284,161
<b>FY 2023 Base Budget</b>	1,689	1,651	\$284,161
<b>Total Technical Changes</b>	-	-	-
<b>Total Transfers</b>	-	-	-
Civilian Pay Raise Total	-	-	\$9,170
Annualization of Prior Year Pay Raise	-	-	\$1,725
<b>Total Pricing Changes</b>	-	-	<b>\$10,895</b>
<b>Total Adjustments-to-Base</b>	-	-	<b>\$10,895</b>
<b>FY 2023 Current Services</b>	1,689	1,651	<b>\$295,056</b>
<b>Total Program Changes</b>	-	-	-
<b>FY 2023 Request</b>	1,689	1,651	<b>\$295,056</b>
<b>FY 2022 TO FY 2023 Change</b>	-	-	<b>\$10,895</b>

**Criminal Apprehension Program – PPA Level II  
Personnel Compensation and Benefits**

**Pay Summary**  
*(Dollars in Thousands)*

	FY 2021 Enacted				FY 2022 President's Budget				FY 2023 President's Budget				FY 2022 to FY 2023 Total			
	Pos.	FTE	Amount	Rate	Pos.	FTE	Amount	Rate	Pos.	FTE	Amount	Rate	Pos.	FTE	Amount	Rate
Criminal Apprehension Program	1,689	1,651	\$253,694	\$153.66	1,689	1,651	\$264,070	\$159.95	1,689	1,651	\$274,965	\$166.54	-	-	\$10,895	\$6.60
<b>Total</b>	<b>1,689</b>	<b>1,651</b>	<b>\$253,694</b>	<b>\$153.66</b>	<b>1,689</b>	<b>1,651</b>	<b>\$264,070</b>	<b>\$159.95</b>	<b>1,689</b>	<b>1,651</b>	<b>\$274,965</b>	<b>\$166.54</b>	<b>-</b>	<b>-</b>	<b>\$10,895</b>	<b>\$6.60</b>
Subtotal Discretionary - Appropriation	1,689	1,651	\$253,694	\$153.66	1,689	1,651	\$264,070	\$159.95	1,689	1,651	\$274,965	\$166.54	-	-	\$10,895	\$6.60

The FTE Rate calculation does not include Object Class 11.8-Special Personal Services Payments or 13.0-Benefits for Former Personnel

**Pay by Object Class**  
*(Dollars in Thousands)*

	FY 2021 Enacted	FY 2022 President's Budget	FY 2023 President's Budget	FY 2022 to FY 2023 Change
11.1 Full-time Permanent	\$129,554	\$133,500	\$139,019	\$5,519
11.3 Other than Full-time Permanent	\$751	\$774	\$806	\$32
11.5 Other Personnel Compensation	\$41,541	\$42,806	\$44,576	\$1,770
12.1 Civilian Personnel Benefits	\$81,848	\$86,990	\$90,564	\$3,574
<b>Total - Personnel Compensation and Benefits</b>	<b>\$253,694</b>	<b>\$264,070</b>	<b>\$274,965</b>	<b>\$10,895</b>
<b>Positions and FTE</b>				
Positions - Civilian	1,689	1,689	1,689	-
FTE - Civilian	1,651	1,651	1,651	-

**Pay Cost Drivers**

	FY 2021 Enacted			FY 2022 President's Budget			FY 2023 President's Budget			FY 2022 to FY 2023 Total Changes		
	FTE	Amount	Rate	FTE	Amount	Rate	FTE	Amount	Rate	FTE	Amount	Rate
Detention and Deportation Officers (DDOs)	1,093	\$202,955	\$185.69	1,093	\$211,256	\$193.28	1,093	\$219,972	\$201.26	-	\$8,716	\$7.97
Non-LEOs	558	\$50,739	\$90.93	558	\$52,814	\$94.65	558	\$54,993	\$98.55	-	\$2,179	\$3.91
<b>Total - Pay Cost Drivers</b>	<b>1,651</b>	<b>\$253,694</b>	<b>\$153.66</b>	<b>1,651</b>	<b>\$264,070</b>	<b>\$159.95</b>	<b>1,651</b>	<b>\$274,965</b>	<b>\$166.54</b>	<b>-</b>	<b>\$10,895</b>	<b>\$6.60</b>

**Explanation of Pay Cost Drivers**

**Detention and Deportation Officers (DDOs):** CAP DDOs apprehend and remove at-large criminal noncitizens and criminal noncitizens incarcerated within Federal, State, and local prisons and jails in the United States. The increase from FY 2022 to FY 2023 is due to FY 2023 Pricing Changes, including the 2023 Pay Raise and the Annualization of the 2022 Pay Raise.

**Non- LEOs:** Non-LEOs assist with mission-critical administrative functions, such as data and records management, to enable DDOs to process an increased number of administrative removals. The increase from FY 2022 to FY 2023 is due to FY 2023 Pricing Changes, including the 2023 Pay Raise and the Annualization of the 2022 Pay Raise.

**Criminal Apprehension Program – PPA Level II**  
**Non Pay Budget Exhibits**

**Non Pay Summary**  
*(Dollars in Thousands)*

	<b>FY 2021 Enacted</b>	<b>FY 2022 President's Budget</b>	<b>FY 2023 President's Budget</b>	<b>FY 2022 to FY 2023 Change</b>
Criminal Apprehension Program	\$24,728	\$20,091	\$20,091	-
<b>Total</b>	<b>\$24,728</b>	<b>\$20,091</b>	<b>\$20,091</b>	<b>-</b>
Subtotal Discretionary - Appropriation	\$24,728	\$20,091	\$20,091	-

**Non Pay by Object Class**  
*(Dollars in Thousands)*

	<b>FY 2021 Enacted</b>	<b>FY 2022 President's Budget</b>	<b>FY 2023 President's Budget</b>	<b>FY 2022 to FY 2023 Change</b>
21.0 Travel and Transportation of Persons	\$1,661	\$1,197	\$1,197	-
22.0 Transportation of Things	\$186	\$186	\$186	-
23.2 Rental Payments to Others	\$9	\$9	\$9	-
23.3 Communications, Utilities, & Miscellaneous	\$1,013	\$781	\$781	-
25.1 Advisory & Assistance Services	\$10,221	\$8,367	\$8,367	-
25.2 Other Services from Non-Federal Sources	\$2,638	\$2,174	\$2,174	-
25.3 Other Purchases of goods and services	\$101	\$101	\$101	-
25.4 Operations & Maintenance of Facilities	\$1	\$1	\$1	-
25.7 Operation & Maintenance of Equipment	\$1,200	\$968	\$968	-
25.8 Subsistence and Support of Persons	\$2	\$2	\$2	-
26.0 Supplies & Materials	\$7,436	\$6,045	\$6,045	-
31.0 Equipment	\$260	\$260	\$260	-
<b>Total - Non Pay Budget Object Class</b>	<b>\$24,728</b>	<b>\$20,091</b>	<b>\$20,091</b>	<b>-</b>

### Non Pay Cost Drivers

	FY 2021 Enacted	FY 2022 President's Budget	FY 2023 President's Budget	FY 2022 to FY 2023 Total Changes
LESA	\$15,984	\$11,330	\$11,330	-
Equipment	\$416	\$1,228	\$1,228	-
LESC	\$332	\$602	\$602	-
Travel	\$946	\$1,383	\$186	(\$1,197)
Other Costs	\$7,050	\$5,548	\$6,745	\$1,197
<b>Total - Non-Pay Cost Drivers</b>	<b>\$24,728</b>	<b>\$20,091</b>	<b>\$20,091</b>	<b>-</b>

#### Explanation of Non-Pay Cost Drivers

**Contracts – Project Management Support / Law Enforcement Systems and Analysis (LESA):** This cost driver includes the analysis of nationwide enforcement operations as well as coordination with State and local law enforcement jurisdictions to support immigration priorities. It is derived from costs associated with project management contract support to improve data analysis and technology of immigration policy. Funding was maintained from FY 2022 to FY 2023.

**Equipment:** This cost driver includes vehicles, radios, and other law enforcement equipment required by LEOs to carry out ICE’s mission. Funding was maintained from FY 2022 to FY 2023.

**Contracts – Law Enforcement Support Contract (LESC) / Field Offices Travel:** Contracts support nationwide enforcement operations as well as coordination with State and local law enforcement jurisdictions to support immigration priorities. The LESL provides LEAs with data, criminal intelligence, and other person-centric information regarding immigration status and criminal history of persons under investigation, in custody, or otherwise encountered. Funding was maintained from FY 2022 to FY 2023.

**Travel:** Travel includes operational travel within the interior of the United States for the arrest of at-large criminal noncitizens. It is derived from projected mission critical travel and/or surges to apprehend and arrest at-large criminal noncitizens. Funding was decreased between FY 2022 to FY2023.

**Other Costs:** Other Costs include one-time charges (i.e., furniture, uniforms, phones) to hire additional LEOs. Funding increased from FY 2022 to FY 2023.

## Budget Activities

CAP performs its duties in accordance with *Executive Order 13993: Revision of Civil Immigration Enforcement Policies and Priorities*, focusing enforcement efforts to ensure public safety and border security.

CAP leverages Secure Communities technology, which employ specialized IT systems to query FBI and DHS databases, to identify noncitizens and take enforcement actions. LEAs initiate integrated record checks of criminal history and immigration status for individuals in their custody and refer those who are of interest to ICE for further investigation. In addition to managing the referrals provided by over 4,300 LEAs via Secure Communities, ERO CAP Officers must also locate and interview unidentified criminal noncitizens through other channels and pursue Secure Communities leads lacking the information required to make identity or status determinations. Once cases of interest are identified, ERO Officers make a status determination, lodge detainers on those in LEA custody who are of interest to ICE, issue charging documents to initiate removal proceedings, and, upon release, arrest and transport the individuals into ICE custody.

The primary measures of CAP workload are noncitizens encounters, charging documents issued, and apprehensions made. These include both actions taken against those in LEA custody and those at-large. Physical removals from the United States measure the outcome of these actions.

### **287(g) Program:**

The 287(g) Program derives its authority under section 287(g) of the Immigration and Nationality Act. The Program facilitates the processing of noncitizens who are booked into a LEA's custody after being arrested for violation of a State or Local criminal law. Under a joint Memorandum of Agreement (MOA) with State and local LEAs, ICE cross-designates non-Federal LEOs as Designated Immigration Officers (DIOs) to perform specific immigration enforcement roles under the supervision of an ICE officer.

The 287(g) Program currently operates two models: The Jail Enforcement Model (JEM) and the Warrant Service Officer (WSO) Program. At the conclusion of FY 2021, JEM had a total of 68 signed MOAs, of which 63 were operational in 20 States. In FY 2021, the WSO Program had a total of 76 MOAs, of which 57 were operational in 11 different States. These programs are examples of coordination between ICE and the State and the local law enforcement agencies that comprise key parts of the larger homeland security enterprise. ICE recognizes the importance of its relationships with State and local law enforcement partners, and will continue to share information, and coordinate operations, with those partners in a way that best serves local needs and ICE's important national security and public safety missions. While the 287(g) program has yielded successes, ICE recognizes the program is not universally regarded as the most effective or appropriate model for all stakeholders or in every jurisdiction. Accordingly, ICE will maintain its authority to utilize 287(g) agreements, exercise strict oversight where such agreements operate, and will continually evaluate the overall effectiveness of the Program.



**Criminal History Information Sharing (CHIS):**

CHIS is an information sharing initiative between the U.S. Government and its international partners. Through CHIS, ICE provides its partners with valuable criminal conviction, identity, and gang information on noncitizens pending removal from the United States. In return, ICE receives otherwise inaccessible foreign conviction, identity documents, and gang data. These records assist in the identification and classification of additional noncitizens within ICE’s removal priorities and identifies foreign criminal wants and warrants of fugitives from foreign partners. The list of CHIS foreign partners consists of Bahamas, Cape Verde, the Dominican Republic, Ecuador, El Salvador, Guatemala, Honduras, Jamaica, Mexico, and the United Kingdom. CHIS is currently engaging with the governments of Australia, Brazil, and New Zealand in an effort to expand the program. Since 2015, CHIS has utilized an encrypted email platform to transmit biometric based and bi-directional criminal history information to CHIS foreign partners. The ICE Office of the Chief Information Officer (OCIO) is currently working on the modernization of the existing platform by creating a more secured web-based user interface which will greatly enhance bilateral communication between ICE and CHIS foreign partners. In FY 2021 CAP provided 33,266 outbound transmissions through CHIS (16,389 non-criminal notices and 16,877 criminal notices) to international law enforcement partners; CAP received 6,990 inbound transmissions that led to 56 international wants/warrants.

**Institutional Hearing and Removal Program (IHRP):**

The IHRP brings together ICE attorneys, ERO, BOP or State prisons, EOIR IJs, and USCIS in a system designed to expedite the removal process of incarcerated criminal noncitizens. IHRP’s objective is to complete the judicial and administrative removal proceedings prior to the completion of a noncitizen’s incarceration. This process reduces or eliminates the need for further detention once the inmate enters ICE custody for the purposes of removal. In FY 2021 IHRP made 3,975 administrative arrests and removed 2,799 noncitizens (70 percent).

**ERO Criminal Prosecutions (ECP):**

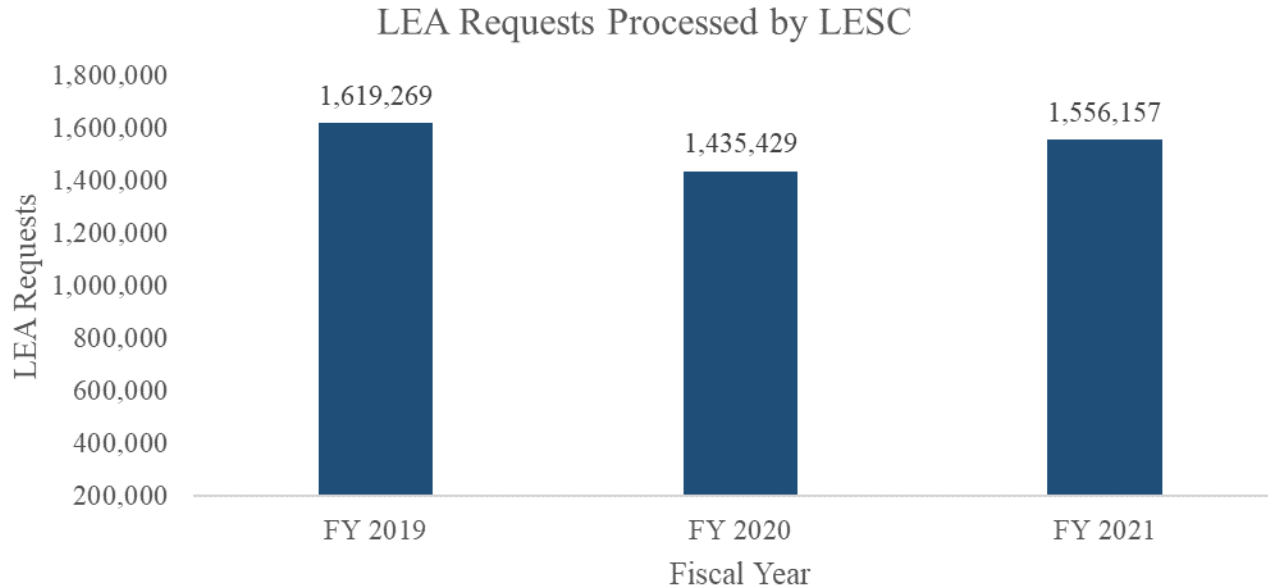
The ECP enforces penalties related to violations of the U.S. Criminal Code (USCC) discovered through ICE enforcement activities. The priority prosecution of criminal noncitizens offenders identified by ICE enforcement officers, in conjunction with the Offices of the U.S. Attorneys, enhances public safety and deters recidivism. In FY 2020, ECP enforcement resulted in 4,360 criminal arrests, 4,479 Federal indictments, and 5,397 criminal convictions. In FY 2021, ECP enforcement resulted in 2,312 criminal arrests, 2,344 Federal indictments, and 2,771 criminal convictions.

**Operational Footprint:**

In addition to the programs mentioned above, CAP is also responsible for management of the following operational centers, which support the identification and removal of criminal noncitizens:

Law Enforcement Support Center (LESC):

The LESL provides LEAs with data and intelligence, including information regarding immigration status and criminal history of persons under investigation, in custody, or otherwise encountered. The LESL operates 24 hours per day, 365 days per year. In addition, the LESL operates a call center, which provides LEAs with real time assistance over the phone. In FY 2020, the LESL processed 1,435,429 LEA request or identity and immigration status inquiries. In FY 2021, the LESL processed 1,556,157 LEA request or identity and immigration status inquiries.



LESL supports Federal, State, local, tribal, and international law enforcement partners, including INTERPOL and ICE Attaché offices, using the full range of DHS and other Federal intelligence resources. LESL also administers ICE records within the National Crime Information Center (NCIC), which plays a fundamental role in the Nation’s security and public safety and helps prevent gun violence by providing immigration status information to the FBI’s National Instant Criminal Background Check System (NICS) for Federal background checks on firearms purchases. Additionally, beginning January 1, 2018, the LESL entered a partnership with the HSI Tipline to investigate information received about removable noncitizens within the United States.

Pacific Enforcement Response Center (PERC):

PERC supports the ERO Los Angeles Field Office 24/7 and provides mission critical after-hours support to 17 additional field offices encompassing 42 States and two territories, delivering near real-time detainer issuance, intelligence support, and proactive, risk-based targeting of removable criminal noncitizens. PERC targeting focuses on those who pose a threat to national security and public safety. PERC disseminates real-time intelligence in the form of actionable leads associated with both in-custody and at-large criminal noncitizens. In FY 2020, PERC processed 203,875 Immigration Alien Responses (IAR), issued 16,953 detainers/notifications, and made 104,026 CAP and at-large referrals. During FY 2021, PERC processed 191,177 IARs, issued 19,352 detainers/notifications, and made 98,153 CAP and at-large referrals.

Criminal Apprehension Program Surge Enforcement Team (CAPSET):

CAPSET and CAP surge operations enable ERO field offices to “surge” environments whose target population outweighs local enforcement capabilities by drawing on personnel resources throughout the country. In FY 2021, ERO conducted three CAPSET operations targeting incarcerated noncitizens held in BOP facilities in the State of Texas, processing 426 noncitizen encounters, issuing 359 charging documents, and lodging 215 immigration detainers. CAPSET aims to accomplish the following:

- Increase the number of noncitizens identified and fully processed prior to their release from custody,
- Assist field offices in reducing in-custody target backlog and in reducing personnel assigned to the surge; and
- Identify best practices that may be replicated in other locations

*Alternatives to Detention – PPA Level II*

**Budget Comparison and Adjustments**

**Comparison of Budget Authority and Request**

*(Dollars in Thousands)*

	FY 2021 Enacted			FY 2022 President's Budget			FY 2023 President's Budget			FY 2022 to FY 2023 Total Changes		
	Pos.	FTE	Amount	Pos.	FTE	Amount	Pos.	FTE	Amount	Pos.	FTE	Amount
Alternatives to Detention	367	488	\$440,122	367	507	\$440,476	412	530	\$527,133	45	23	\$86,657
<b>Total</b>	<b>367</b>	<b>488</b>	<b>\$440,122</b>	<b>367</b>	<b>507</b>	<b>\$440,476</b>	<b>412</b>	<b>530</b>	<b>\$527,133</b>	<b>45</b>	<b>23</b>	<b>\$86,657</b>
Subtotal Discretionary - Appropriation	367	488	\$440,122	367	507	\$440,476	412	530	\$527,133	45	23	\$86,657

**PPA Level II Description**

Alternatives to Detention (ATD) supervises certain individuals using a combination of home and office visits, alert response, court tracking, and monitoring technology as an alternative to detention, allowing participating individuals to remain in their communities while their case are processed. ATD is a flight-mitigation tool that utilizes both technology and strong case management to increase compliance with release conditions and facilitates noncitizen compliance with court hearings and final orders of removal. Noncitizens may be eligible for ATD under certain conditions: participants must be 18 years of age or older, removable, and at some stage of an immigration proceedings (i.e., issued a Notice to Appear (NTA)). Those that pass a credible fear screening and do not present a public safety or flight risk may also be eligible. ATD provides a high level of supervision with the assistance of contractor support. Funding for ATD supports case management and the technology used to monitor and facilitate compliance with ATD supervision. It also funds facilitating activities to expand participation in case management services provided by non-government organizations and community partners.

## Alternatives to Detention – PPA Level II

### Summary of Budget Changes

*(Dollars in Thousands)*

	Positions	FTE	Amount
<b>FY 2021 Enacted</b>	<b>367</b>	<b>488</b>	<b>\$440,122</b>
<b>FY 2022 President's Budget</b>	<b>367</b>	<b>507</b>	<b>\$440,476</b>
<b>FY 2023 Base Budget</b>	<b>367</b>	<b>507</b>	<b>\$440,476</b>
<b>Total Technical Changes</b>	-	-	-
<b>Total Transfers</b>	-	-	-
Civilian Pay Raise Total	-	-	\$3,190
Annualization of Prior Year Pay Raise	-	-	\$579
<b>Total Pricing Changes</b>	-	-	<b>\$3,769</b>
<b>Total Adjustments-to-Base</b>	-	-	<b>\$3,769</b>
<b>FY 2023 Current Services</b>	<b>367</b>	<b>507</b>	<b>\$444,245</b>
Alternatives to Detention (ATD) Increase	-	-	\$75,000
Non-Detained Docket (NDD) Case Management	45	23	\$7,888
<b>Total Program Changes</b>	<b>45</b>	<b>23</b>	<b>\$82,888</b>
<b>FY 2023 Request</b>	<b>412</b>	<b>530</b>	<b>\$527,133</b>
<b>FY 2022 TO FY 2023 Change</b>	<b>45</b>	<b>23</b>	<b>\$86,657</b>

**Alternatives to Detention – PPA Level II  
Personnel Compensation and Benefits**

**Pay Summary**  
*(Dollars in Thousands)*

	FY 2021 Enacted				FY 2022 President's Budget				FY 2023 President's Budget				FY 2022 to FY 2023 Total			
	Pos.	FTE	Amount	Rate	Pos.	FTE	Amount	Rate	Pos.	FTE	Amount	Rate	Pos.	FTE	Amount	Rate
Alternatives to Detention	367	488	\$85,089	\$174.36	367	507	\$91,867	\$181.20	412	530	\$99,370	\$186.23	45	23	\$7,503	\$5.03
<b>Total</b>	<b>367</b>	<b>488</b>	<b>\$85,089</b>	<b>\$174.36</b>	<b>367</b>	<b>507</b>	<b>\$91,867</b>	<b>\$181.20</b>	<b>412</b>	<b>530</b>	<b>\$99,370</b>	<b>\$186.23</b>	<b>45</b>	<b>23</b>	<b>\$7,503</b>	<b>\$5.03</b>
Subtotal Discretionary - Appropriation	367	488	\$85,089	\$174.36	367	507	\$91,867	\$181.20	412	530	\$99,370	\$186.23	45	23	\$7,503	\$5.03

The FTE Rate calculation does not include Object Class 11.8-Special Personal Services Payments or 13.0-Benefits for Former Personnel

**Pay by Object Class**  
*(Dollars in Thousands)*

	FY 2021 Enacted	FY 2022 President's Budget	FY 2023 President's Budget	FY 2022 to FY 2023 Change
11.1 Full-time Permanent	\$44,646	\$47,515	\$51,309	\$3,794
11.3 Other than Full-time Permanent	\$16	\$16	\$17	\$1
11.5 Other Personnel Compensation	\$13,296	\$14,155	\$15,405	\$1,250
11.8 Special Personal Services Payments	-	-	\$668	\$668
12.1 Civilian Personnel Benefits	\$27,131	\$30,181	\$31,971	\$1,790
<b>Total - Personnel Compensation and Benefits</b>	<b>\$85,089</b>	<b>\$91,867</b>	<b>\$99,370</b>	<b>\$7,503</b>
<b>Positions and FTE</b>				
Positions - Civilian	367	367	412	45
FTE - Civilian	488	507	530	23

**Pay Cost Drivers**

	FY 2021 Enacted			FY 2022 President's Budget			FY 2023 President's Budget			FY 2022 to FY 2023 Total Changes		
	FTE	Amount	Rate	FTE	Amount	Rate	FTE	Amount	Rate	FTE	Amount	Rate
Detention and Deportation Officers (DDOs)	406	\$12,878	\$31.72	423	\$13,705	\$32.40	423	\$18,020	\$42.60	-	\$4,315	\$10.20
Non-LEOs	82	\$72,211	\$880.62	84	\$78,162	\$930.50	107	\$80,682	\$754.04	23	\$2,520	(\$176.46)
Other PC&B Costs	-	-	-	-	-	-	-	\$668	-	-	\$668	-
<b>Total - Pay Cost Drivers</b>	<b>488</b>	<b>\$85,089</b>	<b>\$174.36</b>	<b>507</b>	<b>\$91,867</b>	<b>\$181.20</b>	<b>530</b>	<b>\$99,370</b>	<b>\$186.23</b>	<b>23</b>	<b>\$7,503</b>	<b>\$5.03</b>

**Explanation of Pay Cost Drivers**

**Detention and Deportation Officers (DDOs):** ATD DDOs supervise noncitizens eligible for ATD through home visits, alert response, and contractor-supported oversight. ATD can perform its function with a low FTE/participant ratio due to reliance on the Intensive Supervision Appearance Program (ISAP) IV’s technology and contractor support. The increase in FY 2022 from FY 2023 is due to FY 2023 Pricing Changes, including the 2023 Pay Raise, the Annualization of the 2022 Pay Raise, and a request for 23 additional FTE.

**Non-LEOs:** ATD non-LEOs perform administrative duties, such as court case tracking and case management, to allow ATD LEOs to focus on their mission-facing functions. The increase in FY 2022 from FY 2023 is due to additional hiring in FY 2023 Program Changes and FY 2023 Pricing Changes, including the 2023 Pay Raise and the Annualization of the 2022 Pay Raise.

**Other PC&B Costs:** Personnel, Compensation, and Benefits costs for ERO Deportation Officers include Special Personal Services Payments. This increase is due to additional hiring in Non-Detained Docket (NDD) Case Management program.

**Alternatives to Detention – PPA Level II  
Non Pay Budget Exhibits**

**Non Pay Summary**  
*(Dollars in Thousands)*

	<b>FY 2021 Enacted</b>	<b>FY 2022 President's Budget</b>	<b>FY 2023 President's Budget</b>	<b>FY 2022 to FY 2023 Change</b>
Alternatives to Detention	\$355,033	\$348,609	\$427,763	\$79,154
<b>Total</b>	<b>\$355,033</b>	<b>\$348,609</b>	<b>\$427,763</b>	<b>\$79,154</b>
Subtotal Discretionary - Appropriation	\$355,033	\$348,609	\$427,763	\$79,154

**Non Pay by Object Class**  
*(Dollars in Thousands)*

	<b>FY 2021 Enacted</b>	<b>FY 2022 President's Budget</b>	<b>FY 2023 President's Budget</b>	<b>FY 2022 to FY 2023 Change</b>
21.0 Travel and Transportation of Persons	\$1,070	\$1,139	\$1,220	\$81
22.0 Transportation of Things	\$91	\$91	\$91	-
23.1 Rental Payments to GSA	\$394	-	-	-
23.2 Rental Payments to Others	\$1,425	\$1,334	\$1,334	-
23.3 Communications, Utilities, & Miscellaneous	\$1,592	\$1,604	\$1,619	\$15
25.1 Advisory & Assistance Services	\$339,088	\$337,011	\$413,944	\$76,933
25.2 Other Services from Non-Federal Sources	\$2,985	\$2,276	\$2,349	\$73
25.3 Other Purchases of goods and services	\$844	\$329	\$329	-
25.5 Research & Development Contracts	\$516	\$516	\$516	-
25.6 Medical Care	\$80	\$62	\$62	-
25.7 Operation & Maintenance of Equipment	\$1,240	\$1,200	\$1,225	\$25
25.8 Subsistence and Support of Persons	\$5	\$5	\$5	-
26.0 Supplies & Materials	\$703	\$599	\$676	\$77
31.0 Equipment	\$5,000	\$2,443	\$4,393	\$1,950
<b>Total - Non Pay Budget Object Class</b>	<b>\$355,033</b>	<b>\$348,609</b>	<b>\$427,763</b>	<b>\$79,154</b>



### Non Pay Cost Drivers

	FY 2021 Enacted	FY 2022 President's Budget	FY 2023 President's Budget	FY 2022 to FY 2023 Total Changes
ATD Contracts	\$340,602	\$337,908	\$415,383	\$77,475
Other Costs	\$14,431	\$10,701	\$12,380	\$1,679
<b>Total - Non-Pay Cost Drivers</b>	<b>\$355,033</b>	<b>\$348,609</b>	<b>\$427,763</b>	<b>\$79,154</b>

#### Explanation of Non Pay Cost Drivers

**ATD Contracts:** ATD's primary non pay cost driver is non-detained monitoring contracts (known as ISAP IV). ISAP IV covers the monitoring of low-level aliens currently not in detention and on bond. It is derived from costs associated with an array of monitoring technology options (i.e., telephonic or GPS, court management, or alert management) that provides a high level of supervision in coordination with contractor support. The increase in FY 2023 is associated with FY 2023 Program Changes, including a \$75.0M increase to accommodate continued expansion and reliance on the Alternatives to Detention (ATD) programs.

**Other Costs:** Other Costs include one-time charges (i.e., furniture, uniforms, phones, O&M for vehicles) to hire additional LEOs. The increase in FY 2023 is associated with FY 2023 Program Changes.

## Budget Activities

In FY 2021, ICE had 97,901 average ATD program participants. To use its available detention capacity for high-risk individuals, ICE must maintain a robust ATD program for low-risk individuals or those not suitable for detention. Examples of individuals not suitable for detention are family units ICE must release from detention within a few weeks pursuant to court orders and individuals with significant medical issues, among other categorical assessments.

### **Intensive Supervision Appearance Program IV (ISAP IV):**

ISAP IV is the fourth iteration of the ISAP contract and provides ATD officers with case management services and technology monitoring options. Upon an individual's placement in ATD, an ATD LEO conducts a risk evaluation of the individual and assigns that individual an appropriate level of supervision. As part of this evaluation, the LEO selects the type of monitoring technology (i.e., telephonic, SmartLINK, or GPS) and the levels of case management, such as frequency of home and office visits, court tracking, and alert management. ATD LEOs can review and adjust case management levels and technology assignment at any time based upon the participant's compliance and/or changes in the participant's circumstances. The LEO can consider the following factors when determining eligibility for ATD enrollment options:

- Stage in the removal process;
- Assets/property;
- Community and family ties;
- Legal representation;
- Criminal history;
- Compliance history; and
- Humanitarian concerns.

ISAP IV enhances ICE's operational effectiveness. ICE has developed standard operating procedures (SOPs) that have maintained significant program success rates while operating at a low average daily cost. Under the ISAP IV contract, ICE incurs costs of approximately \$4.11 per day for every participant, down from the \$4.39 average under the former ISAP III agreement. The ISAP IV contract enables ICE to significantly increase participant compliance with release conditions, including attending immigration hearings, obtaining travel documentation, and making travel arrangements for departure from the United States.

The ISAP IV contract also offers Enhanced Case Management Services (ECMS). ECMS provides higher level of access to case management for those participants who have been identified as having suffered significant trauma or who have direct dependents in need. ECMS provides participants all the services that were initially provided under the Family Case Management Program (FCMP) but is 1/6<sup>th</sup> of the cost of FCMP and is available in 54 locations rather than just five metropolitan areas. ECMS assistance to participants includes:

- Helping families identify and prioritize challenges;
- Developing specific, measurable goals and outcomes with corresponding action plans;

- Identifying and connecting to available community resources to help achieve program objectives;
- Working with non-profit and community-based organizations to provide direct services, such as Know your Rights and Cultural Orientations;
- Developing Stability and Well Being Assessments that address a variety of areas including living arrangements, transportation, medical, legal, financial services, cultural orientation, among others; and
- Providing effective referrals that align with needs, as well as verifying that participants engage with provided referrals by following up after appointments.

The ISAP IV contract also offers Wraparound Stabilization Services (WSS). WSS is designed for a vulnerable population of participants who have significant challenges and would benefit from supplemental services that were not originally provided under ISAP. WSS services are available at all 24 AORs. The contractor coordinates with non-profit organizations to facilitate WSS services. These services are voluntary and not funded by ICE. Medical records, diagnosis, and other protected information are not collected by the contractor and are not shared with ICE. Services that WSS provides to participants includes:

- Trafficking Screening;
- Trauma Informed Individual Therapy;
- Trafficking Group Education;
- Family Therapy;
- Individual Rehabilitation; and
- Supplemental Services Evaluation.

Additionally, the Contractor will provide stakeholders an opportunity to provide feedback and engage in programming dialogue through a Community Reference Committee. The ISAP IV contract experienced a slight delay in award due to an acquisition protest, which has been resolved by the U.S. Government Accountability Office. The ISAP IV became operational on August 1, 2020.

ATD has established 19 staging areas (S sites) on the border and at some detention facilities. ICE enrolls eligible participants directly from major border processing areas for travel across the United States to these sites. At the end of FY 2021 Q2, ICE enrolled 6,106 S site participants. These S sites are located in Phoenix, AZ; Tucson, AZ; Yuma, AZ; Oakdale, CA; Santa Ana, CA; San Diego, CA; Adelanto, CA; Imperial, CA; Otay Mesa, CA; San Ysidro, CA; Berks, PA; El Paso, TX; McAllen, TX; Dilley, TX; Karnes, TX; Harlingen, TX; Houston, TX; and Port Isabel, TX. ATD can track the participants via GPS as they leave the border areas and travel to a new AOR. Once they arrive in a new AOR, the ATD officer determines their continued suitability for the ATD program and possible transition to a C, G, or T site, as described below.

C sites: These are standalone contractor-operated facilities providing case management services and monitoring. Contractor Case Specialists (CSs), at the direction of ICE, conduct case management activities, including unscheduled home visits, scheduled office visits, support service referrals, court tracking, and alert management for C site participants. The CSs assign the participant a monitoring technology based upon the ATD officer's request.

A participant may be eligible for support services, including medical services, legal and translation services, local transportation-related information services, and court date reminders.

G sites: These are locations where the contractor works within the local ERO office. Capacity is limited to 100 participants; however, transition to a C site is possible upon request and with a demonstration of need. The CS can perform the same functions as that of a C site. ICE also has Super G sites which can supervise 200 participants. In this case, rather than one, two CSs will operate within the local ERO office.

T sites: These are ERO offices where ATD officers directly supervise the participants using contractor-provided software and equipment. ATD officers are responsible for case management but have the option of assigning court tracking and initial alert resolution to the contractor.

ATD program participation rates have increased rapidly rising from 26,625 daily average program participants/ADP in FY 2015 to 79,595 in FY 2018—a nearly 200 percent increase. At the end of FY 2019, ICE had a daily average of 97,268 participants. At the end of FY 2020, ICE had a daily average of 90,194 participants. At end of FY 2021, ATD ADP was 97,901, and as result of the prolonged surge at the SWB, ATD participation was around 143,000 in Feb 2022. In FY 2023 ICE ATD requests additional support to accommodate 170,000 ATD participants.

The ATD program ensures the most appropriate levels of case management and technology assignment to improve compliance rates. However, the rate of non-compliance and program absconders increased during FY 2019 and FY 2020. In FY 2020, the overall absconder rate was 33.1 percent, with a family unit absconder rate of 39.0 percent, and a non-family unit absconder rate of 21.0 percent. Absconder levels also are high for noncitizens on ATD ordered removed, and for those who have recently arrived in the United States and lack family ties. ATD seeks to ensure noncitizens comply with program requirements and that ICE has a chance to intervene before an individual or family unit absconds. The table below provides a breakout of FY 2021 ATD absconder rates broken out by adults and family units (FAMU).

<b>FY 2021 Absconder Rates by Family Unit Status</b>		
<b>Family Unit Status</b>	<b>Absconder Rate</b>	<b>Non-Absconder Rate</b>
FAMU	18.1%	81.9%
Non-FAMU	13.4%	86.6%
Overall	15.8%	84.3%

ICE continues to take an analysis-based approach towards efficiencies and program application. In FY 2019, ICE developed and implemented ATD's version of a risk-score which, when considering several factors, generated a number from one to five. The higher the number, the higher the perceived risk of ATD non-compliance. Each time an automated alert is generated, the participant's risk score is given so the case officers can prioritize operational responses towards higher-risk participants. A preliminary analysis indicates that since the implementation of the risk score, ICE has decreased response times to those participants who are the highest risk of absconding. ICE will continue to track this information and is looking to perform further analysis to determine if using the risk scores and focusing operational responses has led to higher rates of compliance.

***Transportation and Removal Program – PPA Level II***

**Budget Comparison and Adjustments**

**Comparison of Budget Authority and Request**

*(Dollars in Thousands)*

	FY 2021 Enacted			FY 2022 President's Budget			FY 2023 President's Budget			FY 2022 to FY 2023 Total Changes		
	Pos.	FTE	Amount	Pos.	FTE	Amount	Pos.	FTE	Amount	Pos.	FTE	Amount
Transportation and Removal Program	69	65	\$419,089	69	65	\$420,031	69	65	\$421,476	-	-	\$1,445
<b>Total</b>	<b>69</b>	<b>65</b>	<b>\$419,089</b>	<b>69</b>	<b>65</b>	<b>\$420,031</b>	<b>69</b>	<b>65</b>	<b>\$421,476</b>	-	-	<b>\$1,445</b>
Subtotal Discretionary - Appropriation	69	65	\$419,089	69	65	\$420,031	69	65	\$421,476	-	-	\$1,445

**PPA Level II Description**

The Transportation and Removal Program (TRP) coordinates the safe and secure transportation of noncitizens who either are subject to final orders of removal or require custodial transfer within the United States, which may ultimately include transportation to the noncitizen’s final destination if ICE determines in its discretion that such transportation is necessary. TRP also manages custody determinations, travel document issuance, and removal processes for post final order cases. TRP consists of three divisions: The Removal Management Division (RMD); ICE Air Operations (IAO); and the International Operations Division (IOD). TRP also coordinates the custodial transfer of Unaccompanied Children (UC) from CBP to Health and Human Services (HHS) shelters through the Juvenile Facility Unit.

**Transportation and Removal Program – PPA Level II**

**Summary of Budget Changes**

*(Dollars in Thousands)*

	<b>Positions</b>	<b>FTE</b>	<b>Amount</b>
<b>FY 2021 Enacted</b>	<b>69</b>	<b>65</b>	<b>\$419,089</b>
<b>FY 2022 President's Budget</b>	<b>69</b>	<b>65</b>	<b>\$420,031</b>
<b>FY 2023 Base Budget</b>	<b>69</b>	<b>65</b>	<b>\$420,031</b>
<b>Total Technical Changes</b>	-	-	-
<b>Total Transfers</b>	-	-	-
Civilian Pay Raise Total	-	-	\$1,217
Annualization of Prior Year Pay Raise	-	-	\$228
<b>Total Pricing Changes</b>	-	-	<b>\$1,445</b>
<b>Total Adjustments-to-Base</b>	-	-	<b>\$1,445</b>
<b>FY 2023 Current Services</b>	<b>69</b>	<b>65</b>	<b>\$421,476</b>
<b>Total Program Changes</b>	-	-	-
<b>FY 2023 Request</b>	<b>69</b>	<b>65</b>	<b>\$421,476</b>
<b>FY 2022 TO FY 2023 Change</b>	-	-	<b>\$1,445</b>

**Transportation and Removal Program – PPA Level II  
Personnel Compensation and Benefits**

**Pay Summary**  
*(Dollars in Thousands)*

	FY 2021 Enacted				FY 2022 President's Budget				FY 2023 President's Budget				FY 2022 to FY 2023 Total			
	Pos.	FTE	Amount	Rate	Pos.	FTE	Amount	Rate	Pos.	FTE	Amount	Rate	Pos.	FTE	Amount	Rate
Transportation and Removal Program	69	65	\$33,502	\$515.42	69	65	\$35,069	\$539.52	69	65	\$36,514	\$561.75	-	-	\$1,445	\$22.23
<b>Total</b>	<b>69</b>	<b>65</b>	<b>\$33,502</b>	<b>\$515.42</b>	<b>69</b>	<b>65</b>	<b>\$35,069</b>	<b>\$539.52</b>	<b>69</b>	<b>65</b>	<b>\$36,514</b>	<b>\$561.75</b>	<b>-</b>	<b>-</b>	<b>\$1,445</b>	<b>\$22.23</b>
Subtotal Discretionary - Appropriation	69	65	\$33,502	\$515.42	69	65	\$35,069	\$539.52	69	65	\$36,514	\$561.75	-	-	\$1,445	\$22.23

The FTE Rate calculation does not include Object Class 11.8-Special Personal Services Payments or 13.0-Benefits for Former Personnel

**Pay by Object Class**  
*(Dollars in Thousands)*

	FY 2021 Enacted	FY 2022 President's Budget	FY 2023 President's Budget	FY 2022 to FY 2023 Change
11.1 Full-time Permanent	\$19,309	\$19,897	\$20,720	\$823
11.3 Other than Full-time Permanent	\$626	\$645	\$671	\$26
11.5 Other Personnel Compensation	\$3,585	\$3,694	\$3,846	\$152
12.1 Civilian Personnel Benefits	\$9,982	\$10,833	\$11,277	\$444
<b>Total - Personnel Compensation and Benefits</b>	<b>\$33,502</b>	<b>\$35,069</b>	<b>\$36,514</b>	<b>\$1,445</b>
<b>Positions and FTE</b>				
Positions - Civilian	69	69	69	-
FTE - Civilian	65	65	65	-



**Pay Cost Drivers**

	FY 2021 Enacted			FY 2022 President's Budget			FY 2023 President's Budget			FY 2022 to FY 2023 Total Changes		
	FTE	Amount	Rate	FTE	Amount	Rate	FTE	Amount	Rate	FTE	Amount	Rate
Detention and Deportation Officers (DDOs)	47	\$26,802	\$570.26	47	\$28,055	\$596.91	47	\$29,211	\$621.51	-	\$1,156	\$24.60
Non-LEOs	18	\$6,700	\$372.22	18	\$7,014	\$389.67	18	\$7,303	\$405.72	-	\$289	\$16.06
<b>Total - Pay Cost Drivers</b>	<b>65</b>	<b>\$33,502</b>	<b>\$515.42</b>	<b>65</b>	<b>\$35,069</b>	<b>\$539.52</b>	<b>65</b>	<b>\$36,514</b>	<b>\$561.75</b>	<b>-</b>	<b>\$1,445</b>	<b>\$22.23</b>

**Explanation of Pay Cost Drivers**

**Detention and Deportation Officers (DDOs):** TRP DDOs transport noncitizens safely and securely. The increase from FY 2022 to FY 2023 is due to additional hiring in FY 2023 Program Changes and FY 2023 Pricing Changes, including the 2023 Pay Raise, the Annualization of the 2022 Pay Raise, and the Annualization of FY 2022 FTE.

**Non- LEOs:** TRP non-LEOs include Air Operations staff who coordinate ICE charter air flights in the United States and around the world and arrange commercial flights for the removal of noncitizens. The increase from FY 2022 to FY 2023 is due to additional hiring in FY 2023 Program Changes and FY 2023 Pricing Changes, including the 2023 Pay Raise the Annualization of the 2022 Pay Raise, and the Annualization of FY 2022 FTE.

**Transportation and Removal Program – PPA Level II**  
**Non Pay Budget Exhibits**

**Non Pay Summary**  
*(Dollars in Thousands)*

	<b>FY 2021 Enacted</b>	<b>FY 2022 President's Budget</b>	<b>FY 2023 President's Budget</b>	<b>FY 2022 to FY 2023 Change</b>
Transportation and Removal Program	\$385,587	\$384,962	\$384,962	-
<b>Total</b>	<b>\$385,587</b>	<b>\$384,962</b>	<b>\$384,962</b>	<b>-</b>
Subtotal Discretionary - Appropriation	\$385,587	\$384,962	\$384,962	-

**Non Pay by Object Class**  
*(Dollars in Thousands)*

	<b>FY 2021 Enacted</b>	<b>FY 2022 President's Budget</b>	<b>FY 2023 President's Budget</b>	<b>FY 2022 to FY 2023 Change</b>
21.0 Travel and Transportation of Persons	\$377,527	\$376,902	\$376,902	-
22.0 Transportation of Things	\$58	\$58	\$58	-
23.2 Rental Payments to Others	\$1,095	\$1,095	\$1,095	-
23.3 Communications, Utilities, & Miscellaneous	\$1,222	\$1,222	\$1,222	-
25.1 Advisory & Assistance Services	\$433	\$433	\$433	-
25.2 Other Services from Non-Federal Sources	\$584	\$584	\$584	-
25.4 Operations & Maintenance of Facilities	\$2,782	\$2,782	\$2,782	-
25.7 Operation & Maintenance of Equipment	\$17	\$17	\$17	-
26.0 Supplies & Materials	\$1,622	\$1,622	\$1,622	-
31.0 Equipment	\$247	\$247	\$247	-
<b>Total - Non Pay Budget Object Class</b>	<b>\$385,587</b>	<b>\$384,962</b>	<b>\$384,962</b>	<b>-</b>

**Non Pay Cost Drivers**

	<b>FY 2021 Enacted</b>	<b>FY 2022 President's Budget</b>	<b>FY 2023 President's Budget</b>	<b>FY 2022 to FY 2023 Total Changes</b>
Contracts - Ground Transportation	\$206,477	\$203,880	\$203,880	-
Contracts - Charter Aircraft	\$113,979	\$113,088	\$113,088	-
Contracts - Unaccompanied Children (UC)	\$56,726	\$56,632	\$56,632	-
Other Costs	\$8,405	\$11,362	\$11,362	-
<b>Total - Non-Pay Cost Drivers</b>	<b>\$385,587</b>	<b>\$384,962</b>	<b>\$384,962</b>	<b>-</b>

**Explanation of Non-Pay Cost Drivers**

**Contracts – Ground Transportation:** Ground transportation allows for nationwide movement of noncitizen migrants in preparation for removal from the United States. These costs are impacted by regional and national transportation movements, including local bus/van transports for removal of detained noncitizens. Funding was maintained from FY 2022 to FY 2023.

**Contracts – Charter Aircraft:** Charter aircraft are used by ICE Air Operations to conduct deportations of illegal noncitizens back to their home countries. Funding was maintained from FY 2022 to FY 2023.

**Contracts – Unaccompanied Children (UC):** UC migration requires officer escorts in the transfer of these minors to the HHS Office of Refugee Resettlement (ORR). Funding was maintained from FY 2022 to FY 2023.

**Other Costs:** Other Costs include one-time charges (i.e., furniture, uniforms, phones, O&M for vehicles) to hire additional LEOs. Funding was maintained from FY 2022 to FY 2023.

## Budget Activities

TRP utilizes the managerial tools and resources described below to coordinate removals from the United States to countries around the world in accordance with the Immigration and Nationality Act (INA), departmental policies, and country-specific requirements. The process to verify an individual's country of citizenship can be cumbersome and is often contingent upon information obtained from the noncitizen in ICE custody or under ICE supervision, DHS and DOS data systems, and direct engagement with foreign governments via ERO Assistant Attachés for Removal. Domestically, ERO provides any information that can be gathered to support an individual's identity to the appropriate consulate or embassy. Each country has their own verification process, with some requiring personal interviews or extensive in-country investigations involving visits to previous addresses prior to verifying nationality and accepting the return of their national. When ERO has exhausted all its means to return a noncitizen, ERO will request assistance from DOS to engage with the foreign government either domestically or abroad. Despite ERO's efforts there are numerous countries that refuse to cooperate in taking back their citizens. ICE does not have the authority to force removals upon a sovereign nation.

To facilitate removals, TRP implemented the Electronic Nationality Verification (ENV) Program in FY 2019. The program is designed to return nationals of participating countries in an expeditious manner by electronically verifying one's nationality in lieu of the traditional process of having a travel document issued by a consular official. Currently, Guatemala, El Salvador, and Honduras (Northern Triangle) are active participating nations. Since the ENV Pilot program's inception on July 25, 2019, and as of the end of FY 2020, ERO had conducted 610 total ENV flights, repatriating 53,660 total ENV participants. As of the end of FY 2021, ERO had conducted 822 total ENV charter flights (including mixed missions), repatriating a total of 65,305 noncitizens.

Uncooperative countries represent a significant challenge to efficient and effective removal proceedings. The Removal Division continues to make progress with historically recalcitrant countries using the Removal Cooperation Initiative (RCI) tool, which ranks foreign countries' cooperation with the removal process as Uncooperative, At Risk of Non-Compliance (ARON), or Cooperative. The Removal Division's Removal Management Division uses this information to focus the engagement of appropriate U.S. and foreign government interlocutors to improve foreign governments' cooperation with ICE's removal efforts. While progress has been made, obtaining approval to return nationals to many countries outside of the northern triangle and Mexico has been historically more difficult to obtain, thus requiring constant and continued engagement with these countries to ensure that approvals continue to be granted. Both the coordination efforts and the physical removal are much more labor intensive, costly, and at times take longer to coordinate and organize. These challenges in removing individuals via commercial airlines to some African, Middle Eastern, and Southeast Asian countries, often result in the need for ERO to utilize Special High-Risk Charter flights at a substantially higher cost than commercial removals.

TRP accomplishes removals through three Divisions of ERO's Removal Directorate -- the Removal Management Division (RMD), International Operations Division (IOD), and ICE Air Operations (IAO). RMD and IOD oversee removal operations and liaise with foreign governments, both domestically and abroad, to coordinate timely removal of individuals with final orders of removal. By obtaining the proper clearances and issuing necessary notifications for pending missions, IOD provides logistical assistance for escorted and unescorted commercial air removals. IOD also provides on-the-ground support, when needed, and helps officers during escorts when issues arise in transit or with foreign countries. To assist with overseas coordination, IOD administers Deputy Attachés for Removal (DARs) and Assistant Attachés for Removal (AARs) that provide field offices and Headquarters staff with assistance on removal-related matters from strategically located overseas stations to expedite travel document (TD) issuance. In FY 2018, the International Operations Division (IOD) embarked on a five-year expansion plan to add new strategically located DAR/AAR positions/posts based on specific criteria and has prepared memos justifying each respective position's chosen location. In FY 2018, two new overseas positions were added (AARs Kenya and Senegal). In FY 2019 one new position was added (AAR Vietnam). In FY 2020 six new positions were added (DAR Guatemala (in addition to existing AAR Guatemala) and AARs Cuba, Haiti, Barbados, Israel, and Cambodia). In FY 2021 one new position was added (AAR Cote D'Ivoire). The FY 2022 - 2023 plan is to approve DAR/AAR placement with cooperative countries which include Romania, Bahrain, Peru, and the Philippines.

**ICE Air Operations (IAO):**

IAO manages air transportation support for removals by scheduling removal and domestic transfer flights in support of ERO's 24 Field Offices. In addition, IAO is responsible for air charter contract oversight, aviation safety, and training and provides aviation transport services to all ICE ERO field offices. IAO Air Charter Operations conducts routine flight operations from locations in Arizona, Florida, Louisiana, and Texas in support of all ERO field offices.

IAO transports noncitizens via air charters and commercial flights. ICE uses routine air charters to remove noncitizens to countries with high removal volumes and special air charters for failure-to-comply cases, noncitizens ineligible for removal via commercial air, and for high-profile individuals. ICE can rapidly adjust to changing flight requirements, such as dates, times, and routes using charters procured through the GSA Schedule. ICE uses commercial flights to facilitate the transfer, staging, and removal of noncitizens via land POEs, following the Federal Travel Regulation (FTR), and for repatriations to countries with a low volume of removals. Increases in removals and additional domestic flight requirements resulting from high ADP increase air costs substantially.

In FY 2021, IAO conducted 61 Special High-Risk Charter (SHRC) flights, removing a total of 893 noncitizens to 62 different countries, as compared to 76 SHRC flights in FY 2020, removing a total of 3,728 noncitizens. These flights directly result from the IOD's overseas expansion and RMD's focused engagements with foreign embassies and consulates. In addition, with so many commercial routes, country, travel, and airline restrictions resulting from COVID-19, the reliance and utilization of charter aircraft has increased.

**Ground Transportation:**

Ground transportation includes noncitizen pick-ups, transfers, removals, and court and medical appointments. Ground transportation provides integral support to other ICE activities, including custody management, enforcement, removals, and local field operations. The Transportation Management Office (TMO) was established by ERO to manage noncitizen ground transportation requirements more effectively. The TMO works directly with field and headquarters stakeholders to collect and analyze transportation data, to identify and implement efficiencies, and develop business process improvements and policies for ground transportation operations.

In FY 2021, TRP purchased an estimated 16.3 million miles of contractor ground transportation and 1.2 million contractor guard hours directly related to transportation. In FY 2020 TRP purchased an estimated 17.0 million miles of contractor ground transportation and over 1.2 million contractor guard hours directly tied to transportation. These services occur via individual transportation contracts in New York City, Baltimore, San Antonio, San Francisco, Los Angeles, San Diego, and Phoenix, as well as transportation contracts that are combined with local detention services contracts in remaining AORs. The decentralized ground transportation network allows field offices to control local transportation networks and assets.

**Unaccompanied Children (UCs):**

In addition to the removal of noncitizens, ICE transfers UCs to the care of the HHS ORR upon the assignment of bed space. ERO is responsible for transporting UCs from the DHS apprehending agency to the designated HHS ORR facility. The Juvenile and Family Residential Management Unit coordinates with HHS ORR directly for placement of UCs encountered in the interior of the United States by other DHS Components. ICE safeguards UC welfare by adhering to Stated UC ratio guidelines and by separating minors by age, gender, and criminality. ERO uses commercial air travel to conduct the majority of UC and FAMU movements. Costs increase substantially with the number of UC book-ins. In FY 2021, ICE transported 122,946 UC, 704 percent higher than the total number of 15,289 in FY 2020, at a total contracted transportation cost of \$105.9M. This is primarily due to the number of UC encountered by CBP along the SWB. ICE is currently projecting 177,008 UC may be transported in FY 2022 at a projected contract cost of \$127.1M.

# Department of Homeland Security

## *U.S. Immigration and Customs Enforcement*

### *Procurement, Construction, and Improvements*



**Fiscal Year 2023**

**Congressional Justification**

**Table of Contents**

***U.S. Immigration and Customs Enforcement* ..... 1**

    Budget Comparison and Adjustments ..... 3

    Summary of Budget Changes ..... 5

    Non Pay Budget Exhibits..... 6

    Capital Investment Exhibits ..... 7

*Mission Support Assets and Infrastructure – PPA* ..... 8

        Budget Comparison and Adjustments ..... 8

        Non Pay Budget Exhibits..... 11

        Capital Investment Exhibits..... 12

        Consolidated ICE Financial Solution (CIFS) – Investment..... 13

        Mission Support Assets and Infrastructure End Items – Investment..... 17

*Operational Communications/Information Technology – PPA*..... 18

        Budget Comparison and Adjustments ..... 18

        Non Pay Budget Exhibits..... 21

        Capital Investment Exhibits..... 22

        T-8 – Investment..... 23

        TACCOM – Investment..... 28

        Operational Communications/Information Technology End Items – Investment..... 29

*Construction and Facility Improvements – PPA* ..... 30

        Budget Comparison and Adjustments ..... 30

        Non Pay Budget Exhibits..... 34

        Capital Investment Exhibits..... 35

        Mission Capacity Expansion – Investment..... 36

        Critical Repair/Replacement Requirement – Investment ..... 39



## Procurement, Construction, and Improvements

### Budget Comparison and Adjustments

#### Comparison of Budget Authority and Request

*(Dollars in Thousands)*

	FY 2021 Enacted	FY 2022 President's Budget	FY 2023 President's Budget	FY 2022 to FY 2023 Change
Mission Support Assets and Infrastructure	\$3,060	\$13,321	\$10,563	(\$2,758)
Operational Communications/Information Technology	\$21,478	\$21,000	\$12,434	(\$8,566)
Construction and Facility Improvements	\$73,261	\$17,379	\$74,765	\$57,386
<b>Total</b>	<b>\$97,799</b>	<b>\$51,700</b>	<b>\$97,762</b>	<b>\$46,062</b>
Subtotal Discretionary - Appropriation	\$97,799	\$51,700	\$97,762	\$46,062

The U.S. Immigration and Customs Enforcement (ICE) Procurement, Construction, and Improvements (PC&I) appropriation provides the funding necessary for investment planning, operational development, engineering, and procurement of headquarters and field office operational assets and systems prior to transitioning to the operations and maintenance (O&M) sustainment phase. ICE programs receiving funding through the PC&I appropriation represent a collaboration between programs and the Office of the Chief Financial Officer (OCFO), through the Office of Assets and Facilities Management (OAFM), and the Office of the Chief Information Officer (OCIO). These investments support the improvement, deployment, and modernization of facilities, Information Technology (IT) applications, and systems, which provide the necessary infrastructure and tools to support the ICE front-line mission operators and enable them to administer and enforce customs and immigration laws.

PC&I resources support the operational availability of IT infrastructure, a safe working environment across ICE frontline operations, and the delivery of critical, mission-facing capabilities across the following Programs, Projects, and Activities (PPAs):

**Mission Support Assets and Infrastructure:** This PPA supports the development, modernization, and enhancement of ICE-centralized business administration systems and ICE-wide IT infrastructure.

**Operational Communications/Information Technology:** This PPA supports the development, modernization, and enhancement of Directorate and mission-specific IT systems.

**Construction and Facility Improvements:** This PPA supports necessary improvements and critical repairs of existing ICE-owned facilities, as well as tenant improvement (TI) to meet new and existing leased facility requirements. These investments ensure facilities requirements are met to support the operational mission in a safe, reliable, and sustainable manner.

**Procurement, Construction, and Improvements**  
**Budget Authority and Obligations**

*(Dollars in Thousands)*

	<b>FY 2021</b>	<b>FY 2022</b>	<b>FY 2023</b>
<b>Enacted/Request</b>	<b>\$97,799</b>	<b>\$51,700</b>	<b>\$97,762</b>
Carryover - Start of Year	\$68,556	\$87,551	\$28,898
Recoveries	\$305	-	-
Rescissions to Current Year/Budget Year	(\$3,098)	-	-
Net Sequestered Resources	-	-	-
Reprogramming/Transfers	\$2,651	-	-
Supplementals	-	-	-
<b>Total Budget Authority</b>	<b>\$166,213</b>	<b>\$139,251</b>	<b>\$126,660</b>
Collections - Reimbursable Resources	-	-	-
Collections - Other Sources	-	-	-
<b>Total Budget Resources</b>	<b>\$166,213</b>	<b>\$139,251</b>	<b>\$126,660</b>
Obligations (Actual/Estimates/Projections)	\$78,449	\$110,353	\$77,010
<b>Personnel: Positions and FTE</b>			
Enacted/Request Positions	-	-	-
Enacted/Request FTE	-	-	-
<b>Onboard and Actual FTE</b>			
Onboard (Actual/Estimates/Projections)	-	-	-
FTE (Actual/Estimates/Projections)	-	-	-

## Procurement, Construction, and Improvements Summary of Budget Changes

*(Dollars in Thousands)*

	Positions	FTE	Amount
<b>FY 2021 Enacted</b>	-	-	\$97,799
<b>FY 2022 President's Budget</b>	-	-	\$51,700
<b>FY 2023 Base Budget</b>	-	-	-
Consolidated ICE Financial Solution (CIFS)	-	-	\$10,563
T-8	-	-	\$8,134
Operational Communications/Information Technology End Items	-	-	\$4,300
Mission Capacity Expansion	-	-	\$14,200
Critical Repair/Replacement Requirement	-	-	\$60,565
<b>Total Investment Elements</b>	-	-	\$97,762
<b>FY 2023 Request</b>	-	-	\$97,762
<b>FY 2022 TO FY 2023 Change</b>	-	-	\$46,062

**Procurement, Construction, and Improvements**  
**Non Pay Budget Exhibits**

**Non Pay by Object Class**

*(Dollars in Thousands)*

	<b>FY 2021 Enacted</b>	<b>FY 2022 President's Budget</b>	<b>FY 2023 President's Budget</b>	<b>FY 2022 to FY 2023 Change</b>
25.1 Advisory & Assistance Services	\$9,588	-	-	-
25.2 Other Services from Non-Federal Sources	\$6,000	-	\$4,300	\$4,300
31.0 Equipment	\$8,950	\$34,321	\$18,697	(\$15,624)
32.0 Land and Structures	\$73,261	\$17,379	\$74,765	\$57,386
<b>Total - Non Pay Budget Object Class</b>	<b>\$97,799</b>	<b>\$51,700</b>	<b>\$97,762</b>	<b>\$46,062</b>

**Procurement, Construction, and Improvements**  
**Capital Investment Exhibits**

**Capital Investments**

*(Dollars in Thousands)*

	<b>Acquisition Level</b>	<b>IT/ Non-IT</b>	<b>MAOL</b>	<b>FY 2021 Enacted</b>	<b>FY 2022 President's Budget</b>	<b>FY 2023 President's Budget</b>
024_000005350 - Consolidated ICE Financial Solution (CIFS)	Non-Major	IT	No	-	\$13,321	\$10,563
024_000005384 - T-8	Non-Major	IT	No	\$6,000	\$6,000	\$8,134
024_000005382 - TACCOM	Non-Major	IT	No	\$6,850	-	-
N/A - Mission Support Assets and Infrastructure End Items	Non-Major	Non-IT	No	\$3,060	-	-
N/A - Operational Communications/Information Technology End Items	Non-Major	IT	No	\$8,628	\$15,000	\$4,300
N/A - Mission Capacity Expansion	Non-Major	Non-IT	No	\$51,761	\$11,900	\$14,200
N/A - Critical Repair/Replacement Requirement	Non-Major	Non-IT	No	\$21,500	\$5,479	\$60,565

***Mission Support Assets and Infrastructure – PPA*****Budget Comparison and Adjustments****Comparison of Budget Authority and Request***(Dollars in Thousands)*

	<b>FY 2021 Enacted</b>	<b>FY 2022 President's Budget</b>	<b>FY 2023 President's Budget</b>	<b>FY 2022 to FY 2023 Change</b>
Consolidated ICE Financial Solution (CIFS)	-	\$13,321	\$10,563	(\$2,758)
Mission Support Assets and Infrastructure End Items	\$3,060	-	-	-
<b>Total</b>	<b>\$3,060</b>	<b>\$13,321</b>	<b>\$10,563</b>	<b>(\$2,758)</b>
Subtotal Discretionary - Appropriation	\$3,060	\$13,321	\$10,563	(\$2,758)

**PPA Level I Description**

The Mission Support Assets and Infrastructure PPA provides funding for the development, modernization, and enhancement of ICE-centralized business administration systems and ICE-wide IT infrastructure. Activities that receive funding through this PPA allow ICE personnel to operate in a modern IT environment and to access ICE and DHS Component enterprise applications and tools. Business administration systems encompass financial management, acquisition, human resources, training, personnel security and safety, and task/correspondence tracking, as well as the following corporate IT applications: email; collaboration tools; cybersecurity; Office of the Chief Information Officer (OCIO) services; networks; and platforms, such as the Cloud.

This PPA is comprised of the following investments/activities:

**Consolidated ICE Financial Solution (CIFS):** This investment funds the modernization of ICE's core financial system, which will provide improved analytical and data recording capabilities.

**Mission Support Assets and Infrastructure End Items:** This activity supports the development, modernization, and/or procurement of IT and business administration solutions that exceed the \$250,000 PC&I threshold, but which are not included on the DHS Master Acquisition Oversight List (MAOL).

## Mission Support Assets and Infrastructure – PPA Budget Authority and Obligations

*(Dollars in Thousands)*

	FY 2021	FY 2022	FY 2023
<b>Enacted/Request</b>	<b>\$3,060</b>	<b>\$13,321</b>	<b>\$10,563</b>
Carryover - Start of Year	\$26,969	\$2,466	\$3,321
Recoveries	\$230	-	-
Rescissions to Current Year/Budget Year	-	-	-
Net Sequestered Resources	-	-	-
Reprogramming/Transfers	\$2,651	-	-
Supplementals	-	-	-
<b>Total Budget Authority</b>	<b>\$32,910</b>	<b>\$15,787</b>	<b>\$13,884</b>
Collections - Reimbursable Resources	-	-	-
Collections - Other Sources	-	-	-
<b>Total Budget Resources</b>	<b>\$32,910</b>	<b>\$15,787</b>	<b>\$13,884</b>
Obligations (Actual/Estimates/Projections)	\$30,247	\$12,466	\$10,000
<b>Personnel: Positions and FTE</b>			
Enacted/Request Positions	-	-	-
Enacted/Request FTE	-	-	-
<b>Onboard and Actual FTE</b>			
Onboard (Actual/Estimates/Projections)	-	-	-
FTE (Actual/Estimates/Projections)	-	-	-

## Mission Support Assets and Infrastructure – PPA Summary of Budget Changes

*(Dollars in Thousands)*

	Positions	FTE	Amount
<b>FY 2021 Enacted</b>	-	-	<b>\$3,060</b>
<b>FY 2022 President's Budget</b>	-	-	<b>\$13,321</b>
<b>FY 2023 Base Budget</b>	-	-	-
Consolidated ICE Financial Solution (CIFS)	-	-	\$10,563
<b>Total Investment Elements</b>	-	-	<b>\$10,563</b>
<b>FY 2023 Request</b>	-	-	<b>\$10,563</b>
<b>FY 2022 TO FY 2023 Change</b>	-	-	<b>(\$2,758)</b>



**Mission Support Assets and Infrastructure – PPA**  
**Non Pay Budget Exhibits**

**Non Pay by Object Class**  
*(Dollars in Thousands)*

	<b>FY 2021 Enacted</b>	<b>FY 2022 President's Budget</b>	<b>FY 2023 President's Budget</b>	<b>FY 2022 to FY 2023 Change</b>
25.1 Advisory & Assistance Services	\$960	-	-	-
31.0 Equipment	\$2,100	\$13,321	\$10,563	(\$2,758)
<b>Total - Non Pay Budget Object Class</b>	<b>\$3,060</b>	<b>\$13,321</b>	<b>\$10,563</b>	<b>(\$2,758)</b>

**Mission Support Assets and Infrastructure – PPA**  
**Capital Investment Exhibits**

**Capital Investments**

*(Dollars in Thousands)*

	<b>Acquisition Level</b>	<b>IT/ Non-IT</b>	<b>MAOL</b>	<b>FY 2021 Enacted</b>	<b>FY 2022 President's Budget</b>	<b>FY 2023 President's Budget</b>
024_000005350 - Consolidated ICE Financial Solution (CIFS)	Non-Major	IT	No	-	\$13,321	\$10,563
N/A - Mission Support Assets and Infrastructure End Items	Non-Major	Non-IT	No	\$3,060	-	-

## Consolidated ICE Financial Solution (CIFS) – Investment Capital Investment Exhibits

### Procurement/Acquisition Programs

*(Dollars in Thousands)*

	Acquisition Level	IT/ Non-IT	MAOL	FY 2021 Enacted	FY 2022 President's Budget	FY 2023 President's Budget
024_000005350 - Consolidated ICE Financial Solution (CIFS)	Non-Major	IT	No	-	\$13,321	\$10,563

#### **Investment Description**

The Consolidated ICE Financial Solution (CIFS) Program was established to support DHS Financial Systems Modernization (FSM) Program mission, goals, and objectives. Establishing CIFS was necessary given ICE's role as a financial management service provider to other DHS Components. It also serves to support development of staging for financial data in preparation for migration to a target system, as well as developing functions to ensure DHS customer Components have access to efficient financial transaction processing using a fully integrated financial, acquisition, and asset management solution. CIFS also supports ICE's objective of achieving better programmatic expenditure reporting by linking acquisition transactions to specific programs. ICE is transitioning to an integrated financial management solution that standardizes business processes to eliminate duplication and inefficiencies; delivers more robust automated financial reporting; complies with Federal requirements and guidelines; and provides a fully automated, integrated, and streamlined core financial system. The solution will eliminate many existing manual work-around processes and will increase workforce efficiencies and enhance productivity. The future integrated enterprise level financial management, procurement, and asset management system will reside on a shared platform that will be utilized by ICE and its DHS customer Components, including Departmental Management and Operations, which now includes the Federal Protective Service and the Office of Biometric Identify Management; the Cybersecurity and Infrastructure Security Agency; the Science and Technology Directorate; and U.S. Citizenship and Immigration Services.

#### **Justification**

ICE's FY 2023 Budget includes \$10.6M in PC&I funding for CIFS services and capabilities. This funding is necessary to support the resources needed to adequately deliver required services supporting the migration for ICE FSM-Cube and for the achievement of planned program milestones. These milestones include support for FSM solution configurations following Discovery, data cleansing, and IT infrastructure requirements. The FY 2023 investment assures that ICE can meet the DHS deployment timeline and larger enterprise investment plan.

#### **FY 2021 Key Milestone Events**

Premigration Activities:

- Achieved Acquisition Decision Event 1 with approval to proceed with acquisition and Discovery activities.
- Established executive leadership for ICE FSM-Cube through the Financial Solution Stakeholder Committee (FSSC).
- Developed and implemented a Data Cleansing strategy and reporting framework for ICE FSM-Cube data cleansing and pre-deployment readiness states by Component.

- Completed development of a financial data model and data repository to stage data and manage all data cleansing activities for finance, accounting, procurement, and asset data sets. The repository and platform serve as the transition and archival warehouse for all authoritative data deployed in the new CIFS capability.
- Completed current-state (as-is) business process workflow documentation.
- Developed authoritative list and requirements traceability for all enterprise-level standard business requirements.
- Updated and refreshed the ICE Financial Systems Modernization (FSM) Program Management Office (PMO) resource and staffing plans; initiated resourcing activities to build out the PMO to a minimal level sufficient to support the FSM program.
- Updated program artifacts to support migration activities.

**FY 2022 Planned Key Milestone Events****Premigration Activities:**

- Complete ICE FSM functional and technical requirements documents.
- Add additional ICE FSM PMO support resources.
- Complete baseline data validations for all finance, accounting, reporting, master data, procurement, and asset data sets for ICE.
- Support all FSM-Cube data cleansing activities; provide staffed and stable financial data model and data staging repository.
- Update program artifacts to complete all acquisition program actions.
- Support FSM-Cube Component data migration activities.
- Provide program management, oversight and governance for all program activities including organizational change management, project risk, schedule, performance management, and integrated project teams.

**FY 2023 Planned Key Milestone Events****Migration Activities:**

- Complete selection of software solution set
- Complete selection of system integrator and begin engagement with program discovery actions.
- Complete Discovery Phase ICE and all Cube Component customers.
- Support FSM Discovery fit-gap analysis to meet functional requirements.
- Jointly develop Reports, Interfaces, Conversions, Enhancements, Forms, Workflows (RICE-FW) solution configuration with the system integrator (SI) and JPMO; address gaps identified during the Discovery fit-gap analysis.
- Execute customer migration activities, to include: test planning and test execution.
- Support ICE FSM-Cube data cleansing activities.
- Achieve Acquisition Decision Event 2A with approval to proceed with FSM implementation.
- Support IT infrastructure requirements (solution server updates, configuration, connectivity).

**Overall Investment Funding**

<i>(Dollars in Thousands)</i>	Prior Years	FY 2021	FY 2022	FY 2023
Operations and Support	\$17,301	\$7,502	\$590	\$1,235
Procurement, Construction, and Improvements	\$12,450	-	\$13,321	\$10,563
Research and Development	-	-	-	-
Legacy Appropriations	-			
<b>Total Project Funding</b>	<b>\$29,751</b>	<b>\$7,502</b>	<b>\$13,911</b>	<b>\$11,798</b>
Obligations	\$19,175	\$7,502		
Expenditures	\$19,175	\$7,502		

**Contract Information (Current/Execution Year, Budget Year)**

Contract Number	Contractor	Type	Award Date (mo/yr)	Start Date (mo/yr)	End Date (mo/yr)	EVM in Contract	Total Value (Dollars in Thousands)
HSCEMS-14-A-00006/ 70CMSW18FC0000114	Deloitte	FFP	09/2018	09/2018	09/2022	No	\$15,080
47QRAD19DU201/ 70CMSW20FR0000106	Ernst & Young	FFP	09/2020	10/2020	11/2025	No	\$8,830
HSHQDC-16-D-P2003/ 70CMSW18FR0000106	Flatter, Inc.	FFP	09/2018	09/2018	09/2023	No	\$8,053
192122OFMHQ000015/ 70CMSW22FR0000013	FedraTech, LLC	Labor Hour	01/2022	01/2022	6/30/26	No	\$3,986

**Significant Changes to Investment since Prior Year Enacted**

N/A

**Investment Schedule**

Description	Design Work		Project Work	
	Initiated	Completed	Initiated	Completed
	<b>FY 2021</b>			
Support customer migration planning activities to include strategy development and implementation planning			FY 2021 Q1	Ongoing
Update program artifacts to support customer migration			FY 2021 Q1	Ongoing
Support ICE and customer data cleansing activities			FY 2021 Q2	Ongoing
	<b>FY 2022</b>			
Support customer migration activities			FY 2022 Q1	Ongoing
Support selection of software and system integrator			FY 2022 Q3	FY 2022 Q4
Support ICE and customer data cleansing activities			FY 2022 Q1	Ongoing
Complete ICE FSM functional and technical requirement documents			FY 2022 Q1	FY 2023 Q4
	<b>FY 2023</b>			
Support customer migration activities			FY 2023 Q1	FY 2025 Q4
Complete Discovery Phase for ICE and customers			FY 2023 Q1	FY 2023 Q3
Support ICE FSM-Cube fit-gap analysis			FY 2023 Q3	FY 2023 Q3
Support ICE and customer data cleansing activities			FY 2023 Q1	FY 2026 Q4
Support IT infrastructure requirements			FY 2023 Q3	FY 2026 Q4

**Mission Support Assets and Infrastructure End Items – Investment  
Itemized Procurements**

**End Items Purchases**

*(Dollars in Thousands)*

	<b>Acquisition Level</b>	<b>IT/ Non-IT</b>	<b>MAOL</b>	<b>FY 2021 Enacted</b>	<b>FY 2022 President's Budget</b>	<b>FY 2023 President's Budget</b>
N/A - Mission Support Assets and Infrastructure End Items	Non-Major	Non-IT	No	\$3,060	-	-

**End Items Description**

Mission Support Assets and Infrastructure (MSAI) End Items support the development, modernization and/or procurement of IT and business administration solutions that exceed the \$250,000 PC&I threshold. ICE received \$3.1M in FY 2021 funding for MSAI End Items specifically for cybersecurity, and HR/Personnel system investments within the OCFO space for more effective monitoring and enhanced, automated reporting. The FY 2023 Budget does not include additional MSAI End Item funding.

<b>End Items Breakdown</b> <i>(Dollars in Thousands)</i>	<b>FY 2021 Enacted</b>		<b>FY 2022 President's Budget</b>		<b>FY 2023 President's Budget</b>	
	<b>Quantity</b>	<b>Amount</b>	<b>Quantity</b>	<b>Amount</b>	<b>Quantity</b>	<b>Amount</b>
Cyber Defense	N/A	\$2,100	-	-	-	-
HR Management System and TOPS	N/A	\$960	-	-	-	-
<b>Total</b>	-	<b>\$3,060</b>	-	-	-	-

**Operational Communications/Information Technology – PPA****Budget Comparison and Adjustments****Comparison of Budget Authority and Request***(Dollars in Thousands)*

	<b>FY 2021 Enacted</b>	<b>FY 2022 President's Budget</b>	<b>FY 2023 President's Budget</b>	<b>FY 2022 to FY 2023 Change</b>
T-8	\$6,000	\$6,000	\$8,134	\$2,134
TACCOM	\$6,850	-	-	-
Operational Communications/Information Technology End Items	\$8,628	\$15,000	\$4,300	(\$10,700)
<b>Total</b>	<b>\$21,478</b>	<b>\$21,000</b>	<b>\$12,434</b>	<b>(\$8,566)</b>
Subtotal Discretionary - Appropriation	\$21,478	\$21,000	\$12,434	(\$8,566)

**PPA Level I Description**

The Operational Communications and IT PPA supports the development, modernization, and enhancement of tactical communications and mission-specific IT systems for the Office of the Principle Legal Advisor (OPLA), Homeland Security Investigations (HSI), and Enforcement and Removal Operations (ERO) Directorates. Activities funded through this PPA strengthen law enforcement case management, expand tactical radio communications coverage, and deploy capabilities that directly support the ICE mission of enforcing Federal laws governing border control, customs, trade, and immigration.

This PPA is comprised of the following investments/activities:

**T-8:** This investment funds a multi-year IT modernization initiative, which provides incremental delivery of improved reporting capabilities, system enhancements, data governance process improvements, the elimination of paper and manual processes, and efficiencies such as reducing the number of hours spent manually processing, reviewing, and disseminating the results of complex queries in support of ERO's mission set.

**Operational Communications/Information Technology End Items:** This supports the development, modernization, and/or procurement of IT, communication systems, and information repository, analytics, and sharing capabilities that exceed the \$250,000 PC&I threshold but are not included on the DHS MAOL. In FY 2023, this investment includes Cyber Tech and T-8.



## Operational Communications/Information Technology – PPA Budget Authority and Obligations

*(Dollars in Thousands)*

	FY 2021	FY 2022	FY 2023
<b>Enacted/Request</b>	<b>\$21,478</b>	<b>\$21,000</b>	<b>\$12,434</b>
Carryover - Start of Year	\$2,886	\$7,183	\$9,630
Recoveries	-	-	-
Rescissions to Current Year/Budget Year	-	-	-
Net Sequestered Resources	-	-	-
Reprogramming/Transfers	-	-	-
Supplementals	-	-	-
<b>Total Budget Authority</b>	<b>\$24,364</b>	<b>\$28,183</b>	<b>\$22,064</b>
Collections - Reimbursable Resources	-	-	-
Collections - Other Sources	-	-	-
<b>Total Budget Resources</b>	<b>\$24,364</b>	<b>\$28,183</b>	<b>\$22,064</b>
Obligations (Actual/Estimates/Projections)	\$17,165	\$18,553	\$19,749
<b>Personnel: Positions and FTE</b>			
Enacted/Request Positions	-	-	-
Enacted/Request FTE	-	-	-
<b>Onboard and Actual FTE</b>			
Onboard (Actual/Estimates/Projections)	-	-	-
FTE (Actual/Estimates/Projections)	-	-	-

**Operational Communications/Information Technology – PPA****Summary of Budget Changes***(Dollars in Thousands)*

	<b>Positions</b>	<b>FTE</b>	<b>Amount</b>
<b>FY 2021 Enacted</b>	-	-	<b>\$21,478</b>
<b>FY 2022 President's Budget</b>	-	-	<b>\$21,000</b>
<b>FY 2023 Base Budget</b>	-	-	-
T-8	-	-	\$8,134
Operational Communications/Information Technology End Items	-	-	\$4,300
<b>Total Investment Elements</b>	-	-	<b>\$12,434</b>
<b>FY 2023 Request</b>	-	-	<b>\$12,434</b>
<b>FY 2022 TO FY 2023 Change</b>	-	-	<b>(\$8,566)</b>

## Operational Communications/Information Technology – PPA

### Non Pay Budget Exhibits

#### Non Pay by Object Class

*(Dollars in Thousands)*

	FY 2021 Enacted	FY 2022 President's Budget	FY 2023 President's Budget	FY 2022 to FY 2023 Change
25.1 Advisory & Assistance Services	\$8,628	-	-	-
25.2 Other Services from Non-Federal Sources	\$6,000	-	\$4,300	\$4,300
31.0 Equipment	\$6,850	\$21,000	\$8,134	(\$12,866)
<b>Total - Non Pay Budget Object Class</b>	<b>\$21,478</b>	<b>\$21,000</b>	<b>\$12,434</b>	<b>(\$8,566)</b>

**Operational Communications/Information Technology – PPA**  
**Capital Investment Exhibits**

**Capital Investments**

*(Dollars in Thousands)*

	<b>Acquisition Level</b>	<b>IT/ Non-IT</b>	<b>MAOL</b>	<b>FY 2021 Enacted</b>	<b>FY 2022 President's Budget</b>	<b>FY 2023 President's Budget</b>
024_000005384 - T-8	Non-Major	IT	No	\$6,000	\$6,000	\$8,134
024_000005382 - TACCOM	Non-Major	IT	No	\$6,850	-	-
N/A - Operational Communications/Information Technology End Items	Non-Major	IT	No	\$8,628	\$15,000	\$4,300

## T-8 – Investment Capital Investment Exhibits

### Procurement/Acquisition Programs

*(Dollars in Thousands)*

	Acquisition Level	IT/ Non-IT	MAOL	FY 2021 Enacted	FY 2022 President's Budget	FY 2023 President's Budget
024_000005384 - T-8	Non-Major	IT	No	\$6,000	\$6,000	\$8,134

#### **Investment Description**

The USC – Title 8 Aliens and Nationality (T-8) initiative, formerly known as Immigration Data Modernization (IDM), is a multi-year IT modernization initiative providing incremental delivery of improved reporting capabilities, system enhancements, data analytics and reporting, data governance process, and mission operational efficiencies in support of the Enforcement and Removal Operations (ERO)'s mission. T-8 is an ERO portfolio of projects for building data management tools to reduce redundant processes and enhance officer decision making. Government audits and Congressional inquiries have highlighted ICE ERO deficiencies and vulnerabilities that the T-8 Portfolio addresses. The FY 2023 Budget continues T-8's multi-year IT modernization effort. In FY 2023, T-8 will focus on critical solutions lacking an enterprise IT system, such as Operations Planning, Forms, Bonds, and Travel Documents.

The graphic that follows illustrates the details of the first deliverable within the portfolio and prioritizes the development of functionality based on current IT system gaps, dependencies, benefits, risks, and ERO mission impacts. The T-8 Program 1 Roadmap consists of independent development projects implemented on an integrated platform. The expected productivity improvements will have significant positive impacts across each phase of ERO's mission to identify, apprehend, and remove non-citizens more quickly and efficiently. These productivity improvements from the portfolio include:

- Reduced incidence of user errors and user time to perform mission tasks;
- Improved user acceptance of the system;
- Eliminated paper and manual processes outside the official systems of record;
- Improved use of high-assurance identification and verification methods for individuals throughout the immigration lifecycle;
- Enabled access to changed data, reporting and analysis capabilities that support person-centric, event-centric, and attribute centric queries that are timely, comprehensive, and accurate;
- Reduced the number of hours spent manually processing, reviewing, and disseminating the results of complex queries;
- Eliminated disjointed tasks and user environments, enabling field personnel to focus on value added activities, and;
- Enhanced data collection for comprehensive reporting.

	FY2020 Q1/2	FY2020 Q3/4	FY2021 Q1/2	FY2021 Q3/4	FY2022 Q1/2	FY2022 Q3/4	FY2023 Q1/2	FY2023 Q3/4	FY2024 Q1/2	FY2024 Q3/4
Leads & Arrests	Planning and Analysis				Leads Management/Operations Planning					
	Unplanned requirements		AART 11/26/21							
			FOAS 11/28/21							
Custody Management	Planning and Analysis		Bed Request System 8/18/21							
Case and Docket		Planning and Analysis	Comprehensive Search & Query				Planning and Analysis	Forms		
Non-Detained						Planning and Analysis	Bonds			
Removal Logistics and Operations	Planning and Analysis		ICE Air Operations - Charter			1/14/22				
					Planning and Analysis	ICE Air Operations - Commercial				
					Planning and Analysis	Travel Documents				
Reporting & Analytics	Planning and Analysis		HQ Reporting & Analytics							
ALF Milestones		ADE-2A	ADE-2B			IAO Charter IOC			FOC	ADE-3

**Justification**

The FY 2023 President’s Budget includes funding to complete several IT modernization efforts and begin development of the final projects under the T-8 program, as defined by the roadmap above. The new IT platforms being used under T-8 have already demonstrated significant benefits in reducing the time to plan, develop, and roll out critical applications. For example, T-8 took on unplanned requirements to develop the Field Office Appointment Scheduler (FOAS) as a direct action to streamline some of the procedures for processing noncitizens reporting to ICE from U.S. Customs and Border Protection (CBP) at the border. T-8 agreed to take on this new scope to help DHS meet significant increased demand because of the Southwest border surge. FOAS was scoped, built, tested, and deployed in three months using new technology platforms and methods, where transition tools and methods would have taken longer. T-8 will use FY 2023 funds to continue rapid development and deployment of new, mission critical applications to further enhance ERO business processes and meet evolving mission needs.

**FY 2021 Key Milestone Events**

- Began development of the ICE Air Operations - Charter Program application.
- Designed and deployed the Arrest Approval Request Tool (AART) and FOAS in support of new Civil Immigration Enforcement Priorities and the Southwest Border Initiative (new, unfunded requirements).

- Began development of the Leads Management application.
- Began development of HQ Reporting and Analytics.
- Began and completed the foundational components of data integration with CBP/Universal Immigration Portal (CBP/UIP).
- Began development of Comprehensive Search and Query.
- Continued development of Bed Request System (BRS)

**FY 2022 Planned Key Milestone Events**

- Continue and complete development of the Leads Management application.
- Deploy ICE AirOps – Charter.
- Continue development of Comprehensive Search and Query, scheduled to be completed in FY 2022.
- Continue development of the HQ Reporting and Analytics application, scheduled to be completed in FY 2024.
- Begin development of ICE Air Operations – Commercial, scheduled to be completed in FY 2024.

**FY 2023 Planned Key Milestone Events**

- Begin development of Travel Documents, Forms, and Bonds applications.
- Continue development of the HQ Reporting and Analytics application
- Continue development ICE Air Operations – Commercial application.

**Overall Investment Funding**

<i>(Dollars in Thousands)</i>	<b>Prior Years</b>	<b>FY 2021</b>	<b>FY 2022</b>	<b>FY 2023</b>
Operations and Support	\$7,724	\$2,616	\$5,872	\$6,000
Procurement, Construction, and Improvements	\$10,300	\$6,000	\$6,000	\$8,134
Research and Development	-	-	-	-
Legacy Appropriations	\$7,150			
<b>Total Project Funding</b>	<b>\$25,174</b>	<b>\$8,616</b>	<b>\$11,872</b>	<b>\$14,134</b>
Obligations	\$19,677	\$7,736		
Expenditures	\$12,213	\$5,985		

**Contract Information (Current/Execution Year, Budget Year)**

<b>Contract Number</b>	<b>Contractor</b>	<b>Type</b>	<b>Award Date (mo/yr)</b>	<b>Start Date (mo/yr)</b>	<b>End Date (mo/yr)</b>	<b>EVM in Contract</b>	<b>Total Value (Dollars in Thousands)</b>
70CTD020FR0000211	Government CIO	FFP	09/2020	09/2020	09/2025	No	\$18,720
HHSN316201200126W / 70CTD020FR0000093	CyberData, Technologies Inc.	FFP	06/2020	06/2020	06/2023	No	\$5,703

**Significant Changes to Investment since Prior Year Enacted**

T-8 funding was allotted in March 2020, which delayed the start of the T-8 Roadmap. Additionally, a request to accelerate the T-8 Program and Bed Request Tracker development began in June 2020. This is scheduled to be completed by June 2022. Headquarters Analytics and Reporting for the T-8 Program has also been accelerated.

T-8 took on unplanned requirements in FY 2021 to meet emerging operational needs. First, T-8 developed and deployed the Activity Analysis and Reporting Tool (AART) to support implementation of the new Civil Immigration Enforcement Priorities. AART facilitated a review and approval process for certain enforcement actions, as defined by Secretary Mayorkas in FY 2021 Q2. In FY 2021 Q3, T-8 took on a requirement, FOAS, to develop a scheduling system to streamline the processing of noncitizens and family units at the Southwest border and assist ERO field offices meeting the demand for in-person appointments to process the immigration cases for those noncitizens and family units.



**Investment Schedule**

Description	Design Work		Project Work	
	Initiated	Completed	Initiated	Completed
	<b>FY 2021</b>			
Detention Request Tool (aka Bed Space Tracker)				FY 2022 Q3
ICE Air Operations – Charter Application Development		FY 2021 Q1	FY 2021 Q2	
ICE Air Operations – Commercial Application Development		FY2022 Q3	FY 2022 Q3	FY2023 Q4
Arrest Approval Request Tool	FY 2021 Q2	FY 2021 Q2	FY 2021 Q2	FY 2021 Q2
Field Office Appointment Scheduler	FY 2021 Q3	FY 2021 Q3	FY 2021 Q3	FY 2021 Q4
Reporting and Analytics Application Development		FY 2020 Q4	FY 2021 Q1	FY 2022 Q3
	<b>FY 2022</b>			
Leads Management Application Development		FY 2022 Q2	FY 2022 Q2	FY 2024 Q3
Reporting and Analytics Application Development		FY 2020 Q4	FY 2021 Q1	FY 2022 Q3
	<b>FY 2023</b>			
Development of Forms	FY 2023 Q1	FY 2023 Q1	FY 2023 Q1	
Development of Bonds applications	FY 2023 Q1	FY 2023 Q1	FY 2023 Q1	
Development of Travel Documents	FY 2023 Q1	FY 2023 Q1	FY 2023 Q1	

## TACCOM – Investment Itemized Procurements

### End Item Purchases

*(Dollars in Thousands)*

	Acquisition Level	IT/ Non-IT	MAOL	FY 2021 Enacted	FY 2022 President's Budget	FY 2023 President's Budget
024_000005382 - TACCOM	Non-Major	IT	No	\$6,850	-	-

### End Items Description

The TACCOM investment provides ICE officers and agents with reliable and secure communications, improved, and expanded radio coverage, increased system capacity, and enhanced interoperability across law enforcement agencies, and additional capabilities while delivering 24/7 availability and priority access for ICE Law Enforcement Officers (LEOs). Periodic upgrades to TACCOM infrastructure are necessary to strengthen coverage, capacity, interoperability, scalability/adaptability, and security in the areas of the country where LEOs require dependable TACCOM capabilities. The FY 2023 Budget does not include additional funding for TACCOM.

End Items Breakdown <i>(Dollars in Thousands)</i>	FY 2021 Enacted		FY 2022 President's Budget		FY 2023 President's Budget	
	Quantity	Amount	Quantity	Amount	Quantity	Amount
TACCOM	N/A	\$6,850	-	-	-	-
<b>Total</b>	-	<b>\$6,850</b>	-	-	-	-

## Operational Communications/Information Technology End Items – Investment Itemized Procurements

### End Items Purchases

*(Dollars in Thousands)*

	Acquisition Level	IT/ Non-IT	MAOL	FY 2021 Enacted	FY 2022 President's Budget	FY 2023 President's Budget
N/A - Operational Communications/Information Technology End Items	Non-Major	IT	No	\$8,628	\$15,000	\$4,300

### End Items Description

The Operational Communications/Information Technology (IT) End Items supports the development, modernization, and/or procurement of IT and communication systems that exceed the \$250,000 PC&I threshold but are not included on the DHS MAOL. In FY 2023, items that fall under this activity include the following:

End Items Breakdown <i>(Dollars in Thousands)</i>	FY 2021 Enacted		FY 2022 President's Budget		FY 2023 President's Budget	
	Quantity	Amount	Quantity	Amount	Quantity	Amount
Cybercrime Technology Enhancement	-	-	-	-	-	\$4,300
Repository for Analytics in a Virtualized Environment (RAVEN)		\$8,628		\$15,000		-
<b>Total</b>	-	\$8,628	-	\$15,000	-	\$4,300

Cybercrime Technology Enhancement: The FY 2023 Budget includes \$4.3M to provide the technology needed for the HSI Victim Identification Lab expansion at the HSI Cyber Crime Center (C3). The technical equipment and software at the HSI Victim Identification Lab require continuous and frequent updating due to the technology applications leveraged by perpetrators. These items include increased power and cooling capabilities, and ergonomic additions to improve working conditions within the Victim Identification Lab.

Repository for Analytics in a Virtualized Environment (RAVEN): The Repository for Analytics in a Virtualized Environment (RAVEN) is the technical platform supporting the HSI Innovation Lab and powering the Agency's advanced analytic capabilities. RAVEN enhances HSI's ability to support its mission to disrupt and dismantle transnational criminal organizations, fight terrorism, and protect the homeland.

***Construction and Facility Improvements – PPA*****Budget Comparison and Adjustments****Comparison of Budget Authority and Request***(Dollars in Thousands)*

	<b>FY 2021 Enacted</b>	<b>FY 2022 President's Budget</b>	<b>FY 2023 President's Budget</b>	<b>FY 2022 to FY 2023 Change</b>
Mission Capacity Expansion	\$51,761	\$11,900	\$14,200	\$2,300
Critical Repair/Replacement Requirement	\$21,500	\$5,479	\$60,565	\$55,086
<b>Total</b>	<b>\$73,261</b>	<b>\$17,379</b>	<b>\$74,765</b>	<b>\$57,386</b>
Subtotal Discretionary - Appropriation	\$73,261	\$17,379	\$74,765	\$57,386

**PPA Level I Description**

The Construction and Facility Improvements PPA provides resources to support construction and improvements to existing ICE-owned and leased facilities. ICE maintains 532 operational sites, comprised of approximately 9.2 million square feet. These sites provide both office and mission space for ICE LEOs and attorneys, as well as mission support employees, and the sites serve the operational requirements of medical screening, processing, and housing for alien detainees.

The ICE-owned portfolio consists of 18 separate sites across the country as well as the U.S. Virgin Islands and Puerto Rico, situated on approximately 620 acres. These sites contain more than 230 buildings comprising approximately 1.6 million square feet. They also include approximately 253 non-habitable structures and infrastructure, such as security fences, communications towers, electrical distribution centers, firing ranges, roads, and water-treatment systems. The most recently conducted Facilities Condition Assessments (FCAs) in FY 2013 valued ICE-owned facilities (both buildings and non-habitable structures and infrastructure) at approximately \$623.0M. ICE's leased portfolio consists of 514 leased facilities across all 50 States, Puerto Rico, the U.S. Virgin Islands, Guam, and Saipan. It comprises approximately 7.7 million usable square feet. This PPA is further allocated into the following investments/activities:

**Mission Capacity Expansion:** This activity funds acquisition of real property, construction of new ICE-owned facilities, major tenant improvements to leased facilities and renovations to existing owned and/or leased facilities to support approved new/priority mission requirements or expansion of existing mission activities.

**Critical Repair/Replacement Requirement:** This activity funds major repairs, renovations, tenant improvements, restoration, and modernization to owned and leased facilities and/or associated building systems (HVAC, electrical, water, etc.) with the objective of improving efficiency and sustaining current operations. This activity also includes construction of new ICE-owned facilities to replace existing facilities that have exceeded their useful life and/or are no longer able to support current ICE missions.

## Construction and Facility Improvements – PPA Budget Authority and Obligations

*(Dollars in Thousands)*

	FY 2021	FY 2022	FY 2023
<b>Enacted/Request</b>	<b>\$73,261</b>	<b>\$17,379</b>	<b>\$74,765</b>
Carryover - Start of Year	\$35,602	\$77,826	\$15,871
Recoveries	-	-	-
Rescissions to Current Year/Budget Year	-	-	-
Net Sequestered Resources	-	-	-
Reprogramming/Transfers	-	-	-
Supplementals	-	-	-
<b>Total Budget Authority</b>	<b>\$108,863</b>	<b>\$95,205</b>	<b>\$90,636</b>
Collections - Reimbursable Resources	-	-	-
Collections - Other Sources	-	-	-
<b>Total Budget Resources</b>	<b>\$108,863</b>	<b>\$95,205</b>	<b>\$90,636</b>
Obligations (Actual/Estimates/Projections)	\$31,037	\$79,334	\$47,261
<b>Personnel: Positions and FTE</b>			
Enacted/Request Positions	-	-	-
Enacted/Request FTE	-	-	-
<b>Onboard and Actual FTE</b>			
Onboard (Actual/Estimates/Projections)	-	-	-
FTE (Actual/Estimates/Projections)	-	-	-

## Construction and Facility Improvements – PPA

### Summary of Budget Changes

*(Dollars in Thousands)*

	Positions	FTE	Amount
<b>FY 2021 Enacted</b>	-	-	\$73,261
<b>FY 2022 President's Budget</b>	-	-	\$17,379
<b>FY 2023 Base Budget</b>	-	-	-
Mission Capacity Expansion	-	-	\$14,200
Critical Repair/Replacement Requirement	-	-	\$60,565
<b>Total Investment Elements</b>	-	-	\$74,765
<b>FY 2023 Request</b>	-	-	\$74,765
<b>FY 2022 TO FY 2023 Change</b>	-	-	\$57,386

**Construction and Facility Improvements – PPA**  
**Non Pay Budget Exhibits**

**Non Pay by Object Class**  
*(Dollars in Thousands)*

	<b>FY 2021 Enacted</b>	<b>FY 2022 President's Budget</b>	<b>FY 2023 President's Budget</b>	<b>FY 2022 to FY 2023 Change</b>
32.0 Land and Structures	\$73,261	\$17,379	\$74,765	\$57,386
<b>Total - Non Pay Budget Object Class</b>	<b>\$73,261</b>	<b>\$17,379</b>	<b>\$74,765</b>	<b>\$57,386</b>



**Construction and Facility Improvements – PPA**  
**Capital Investment Exhibits**

**Capital Investments**

*(Dollars in Thousands)*

	<b>Acquisition Level</b>	<b>IT/ Non-IT</b>	<b>MAOL</b>	<b>FY 2021 Enacted</b>	<b>FY 2022 President's Budget</b>	<b>FY 2023 President's Budget</b>
N/A - Mission Capacity Expansion	Non-Major	Non-IT	No	\$51,761	\$11,900	\$14,200
N/A - Critical Repair/Replacement Requirement	Non-Major	Non-IT	No	\$21,500	\$5,479	\$60,565

## Mission Capacity Expansion – Investment Capital Investment Exhibits

### Construction

*(Dollars in Thousands)*

	Acquisition Level	IT/ Non-IT	MAOL	FY 2021 Enacted	FY 2022 President's Budget	FY 2023 President's Budget
N/A - Mission Capacity Expansion	Non-Major	Non-IT	No	\$51,761	\$11,900	\$14,200

### **Construction Description**

This activity funds major tenant improvements at leased facilities for current and future staff, as well as for the acquisition, renovation, and modification of both new and existing facilities in support of approved mission requirements or mission expansions.

### **Justification**

The FY 2023 Budget includes \$14.2M to support the following projects:

#### **Project #1: OPLA Litigation Team Augmentation**

**Funding Requirement:** The FY 2023 Budget includes \$10.5M in support of OPLA facilities expansion projects, consistent with the DOJ's EOIR expansion in the following areas: San Francisco, CA; Queens/Long Island, NY; Raleigh/Durham, NC; and Ft. Lauderdale, FL.

**Description:** The DOJ EOIR's footprint has outpaced OPLA's requisite expansion. EOIR's courtroom presence includes areas where ICE currently has no OPLA personnel. Due to the nature of the court proceedings with heavy paper file requirements for proper representation, it is imperative for OPLA attorneys to be in close proximity to EOIR courtrooms, dictating the need for additional facility space. OPLA will be located in the same building as EOIR, or within 2 blocks.

**Justification:** The FY 2023 Budget addresses the required expansion of OPLA to maintain a presence in each EOIR courtroom to cover increased workload and provide sufficient legal support staff supporting day-to-day legal proceedings and operations for timely case adjudication. Through coordination with EOIR on anticipated locations for expansion, ICE has identified the following facility projects to be funded in FY 2023:

- San Francisco East Bay Area – \$3.9M for 23 new EOIR courtrooms
- Queens/Long Island City – \$2.4M for 13 new EOIR courtrooms
- Raleigh/Durham Area – \$2.0M for 11 new EOIR courtrooms
- Ft. Lauderdale – \$2.2M for 12 new EOIR courtrooms

**Construction and Facility Improvements – PPA****Mission Capacity Expansion**

Impact: These facilities and commensurate additional staff enable OPLA to keep pace with an expanding EOIR footprint and increasing workload. New facilities will provide OPLA with the necessary space for a sufficient number of attorneys to appear in new courtrooms, as well as support staff to perform administrative legal tasks. Furthermore, they will increase representation of DHS priority cases, such as bond hearings and criminal noncitizen cases involving terrorist or human rights abusers, enhance detection of immigration fraud, and curtail the granting of unentitled benefits to immigration violators. This also supports the reduction in the backlog of more than 1.3M pending immigration cases, which currently can extend case dispositions by years, and which only serves to increase number of individuals in the immigration enforcement lifecycle.

Construction /Lease Award Schedule:

Activity	Estimated Schedule
Contract Solicitation (Lease Solicitation)	FY 2022 Q4
Design Award (Lease Award)	FY 2023 Q2
Design Complete	FY 2023 Q3
Construction Award	FY 2023 Q4
Construction Start	FY 2023 Q4
Construction Complete	FY 2024 Q4

**Project #2: Cybercrime Facility Expansion**

Funding Requirement: The FY 2023 Budget includes \$3.7M in support of HSI Cybercrime facility expansion project.

Description: The current HSI Victim Identification Lab space is too small and lacks the necessary upgrades in design and technology to quickly and efficiently identify victims of crime. The current facility only accommodates six agents/analysts and has very limited space for equipment, supplies, storage, and collaborative workspace. This expanded/upgraded lab will allow C3 to identify additional victims more quickly. This will expand the existing lab by adding additional space and upgrading the design and technology of the lab, which will result in more than doubling the productivity of the lab.

Justification: Over the past several years, the HSI, C3, Child Exploitation Investigations Unit has seen exponential growth in investigative leads that require the use of the capabilities contained within the HSI Victim Identification Lab. Due to the sensitive nature of the material, this work must be completed in space that is isolated from the rest of the office. This funding will allow HSI to build out space sufficiently for this critical function, covering physical space build out, electrical upgrades, and furniture.

**Construction and Facility Improvements – PPA****Mission Capacity Expansion**

Impact: This expansion would provide the HSI Victim Identification Lab with specialized mission space to address the increase in investigative leads, personnel, and hardware requirements, which would directly lead to additional investigative leads to the field, a reduction in the backlog of unidentified child exploitation victims, additional collaboration with our domestic and international partners, and to a direct increase in the emotional wellbeing of the agents and analysts who work in this challenging space – all resulting in a projected 30 percent reduction in cycle-time to identify victims and a more than doubling of the lab’s productivity. The Victim Identification Lab is a world-wide leader in child exploitation investigations and the identification and rescue of victims of abuse and exploitation. This expansion would allow HSI to continue to grow and increase our investigative capabilities and continue to be a leader in this investigative space. Further, this expansion aligns with the goals and objectives outlined in the Department of Homeland Security, Cybersecurity Strategy Implementation Plan and the Homeland Security Investigations, Cyber Strategic Plan.

Construction /Lease Award Schedule:

<b>Activity</b>	<b>Estimated Schedule</b>
Contract Solicitation (Lease Solicitation)	FY 2023 Q1
Design Award (Lease Award)	FY 2023 Q2
Design Complete	FY 2024 Q1
Construction Award	FY 2024 Q2
Construction Start	FY 2024 Q2
Construction Complete	FY 2024 Q4

**Critical Repair/Replacement Requirement – Investment  
Capital Investment Exhibits**

**Construction**

*(Dollars in Thousands)*

	<b>Acquisition Level</b>	<b>IT/ Non-IT</b>	<b>MAOL</b>	<b>FY 2021 Enacted</b>	<b>FY 2022 President's Budget</b>	<b>FY 2023 President's Budget</b>
N/A - Critical Repair/Replacement Requirement	Non-Major	Non-IT	No	\$21,500	\$5,479	\$60,565

**Construction Description**

The Critical Repair/Replacement Requirement provides resources to accomplish major repairs, renovations, and replacement of existing facilities and/or critical building systems throughout ICE’s real property portfolio.

Funding for replacement, repairs, and improvements at ICE-owned facilities ensures ICE is able maintain the facilities necessary to process, detain, and house noncitizens. As noncitizens pass through immigration proceedings, detention facilities enable ICE to keep immigration law violators in custody during removal proceedings. ICE must provide accommodations in compliance with Performance Based National Detention Standards (PBNDS), Federal and State occupational safety and health standards, and Federal and State environmental protection standards. In order to comply with regulatory standards and pass audits and inspections, ICE must properly maintain, repair, and modernize its owned facilities portfolio. Funding is required to prevent failure or breakdown of critical systems, such as heating and cooling, plumbing and sanitation, food services, security, and lighting. Loss or major degradation of any one of these critical systems may necessitate a shutdown of the affected detention facility. Shutdown of a detention facility requires the transfer of all detainees to contract detention facilities, which would be cost prohibitive and severely detrimental to ICE’s ability to fulfill its mission. In some cases, ICE-owned facilities have exceeded their useful/service life and can no longer sustain current ICE missions. These facilities are not economical to repair and must be demolished and replaced with new facilities that comply with modern building design, safety, and environmental/sustainability standards.

Funding for replacement, repairs, and tenant improvements at ICE-leased facilities ensures the Agency has sufficient presence throughout the U.S. and its Territories to conduct existing/ongoing investigative, removal, and legal missions. This often requires relocation from one or multiple existing leased facilities to others due to expiring leases, market conditions, and/or local political climate. There are situations in which third party landlords force ICE to relocate out of its current facility and a suitable in-kind replacement is subsequently required. ICE is also required to relocate from private leases into Federal buildings at lease expiration provided the Federal building supports mission requirements. At the beginning of each new lease and prior to occupancy, ICE must complete tenant improvements and associated build out to ensure the new facility can support ICE mission and functional requirements.

**Justification**

The FY 2023 Budget includes \$60.6M to support the below projects. The ICE Office of Asset and Facility Management (OAFM) identified these projects by working across ICE mission programs to define and prioritize owned and leased PC&I requirements and submitting projects to the Real Property Investment Review Board to ensure alignment with Agency strategy.

**Project #1: Construction of Administration Building, El Paso, TX**

**Funding Requirement:** \$24.5M to construct a new administration/command and control building at the El Paso Service Processing Center (SPC) to replace the existing, outdated facility and temporary trailers located onsite.

**Description:** The new facility will be roughly 20,000 square feet and house ICE administrative functions and Field Office Director operations supporting the SPC. The new building will also include a command center for the SPC, replacing the technologically obsolete command center that exists today.

**Justification:** The current administration facility at the El Paso SPC was constructed in 1965 and is past its useful life. The building is only 6,600 square feet and cannot adequately support SPC administrative functions or operational functions at the SPC. The current building does not have a fire sprinkler system, nor does it meet current accessibility (ADA) requirements. The existing command center relies on 20+ year old technology to monitor perimeter security and operations in detainee areas and equipment frequently fails and/or needs to be replaced to maintain minimum functionality.

**Impact:** A new administration building will greatly enhance safe and efficient operations at the SPC, which currently occur in several outdated buildings. ICE staff spaces will be designed to meet current DHS and Agency space standards (i.e., 150 square feet per person) to optimize occupancy, workflow, and utilization. The new facility will enable ERO El Paso to reduce suspense time a noncitizen is in a congregate setting by 50 percent while being processed by CBP. Sustainable design features will also be incorporated to reduce energy consumption, improve efficiency, and comply with numerous Federal mandates. Finally, temporary facilities housing ICE staff will be demolished, eliminating the need for continued repairs to keep SPC operations functional and the compound secure.

Construction Award Schedule:

Activity	Estimated Schedule
Contract Solicitation (Design)	FY 2023 Q2
Design Award	FY 2023 Q3
Design Complete	FY 2024 Q3
Construction Award	FY 2025 Q1
Construction Start	FY 2025 Q2
Construction Complete	FY 2027 Q2

**Project #2: Construction of New Medical/Dental Facility, El Paso, TX**

Funding Requirement: \$14.5M to construct a new medical/dental facility at the El Paso SPC to replace the existing, outdated facility.

Description: The new facility will be 17,000 square feet and include 15 beds consisting of: four isolation rooms with negative air pressure, four examination rooms, seven rooms for patient care, and a pharmacy. The new building will also include two dental suites.

Justification: The existing medical/dental clinic cannot adequately support SPC operations housing 800+ detainees on a daily basis. The current facility consists of one small building with few beds and one small dental area. It was built in the 1960s and is beyond its useful service life.

Impact: Funding a new medical/dental facility will allow ICE to adequately provide medical and dental treatment for detainees at the El Paso SPC placed in our care. Sustainable design features will also be incorporated to reduce energy consumption, improve efficiency, and comply with numerous Federal mandates.

Construction Award Schedule:

Activity	Estimated Schedule
Contract Solicitation (Design)	FY 2023 Q2
Design Award	FY 2023 Q3
Design Complete	FY 2024 Q3
Construction Award	FY 2025 Q1
Construction Start	FY 2025 Q2
Construction Complete	FY 2027 Q2

**Project #3: New Lease Tenant Improvements for ERO, OPLA, and HSI Colocation Facility, Newburgh, NY**

Funding Requirement: \$5.4M to provide tenant improvements to co-locate three ICE programs (ERO, OPLA, and HSI) at a newly leased space in Newburgh, NY.

Description: This project will replace the expiring lease in Newburgh, NY for OPLA Deputy Chief Counsel’s office, the ERO Assistant Field Office Director for Detention and Processing, and the HSI Resident Agent in Charge (RAC). The existing lease expires on April 30, 2025 and requires OPLA, HSI, and ERO to relocate. The new co-located space will optimize requirements for all three program tenants in a single facility.

Justification: All three programs currently located in Newburgh, NY have outgrown their existing facility and will gain efficiencies by co-locating into a single new facility. OPLA supports three EOIR Immigration Judge courts in the Newburgh area. ERO missions includes Institutional Removal Program for two nearby State prisons, Criminal Apprehension Program, and Fugitive Operations Program for Northern NY counties. HSI missions include all investigative, program functions, and law enforcement partnerships in Northern NY. No other ICE offices in NY can reasonably support these programs, due to travel distances and logistical constraints. The existing ERO, HSI, and OPLA spaces are not sufficient to accommodate their workforce and personnel do not have space to perform their duties. Co-locating these programs will enable numerous efficiencies through common break rooms, conference rooms, and support areas. Implementing Workplace Transformation Initiative (WTI) and current ICE space design standards will allow ICE to develop an optimized floor plan to meet mission needs while minimizing overall footprint requirements.

Impact: This project will enable ICE programs to relocate from facilities that no longer meet mission requirements. Co-locating these programs will enable numerous efficiencies through common break rooms, conference rooms, and support areas. Implementing WTI and current ICE space design standards will allow ICE to develop an optimized floor plan to meet mission needs while minimizing overall footprint requirements. Finally, rent savings and net footprint reduction may also be realized by combining all programs into a single facility.



Construction /Lease Award Schedule:

<b>Activity</b>	<b>Estimated Schedule</b>
Contract Solicitation (Lease Solicitation)	FY 2023 Q2
Design Award (Lease Award)	FY 2023 Q4
Design Complete	FY 2024 Q2
Construction Award	FY 2024 Q2
Construction Start	FY 2024 Q3
Construction Complete	FY 2025 Q2

**Project #4: New Lease Tenant Improvements for ERO and HSI Colocation Facility, Ogden, UT**

Funding Requirement: \$4.0M to provide tenant improvements to co-locate ICE ERO and HSI at a newly leased space in Ogden, UT.

Description: This project will replace an existing leased facility for the HSI RAC and ERO Supervisory Detention and Deportation Officer (SDDO) that does not meet current mission requirements. Additionally, the new lease space will include dedicated mission space for processing areas, holding cells, and tactical law enforcement operations.

Justification: The HSI and ERO programs currently occupy a space in Ogden, UT which does not meet the requirements of the mission. Both programs have outgrown their existing facility and will gain efficiencies by continuing to co-locate in a single new facility. ERO and HSI both support the Quick Response Team (QRT) for six Northern UT counties. ERO supports institutional enforcement at six county jails, along with detainee transfer from Idaho and Montana sub-offices. HSI supports law enforcement partnerships and task forces in Northern UT, including narcotics, crimes against children, counter-proliferation, and human trafficking functions. Co-locating these programs will enable numerous efficiencies in administrative areas through common break, conference rooms, and support areas.

Impact: This project will enable ICE programs to relocate a facility that no longer meets mission requirements. ERO needs increased detention mission spaces that are currently inadequate and put officer safety at risk. HSI mission space will include essential HSDN and lab space that is currently absent from the current location. Co-locating these programs will provide numerous efficiencies in administrative and common areas with WTI. Further, ICE will achieve numerous efficiencies through use of current DHS and Agency space standards and WTI to optimize utilization, workflow, and daily operations. Finally, rent savings and net footprint reduction may also be realized by combining both programs into a single collocated facility.

Construction /Lease Award Schedule:

<b>Activity</b>	<b>Estimated Schedule</b>
Contract Solicitation (Lease Solicitation)	FY 2022 Q4
Design Award (Lease Award)	FY 2023 Q2
Design Complete	FY 2023 Q3
Construction Award	FY 2023 Q4
Construction Start	FY 2023 Q4
Construction Complete	FY 2024 Q3

**Project #5: Tenant Improvements for ERO Facility in San Jose, CA**

Funding Requirement: \$3.6M to provide tenant improvements for a new ERO leased mission support facility in San Jose, CA.

Description: This project will replace an existing leased facility in Morgan Hill, CA. The current site includes administrative space only with the lease expiring September 30, 2026. The new space will include administrative and detention space.

Justification: ERO is currently located in Morgan Hill, CA where the political climate has not allowed the construction of or operation of temporary detention facilities. Although the lessor was willing to build out the space to include ERO’s detention requirements, the city would not provide permits to do so. ICE had a signed lease based on the full requirement but has only been able to house administrative functions in Morgan Hill to date. This requires ERO staff to travel over 70 miles each way to and from Stockton or San Francisco, CA to support detainee operations at the closest available detention facility. The constant travel has created undue strain on mission effectiveness, Government resources, and staff morale. Once a new space is ready, the Morgan Hill site will be released back to GSA.

Impact: This project will greatly improve ERO’s operational efficiency by combining administrative and detention-related functions into a single facility. The new facility will avoid unnecessary time, money, wear and tear on vehicles, and inconvenience/risk to noncitizens being transported long distances for processing.

Construction /Lease Award Schedule:

<b>Activity</b>	<b>Estimated Schedule</b>
Contract Solicitation (Lease Solicitation)	FY 2023 Q2
Design Award (Lease Award)	FY 2024 Q1
Design Complete	FY 2024 Q2
Construction Award	FY 2024 Q2
Construction Start	FY 2024 Q3
Construction Complete	FY 2025 Q3

**Project #6: New Lease Tenant Improvements for HSI Facility, Irvine, CA**

Funding Requirement: \$3.3M for tenant improvements to support the consolidation of HSI Santa Ana and Laguna Niguel, CA offices. Staff and functions will be relocated to a new leased facility in Irvine/Santa Ana, CA.

Description: This project will provide tenant improvements to consolidate HSI Orange County operations from the Chet Holifield Federal Building in Laguna Niguel, CA and the Santa Ana Federal Building in Santa Ana, CA to a new single leased facility in Irvine, CA.

Justification: HSI staff performing critical mission support in the Southwest U.S. must relocate from the Chet Holifield Federal Building by the end of 2023, since GSA has decided to close and exit this facility. The Santa Ana Federal Building does not have available space to expand or reconfigure to absorb HSI staff and functions from Laguna Niguel. Further, the Santa Ana Federal Building has no on-site parking for Government vehicles supporting HSI missions.

Impact: The consolidation of the Laguna Niguel and Santa Ana offices will result in a 32 percent reduction in square footage (from 29,001 USF to 19,821 USF) and avoid \$0.3M in annual rent costs. This project will provide required tenant improvements to sustain HSI Orange County missions in Irvine, CA and be fully operational prior to the Chet Holifield Federal Building closure.

Construction /Lease Award Schedule:

<b>Activity</b>	<b>Estimated Schedule</b>
Contract Solicitation (Lease Solicitation)	FY 2022 Q3
Design Award (Lease Award)	FY 2023 Q1
Design Complete	FY 2023 Q2

**Construction and Facility Improvements – PPA****Critical Repair/Replacement Requirement**

Construction Award	FY 2023 Q3
Construction Start	FY 2023 Q3
Construction Complete	FY 2024 Q1

**Project #7: New Lease Tenant Improvements for HSI Facility, Rio Grande City, TX**

Funding Requirement: \$2.9M to provide tenant improvements to consolidate HSI at an existing leased facility in Rio Grande City, TX.

Description: This project will allow ICE to terminate an existing lease in Falcon Dam, TX and co-locate HSI tenants in an existing ICE leased facility in Rio Grande City, TX.

Justification: HSI currently occupies a space with CBP in Falcon Dam, TX which does not meet the requirements of its Southwest border mission. CBP recently performed a renovation of the space in Falcon Dam and reduced available square footage for HSI missions. The current location also poses several challenges such as, limited evidence storage, radio communication dead zone, and it is not in proximity to State and local partners. As a result, HSI is seeking to relocate and consolidate Falcon Dam functions to an existing Rio Grande City, TX leased facility. If project does not move forward, HSI will be forced to split operations between Rio Grande City, TX and Falcon Dam, TX resulting in continued rent at two separate locations, operational inefficiencies, and failure of the Falcon Dam facility to meet all mission requirements.

Impact: This project will enable HSI to relocate from a facility that no longer meets mission requirements. Further, it will enable HSI to consolidate operations from two geographically separated facilities into one. Tenant improvements at Rio Grande City, TX facility will provide sufficient space for expanded staff, mission support, and special use space such as technical laboratories, wire rooms, and an HSDN room. ICE will achieve numerous efficiencies through use of current DHS and Agency space standards and WTI to optimize utilization, workflow, and daily operations.

Construction /Lease Award Schedule:

<b>Activity</b>	<b>Estimated Schedule</b>
Contract Solicitation (Lease Solicitation)	FY 2022 Q4
Design Award (Lease Award)	FY 2023 Q3
Design Complete	FY 2023 Q4
Construction Award	FY 2023 Q4
Construction Start	FY 2024 Q1
Construction Complete	FY 2024 Q3

**Project #8: New Lease Tenant Improvements for ERO and HSI Colocation Facility, Wenatchee, WA**

Funding Requirement: \$2.4M to provide tenant improvements to co-locate ICE ERO and HSI at a newly leased space in Wenatchee, WA.

Description: This project will replace an existing leased facility for ERO and HSI that does not meet current seismic code requirements.

Justification: The current ICE colocation facility supporting ERO and HSI missions in Wenatchee, WA does not meet current seismic code requirements and the lessor is unwilling/unable to perform the necessary upgrades to bring the facility into compliance. As a result, GSA cannot enter into a long-term lease at this location due to potential life safety risks to occupants during an earthquake or other seismic event. The current lease extension expires in 2024 and no further extensions can be granted. ERO requires a new facility to continue providing criminal apprehension and non-detained coverage to three counties. Similarly, HSI provides investigation and law enforcement support to four counties, direct response to two ports-of-entry, counter-narcotics, and crimes against children support. There are no other ICE facilities in the proximity that can support these functions on either a short or long-term basis.

Impact: This project will enable ICE programs to relocate from a facility that is no longer safe to occupy without interruption to critical mission support. Further, ICE will achieve numerous efficiencies through use of current DHS and Agency space standards and WTI to optimize utilization, workflow, and daily operations.

Construction /Lease Award Schedule:

Activity	Estimated Schedule
Contract Solicitation (Lease Solicitation)	FY 2023 Q1
Design Award (Lease Award)	FY 2023 Q3
Design Complete	FY 2023 Q4
Construction Award	FY 2024 Q1
Construction Start	FY 2024 Q1
Construction Complete	FY 2024 Q3

# Department of Homeland Security

## *U.S. Immigration and Customs Enforcement*

### *Immigration Inspection User Fees*



**Fiscal Year 2023**

**Congressional Justification**

---

**Table of Contents**

*Immigration Inspection User Fees* .....1  
    Budget Comparison and Adjustments .....3  
    Summary of Budget Changes .....7  
    Non Pay Budget Exhibits.....8

*Immigration Inspection User Fees***Budget Comparison and Adjustments****Comparison of Budget Authority***(Dollars in Thousands)*

	FY 2021 Enacted			FY 2022 President's Budget			FY 2023 President's Budget			FY 2022 to FY 2023 Total Changes		
	Pos.	FTE	Amount	Pos.	FTE	Amount	Pos.	FTE	Amount	Pos.	FTE	Amount
Immigration Inspection User Fees	-	-	\$135,000	-	-	\$135,000	-	-	\$135,000	-	-	-
<b>Total</b>	-	-	<b>\$135,000</b>	-	-	<b>\$135,000</b>	-	-	<b>\$135,000</b>	-	-	-
Subtotal Mandatory - Fee	-	-	\$135,000	-	-	\$135,000	-	-	\$135,000	-	-	-

**Fee Authority: 8 U.S.C. 1356: 8 CFR Part 2:** The Immigration and Nationality Act (INA), codified under Title 8 USC Sec. 1356(d), provides the authority to impose user fees for travelers arriving in the United States by a commercial vessel or commercial aircraft at U.S.-operated air and sea ports of entry (POEs), including the Immigration Inspection User Fee (IIUF). The IIUF is currently set at \$7 for passengers arriving via an air or sea POE when the trip originated abroad, and \$3 for passengers arriving at a sea POE when the trip originated in the United States, Mexico, or Canada.

**Fee Uses:** IIUF collections provide budgetary resources that helps fund frontline mission activities of both U.S. Customs and Border Protections (CBP) and ICE. Specifically, IIUF finances a portion of CBP, and ICE expenses related to deterring, detecting, detaining, adjudicating, and removing passengers attempting to make unauthorized arrivals or bring noncitizens unlawfully into the United States through air and sea POEs.

Although proceeds to ICE are governed by 8 U.S.C. § 1356(h)(2)(A), the use of user fees is governed by section 1356(i). That section states, in relevant part: “only to the extent provided in appropriations Acts, any amounts collected under this subsection shall be credited as offsetting collections to the currently applicable appropriation, account, or fund of the U.S. Customs and Border Protection, remain available until expended, and be available for the purposes for which such appropriation, account, or fund is authorized to be used.”

Fees are collected by CBP from foreign passengers arriving on commercial aircraft and vessels at U.S.-operated air and sea POEs. In FY 2023, CBP will receive 82.6 percent of total collections. ICE will receive 17.4 percent. Estimates remain at current statutorily established levels.

The U.S. response to the COVID-19 Pandemic, notably border closures, has had a significant, adverse impact on the receipts CBP receives. This impacts ICE and its planning for applying of its IIUF proceeds amongst ICE Directorates and Programs. This request presents a pre-Pandemic scenario during which ICE would seek to leverage \$135 million in IIUF allotments to programs. In FY 2021, ICE allotted only to ERO and to HSI, preserving fee balances for exigent circumstances, and continues to prioritize these two Program areas into FY 2022. ICE will keep the Committees on Appropriations advised of the receipt profile during FY 2022 and any adverse impacts to ICE programs resulting from a continuation of reduced fee proceeds into FY 2023.



IIUF reimburses costs incurred in four ICE Directorates within the O&S appropriation. ICE determines the allocation of IIUF for each Program, Project, and Activity (PPA) based on the level of activity each program contributes toward related work, as determined by the annual ICE Immigration User Fee Study. The PPAs include:

- **Mission Support**: IIUF funds the expansion, operation, and maintenance of information systems for non-immigrant control and debt collection. Funds also sustain Mission Support activities indirectly associated with the detection, detention, adjudication, and removal of noncitizen criminals and those illegally present in the U.S, as well as for any purpose for which the Mission Support PPA appropriation is authorized to be used.
- **Office of Principal Legal Advisor (OPLA)**: IIUF collections compensate OPLA for costs incurred for removal and asylum proceedings of inadmissible noncitizens arriving on commercial aircraft and vessels. Funds also support immigration removal proceedings resulting from drug possession, presentation of fraudulent documents and/or failure to present documentation, as well as those for any noncitizen who is inadmissible under 8 U.S.C. § 1182(a) for having attempted illegal entry into the United States through avoidance of immigration inspection at air or sea POEs, as well as for any purpose for which the OPLA PPA appropriation is authorized to be used.
- **Homeland Security Investigations (HSI)**: IIUF funds activities related to the detection of fraudulent documents used by passengers traveling to the United States, including for the training of and technical assistance to commercial airline personnel regarding such detection. Additionally, funds are used to cover the operational costs that support investigations of noncitizens arrested at air or sea POEs, and for the development of Homeland Security Intelligence Reports that support CBP inspection and pre-inspection activities. IIUF collections also partially reimburse base funding to cover fuel and maintenance costs for vehicles, as well as for any purpose for which the HSI PPA appropriation is authorized to be used.
- **Enforcement and Removal Operations (ERO)**: IIUF funds detention and removal services for inadmissible noncitizens arriving on commercial aircraft and vessels, and for any noncitizen who is inadmissible under 8 U.S.C. § 1182(a) for having attempted illegal entry into the United States through avoidance of inspection at an air or sea POE. In FY 2023, the ERO IIUF allocation to Custody Operations will fund an estimated 1,253 of 25,000 adult detention beds, at an average daily rate of \$148.62. The remaining 23,747 adult detention beds are funded by ICE's O&S appropriation and from the Breached Bond Detention Fund account. IIUF collections also may partially reimburse base funding to cover fuel and maintenance costs for vehicles, as well as for any purpose for which the ERO PPA appropriation is authorized to be used.

**Change Mechanism:** Any proposed fee amount changes must be submitted by legislative proposal.

**Previous Changes:** Amendments to the Immigration and Nationality Act. 8 U.S.C. 1356, passed in 1986, allowed the INS to begin charging a fee for the inspection of passengers on commercial aircraft or vessels. The fee was initially set at \$5.00 per passenger in 1986, increased to \$6.00 per passenger in 1993 and to \$7.00 per passenger in May 2002. The legislation that increased the fee to \$7.00 introduced a second fee of \$3.00 per

passenger effective February 27, 2003. This second fee applied to vessel passengers whose journey originated in the United States, Canada, or Mexico. Passengers to whom the \$3.00 fee applied had previously been exempt.

**Recovery Rate:** The fee rate does not properly recover the cost of the activities being conducted, but supplements other appropriated and non-appropriated sources.

#### Historical Collections and Cost Recovery Rate

<i>(Dollars in Thousands)</i>	<b>FY 2017</b>	<b>FY 2018</b>	<b>FY 2019</b>	<b>FY 2020</b>	<b>FY 2021</b>	<b>Five-Year Total</b>
<b>Total Amount of Fee Collected</b>	<b>\$151,130</b>	<b>\$163,569</b>	<b>\$161,394</b>	<b>\$93,977</b>	<b>\$45,770</b>	<b>\$615,840</b>
Total of Eligible Expenses	\$152,160	\$168,741	\$137,089	\$124,272	\$106,999	\$689,261
<b>Cost Recovery %</b>	<b>99.3%</b>	<b>96.9%</b>	<b>117.7%</b>	<b>75.6%</b>	<b>42.8%</b>	<b>89.3%</b>

## Immigration Inspection User Fees Budget Authority and Obligations

*(Dollars in Thousands)*

	FY 2021	FY 2022	FY 2023
<b>Enacted/Request</b>	<b>\$135,000</b>	<b>\$135,000</b>	<b>\$135,000</b>
Carryover - Start of Year	\$116,026	\$170,919	\$181,038
Recoveries	\$23,956	\$12,000	\$12,000
Rescissions to Current Year/Budget Year	-	-	-
Net Sequestered Resources	\$2,936	(\$1,881)	-
Reprogramming/Transfers	-	-	-
Supplementals	-	-	-
<b>Total Budget Authority</b>	<b>\$277,918</b>	<b>\$316,038</b>	<b>\$328,038</b>
Collections - Reimbursable Resources	-	-	-
Collections - Other Sources	-	-	-
<b>Total Budget Resources</b>	<b>\$277,918</b>	<b>\$316,038</b>	<b>\$328,038</b>
Obligations (Actual/Estimates/Projections)	\$106,999	\$135,000	\$135,000
<b>Personnel: Positions and FTE</b>			
Enacted/Request Positions	-	-	-
Enacted/Request FTE	-	-	-
<b>Onboard and Actual FTE</b>			
Onboard (Actual/Estimates/Projections)	-	-	-
FTE (Actual/Estimates/Projections)	-	-	-

**Immigration Inspection User Fees****Summary of Budget Changes***(Dollars in Thousands)*

	<b>Positions</b>	<b>FTE</b>	<b>Amount</b>
<b>FY 2021 Enacted</b>	-	-	<b>\$135,000</b>
<b>FY 2022 President's Budget</b>	-	-	<b>\$135,000</b>
<b>FY 2023 Base Budget</b>	-	-	<b>\$135,000</b>
<b>Total Technical Changes</b>	-	-	-
<b>Total Transfers</b>	-	-	-
<b>Total Pricing Changes</b>	-	-	-
<b>Total Adjustments-to-Base</b>	-	-	-
<b>FY 2023 Current Services</b>	-	-	<b>\$135,000</b>
<b>Total Program Changes</b>	-	-	-
<b>FY 2023 Request</b>	-	-	<b>\$135,000</b>
<b>FY 2022 TO FY 2023 Change</b>	-	-	-

## Immigration Inspection User Fees Non Pay Budget Exhibits

### Non Pay Summary (Dollars in Thousands)

	FY 2021 Enacted	FY 2022 President's Budget	FY 2023 President's Budget	FY 2022 to FY 2023 Change
Immigration Inspection User Fees	\$135,000	\$135,000	\$135,000	-
<b>Total</b>	<b>\$135,000</b>	<b>\$135,000</b>	<b>\$135,000</b>	<b>-</b>
Subtotal Mandatory - Fee	\$135,000	\$135,000	\$135,000	-

### Non Pay by Object Class (Dollars in Thousands)

	FY 2021 Enacted	FY 2022 President's Budget	FY 2023 President's Budget	FY 2022 to FY 2023 Change
21.0 Travel and Transportation of Persons	\$6,490	\$6,490	\$6,490	-
22.0 Transportation of Things	\$1,508	\$1,508	\$1,508	-
23.2 Rental Payments to Others	\$129	\$129	\$129	-
23.3 Communications, Utilities, & Miscellaneous	\$163	\$163	\$163	-
25.1 Advisory & Assistance Services	\$11,612	\$11,612	\$11,612	-
25.2 Other Services from Non-Federal Sources	\$14,772	\$14,772	\$14,772	-
25.3 Other Purchases of goods and services	\$6,520	\$6,520	\$6,520	-
25.4 Operations & Maintenance of Facilities	\$57,236	\$57,236	\$57,236	-
25.6 Medical Care	\$26,053	\$26,053	\$26,053	-
25.7 Operation & Maintenance of Equipment	\$4,715	\$4,715	\$4,715	-
25.8 Subsistence and Support of Persons	\$4	\$4	\$4	-
26.0 Supplies & Materials	\$4,371	\$4,371	\$4,371	-
31.0 Equipment	\$1,419	\$1,419	\$1,419	-
42.0 Insurance Claims and Indemnities	\$8	\$8	\$8	-
<b>Total - Non Pay Budget Object Class</b>	<b>\$135,000</b>	<b>\$135,000</b>	<b>\$135,000</b>	<b>-</b>

**Non Pay Cost Drivers**

	<b>FY 2021 Enacted</b>	<b>FY 2022 President's Budget</b>	<b>FY 2023 President's Budget</b>	<b>FY 2022 to FY 2023 Total Changes</b>
Contracts - Detention Beds / Guards / Noncitizen Welfare (Adult)	\$69,979	\$69,979	\$69,979	-
Headquarters Contracts	\$24,599	\$24,599	\$24,599	-
Permanent Change of Station	\$15,609	\$15,609	\$15,609	-
Fleet / Fuel	\$9,826	\$9,826	\$9,826	-
Other Costs	\$14,987	\$14,987	\$14,987	-
<b>Total - Non-Pay Cost Drivers</b>	<b>\$135,000</b>	<b>\$135,000</b>	<b>\$135,000</b>	<b>-</b>

**Explanation of Non Pay Cost Drivers**

**Detention Beds / Guards / Noncitizen Welfare (Adult):** Adult detention costs have several components, including detention bed acquisition, guard services, detainee meals, welfare items, health care, and other indirect costs. The FY 2023 Budget requests funding for 25,000 adult beds. A total of 23,010 adult detention beds are funded within ICE's O&S appropriation, with the remaining 1,990 funded by fee accounts. In FY 2023, ICE will use IIUF collections to fund the equivalent of 1,253 adult detention beds at an average daily rate of \$148.62 for direct costs.

**Headquarters Contracts:** These contracts provide support for investigative activities and include but are not limited to: Title-III wiretap contracts; multiple tracking and data analysis systems; and consolidated IT equipment purchases.

**Permanent Change of Station (PCS):** PCS includes the costs associated with relocating employees to domestic or overseas offices.

**Fleet/Fuel:** IIUF funds partially reimburse base-appropriated expenses to cover fuel and maintenance costs for over 6,000 ICE vehicles.

**Other Costs:** Other costs include one-time charges for travel, temporary duty travel (TDY), rental utilities, and equipment.

# Department of Homeland Security

*U.S. Immigration and Customs Enforcement*

*Breached Bond Detention Fund*



**Fiscal Year 2023**

**Congressional Justification**

---

**Table of Contents**

*Breached Bond Detention Fund* .....1  
    Budget Comparison and Adjustments .....3  
    Summary of Budget Changes .....6  
    Non Pay Budget Exhibits.....7



**Breached Bond Detention Fund**

**Budget Comparison and Adjustments**

**Comparison of Budget Authority**

*(Dollars in Thousands)*

	FY 2021 Enacted			FY 2022 President's Budget			FY 2023 President's Budget			FY 2022 to FY 2023 Total Changes		
	Pos.	FTE	Amount	Pos.	FTE	Amount	Pos.	FTE	Amount	Pos.	FTE	Amount
Breached Bond Detention Fund	-	-	\$55,000	-	-	\$55,000	-	-	\$55,000	-	-	-
<b>Total</b>	-	-	<b>\$55,000</b>	-	-	<b>\$55,000</b>	-	-	<b>\$55,000</b>	-	-	-
Subtotal Mandatory - Fee	-	-	\$55,000	-	-	\$55,000	-	-	\$55,000	-	-	-

**Fee Authority:**

The Breached Bond Detention Fund (BBDF) is authorized in Section 112 of the Department of Justice Appropriations Act of 1993 (P.L. 102-395). This Act amended Section 286 of the Immigration and Nationality Act of 1952, as amended, by establishing in the General Fund of the Treasury, a separate account to be called the Breached Bond Detention Fund. Pursuant to statute, ICE remits the first \$8.0M collected to the General Fund of the U.S. Treasury. All additional collections are deposited into the BBDF, and amounts remain available until expended. There are two sources of revenue for the BBDF:

1. Immigration bonds posted for the release of noncitizens detained by Enforcement and Removal Operations (ERO) field offices, as authorized by Title 8 of C.F.R. Subsection 103.6; and,
2. Application fees authorized by Section 245(i) of the Legal Immigrant and Family Equity (LIFE) Act.

**Fee Uses:** The BBDF provides budgetary resources for detention bed expenses and other Bond Management Unit (BMU) costs incurred by ERO. The fund covers collection, bond management, detention, and litigation activities. Litigation activities target compliance from surety companies found to be delinquent in meeting their obligations. ERO’s BMU administers the BBDF and supports field operations by providing guidance related to immigration bond management. The BMU also ensures compliance with bond laws, regulations, policies, and procedures through training, site visits, and technical oversight. The BMU coordinates with other ICE programs to facilitate the timely resolution of bond litigation issues, as well as for financial reporting.

The BBDF offsets costs incurred in the ERO Directorate within ICE’s O&S appropriation. ERO uses BBDF collections as follows:

- Supporting the detention of noncitizens, including for related costs such as health care and non-bed general expenses;

**U.S. Immigration and Customs Enforcement****Breached Bond Detention Fund**

- Financing the collection of breached bonds, bond management, and litigation activities to target compliance from surety companies found to be delinquent in meeting their obligations; and
- BMU administrative support, including mission related travel, training, bond reviews, and IT systems requirements.

In FY 2023, ICE plans to use BBDF collections to fund 737 of the requested 25,000 adult detention beds at an average daily rate of \$148.62 for direct costs, provided proceeds materialize. The remaining 24,263 adult detention beds will be funded from the O&S appropriation and from Immigration Inspection User Fee (IIUF) proceeds collected by U.S. Customs and Border Protection.

**Change Mechanism:** Any proposed changes in the amounts designated in the annual President’s Budget require an authorization from the Office of Management and Budget.

**Previous Changes:** In 1998, Immigration Detention Account receipts merged into this account. Congress enacted the LIFE Act, which extended the eligibility date for 245(i) of the INA from 1998 to 2000.

**Recovery Rate:** Title 8 does not specify whether the intention of this fee was full cost recovery. Pursuant to statute, all fees in excess of the first \$8.0M are available until expended. Fees are not set based on expected costs.

### Historical Collections and Cost Recovery Rate

<i>(Dollars in Thousands)</i>	FY 2017	FY 2018	FY 2019	FY 2020	FY 2021	Five-Year Total
<b>Total Amount of Fee Collected</b>	\$53,980	\$64,121	\$73,443	\$51,420	\$26,610	\$269,175
Total of Eligible Expenses	\$54,903	\$50,954	\$54,931	\$840*	\$114,050	\$275,678
<b>Cost Recovery %</b>	<b>98.3%</b>	<b>125.8%</b>	<b>133.7%</b>	<b>6,121.4%*</b>	<b>23.0%</b>	<b>97.6%</b>

\*While COVID-19 did not heavily impact BBDF collections in FY 2020, detention bed contracts saw low execution rates.

## Breached Bond Detention Fund Budget Authority and Obligations

*(Dollars in Thousands)*

	FY 2021	FY 2022	FY 2023
<b>Enacted/Request</b>	<b>\$55,000</b>	<b>\$55,000</b>	<b>\$55,000</b>
Carryover - Start of Year	\$101,895	\$44,385	\$42,323
Recoveries	-	\$50	\$50
Rescissions to Current Year/Budget Year	-	-	-
Net Sequestered Resources	\$1,540	(\$2,112)	-
Reprogramming/Transfers	-	-	-
Supplementals	-	-	-
<b>Total Budget Authority</b>	<b>\$158,435</b>	<b>\$97,323</b>	<b>\$97,373</b>
Collections - Reimbursable Resources	-	-	-
Collections - Other Sources	-	-	-
<b>Total Budget Resources</b>	<b>\$158,435</b>	<b>\$97,323</b>	<b>\$97,373</b>
Obligations (Actual/Estimates/Projections)	\$114,050	\$55,000	\$55,000
<b>Personnel: Positions and FTE</b>			
Enacted/Request Positions	-	-	-
Enacted/Request FTE	-	-	-
<b>Onboard and Actual FTE</b>			
Onboard (Actual/Estimates/Projections)	-	-	-
FTE (Actual/Estimates/Projections)	-	-	-

**Breached Bond Detention Fund****Summary of Budget Changes***(Dollars in Thousands)*

	<b>Positions</b>	<b>FTE</b>	<b>Amount</b>
<b>FY 2021 Enacted</b>	-	-	<b>\$55,000</b>
<b>FY 2022 President's Budget</b>	-	-	<b>\$55,000</b>
<b>FY 2023 Base Budget</b>	-	-	<b>\$55,000</b>
<b>Total Technical Changes</b>	-	-	-
<b>Total Transfers</b>	-	-	-
<b>Total Pricing Changes</b>	-	-	-
<b>Total Adjustments-to-Base</b>	-	-	-
<b>FY 2023 Current Services</b>	-	-	<b>\$55,000</b>
<b>Total Program Changes</b>	-	-	-
<b>FY 2023 Request</b>	-	-	<b>\$55,000</b>
<b>FY 2022 TO FY 2023 Change</b>	-	-	-

**Breached Bond Detention Fund**

**Non Pay Budget Exhibits**

**Non Pay Summary**

*(Dollars in Thousands)*

	<b>FY 2021 Enacted</b>	<b>FY 2022 President's Budget</b>	<b>FY 2023 President's Budget</b>	<b>FY 2022 to FY 2023 Change</b>
Breached Bond Detention Fund	\$55,000	\$55,000	\$55,000	-
<b>Total</b>	<b>\$55,000</b>	<b>\$55,000</b>	<b>\$55,000</b>	<b>-</b>
Subtotal Mandatory - Fee	\$55,000	\$55,000	\$55,000	-

**Non Pay by Object Class**

*(Dollars in Thousands)*

	<b>FY 2021 Enacted</b>	<b>FY 2022 President's Budget</b>	<b>FY 2023 President's Budget</b>	<b>FY 2022 to FY 2023 Change</b>
21.0 Travel and Transportation of Persons	\$435	\$435	\$435	-
22.0 Transportation of Things	\$1	\$1	\$1	-
25.1 Advisory & Assistance Services	\$3	\$3	\$3	-
25.2 Other Services from Non-Federal Sources	\$8	\$8	\$8	-
25.4 Operations & Maintenance of Facilities	\$52,462	\$52,462	\$52,462	-
25.6 Medical Care	\$1,628	\$1,628	\$1,628	-
25.7 Operation & Maintenance of Equipment	\$228	\$228	\$228	-
26.0 Supplies & Materials	\$235	\$235	\$235	-
<b>Total - Non Pay Budget Object Class</b>	<b>\$55,000</b>	<b>\$55,000</b>	<b>\$55,000</b>	<b>-</b>

## Non Pay Cost Drivers

	FY 2021 Enacted	FY 2022 President's Budget	FY 2023 President's Budget	FY 2022 to FY 2023 Total Changes
Contracts - Detention Beds / Guards / Noncitizen Welfare (Adult)	\$49,963	\$49,963	\$49,963	-
Other Costs	\$5,037	\$5,037	\$5,037	-
<b>Total - Non-Pay Cost Drivers</b>	<b>\$55,000</b>	<b>\$55,000</b>	<b>\$55,000</b>	-

### Explanation of Non Pay Cost Drivers

**Detention Beds / Guards / Noncitizen Welfare (Adult):** Adult detention costs have several components, including detention bed acquisition, guard services, detainee meals, welfare items, health care, and other indirect costs. In FY 2023, ICE requests funding for 25,000 adult detention beds. Of the total adult detention beds requested, 23,010 are proposed to be funded within ICE's O&S appropriation, with the remaining 1,990 funded by fee account proceeds. ICE seeks to fund the equivalent of 737 adult detention beds with fees collected from the BBDF provided proceeds materialize, at an average daily rate of \$148.62 for direct costs.

**Other Costs:** BBDF resources are also used to provide non-pay administrative support to the BMU, which administers the BBDF and supports field operations by providing guidance related to immigration bond management. This support includes mission related travel, training, bond reviews, and IT system requirements.

# Department of Homeland Security

*U.S. Immigration and Customs Enforcement*

*Student and Exchange Visitor Program*



**Fiscal Year 2023**

**Congressional Justification**

---

**Table of Contents**

*Student and Exchange Visitor Program* .....1

    Budget Comparison and Adjustments ..... 3

    Summary of Budget Changes ..... 6

    Personnel Compensation and Benefits..... 7

    Non Pay Budget Exhibits..... 10



## Student and Exchange Visitor Program

### Budget Comparison and Adjustments

#### Comparison of Budget Authority and Request

*(Dollars in Thousands)*

	FY 2021 Enacted			FY 2022 President's Budget			FY 2023 President's Budget			FY 2022 to FY 2023 Total Changes		
	Pos.	FTE	Amount	Pos.	FTE	Amount	Pos.	FTE	Amount	Pos.	FTE	Amount
Student and Exchange Visitor Program	397	376	\$186,610	397	376	\$186,610	397	376	\$186,610	-	-	-
<b>Total</b>	<b>397</b>	<b>376</b>	<b>\$186,610</b>	<b>397</b>	<b>376</b>	<b>\$186,610</b>	<b>397</b>	<b>376</b>	<b>\$186,610</b>	-	-	-
Subtotal Mandatory - Fee	397	376	\$186,610	397	376	\$186,610	397	376	\$186,610	-	-	-

#### **Fee Authority: 8 U.S.C. § 1372(e):**

The Secretary of Homeland Security is specifically authorized to collect fees for the Student and Exchange Visitor program (SEVP) from prospective F and M students, and J exchange visitors, subject to certain limits for certain J-1 noncitizens, per 8 U.S.C. § 1372(e)(1). Further, Section 286(m) of the Immigration and Nationality Act (INA) authorizes the Secretary to collect fees for adjudication and naturalization services at a level that would ensure recovery of the full costs of providing such services. All fees collected are deposited as offsetting receipts into the Immigration Examinations Fee Account (INS section 286(m)(n)) and are available until expended.

**Fee Uses:** SEVP is an enforcement program that helps to keep the United States safe while facilitating the participation of non-U.S. students and exchange visitors in domestic academic programs. Homeland Security Investigations (HSI) uses SEVP funds to enhance national security by collecting, maintaining, and providing reliable information on foreign students, exchange visitors, and the schools and exchange programs hosting participants. The HSI National Security Investigations Division (NSID) administers SEVP, which includes overseeing the School Certification Program and managing the Student and Exchange Visitor Information System (SEVIS), a web-based system for maintaining information on international students and exchange visitors who have been approved to work while in their program. HSI uses SEVP funds to collect, maintain, analyze, and provide information so that only legitimate foreign students or exchange visitors can gain entry to the United States. HSI also uses SEVP resources to verify that the over one million international students and their dependents holding temporary visas in the United States comply with U.S. laws, to enforce compliance with school certification programs, and to work with NSID partners to reduce both the risk of benefit fraud and the exploitation of the student visa system.

**Change Mechanism:** The Secretary is authorized to periodically revise program participation fees, with certain exceptions, to consider changes in the overall cost of carrying out the program.

**Previous Changes:** After an internal review to determine if existing fees would cover the full cost of operations, ICE proposed to adjust SEVP fees and to receive public comment via a notice of proposed rulemaking in the Federal Register. The fee increase was approved by the Secretary of Homeland Security, effective June 24, 2019.

**Recovery Rate:** Section 286(m) of the INA authorizes the Secretary of Homeland Security to collect fees for adjudication and naturalization services at a level that would ensure recovery of the full costs of providing such services, including the costs of providing similar services without charge to asylum applicants and certain other noncitizens. Additionally, pursuant to INA section 286(m), the level that is set may include recovery of any additional costs associated with the administration of the fees themselves. Section 51.13 of OMB Circular A-11, Preparation, Submission and Execution of the Budget, December 2019, directs agencies to develop user charge estimates based on the full cost recovery policy set forth in OMB Circular A-25, User Charges (budget formulation and execution policy regarding user fees). SEVP is intended to be full-cost recovery. Over the FY 2014 – FY 2020 timeframe, SEVP fees collected have not been sufficient to provide full-cost recovery in all years due to drawbacks, recoveries, and variability in collections. Additionally, the adverse impacts presented by the COVID-19 pandemic and subsequent decline in SEVP participation had negative impacts on receipts beginning in FY 2022 and on into FY 2021.

#### Historical Collections and Cost Recovery Rate

<i>(Dollars in Thousands)</i>	<b>FY 2017</b>	<b>FY 2018</b>	<b>FY 2019</b>	<b>FY 2020</b>	<b>FY 2021</b>	<b>Five-Year Total</b>
<b>Total Amount of Fee Collected</b>	<b>\$129,993</b>	<b>\$123,953</b>	<b>\$138,523</b>	<b>\$85,317</b>	<b>\$170,860</b>	<b>\$648,646</b>
Total of Eligible Expenses	\$164,470	\$175,192	\$170,176	\$58,735 <sup>1</sup>	\$144,219	\$712,792
<b>Cost Recovery %</b>	<b>79.0%</b>	<b>70.8%</b>	<b>81.4%</b>	<b>145.3%<sup>1</sup></b>	<b>118.5%</b>	<b>91%</b>

<sup>1</sup> - Eligible expenses include only those expenses in SEVP's Treasury Account Fund Symbol (TAFS). In FY 2020, an additional \$70.8M in reprogrammed funds were expensed in ICE's base/annual TAFS, due to a decline in proceeds resulting from the global response to the COVID-19 Pandemic.

## Student and Exchange Visitor Program Budget Authority and Obligations

*(Dollars in Thousands)*

	FY 2021	FY 2022	FY 2023
<b>Enacted/Request</b>	<b>\$186,610</b>	<b>\$186,610</b>	<b>\$186,610</b>
Carryover - Start of Year	\$94,194	\$135,320	\$178,119
Recoveries	\$3,440	\$8,000	\$8,000
Rescissions to Current Year/Budget Year	-	-	-
Net Sequestered Resources	(\$4,705)	\$1,189	-
Reprogramming/Transfers	-	-	-
Supplementals	-	-	-
<b>Total Budget Authority</b>	<b>\$279,539</b>	<b>\$331,119</b>	<b>\$372,729</b>
Collections - Reimbursable Resources	-	-	-
Collections - Other Sources	-	-	-
<b>Total Budget Resources</b>	<b>\$279,539</b>	<b>\$331,119</b>	<b>\$372,729</b>
Obligations (Actual/Estimates/Projections)	\$144,219	\$153,000	\$160,000
<b>Personnel: Positions and FTE</b>			
Enacted/Request Positions	397	397	397
Enacted/Request FTE	376	376	376
<b>Onboard and Actual FTE</b>			
Onboard (Actual/Estimates/Projections)	332	397	397
FTE (Actual/Estimates/Projections)	332	376	376

**Student and Exchange Visitor Program****Summary of Budget Changes***(Dollars in Thousands)*

	<b>Positions</b>	<b>FTE</b>	<b>Amount</b>
<b>FY 2021 Enacted</b>	<b>397</b>	<b>376</b>	<b>\$186,610</b>
<b>FY 2022 President's Budget</b>	<b>397</b>	<b>376</b>	<b>\$186,610</b>
<b>FY 2023 Base Budget</b>	<b>397</b>	<b>376</b>	<b>\$186,610</b>
<b>Total Technical Changes</b>	-	-	-
<b>Total Transfers</b>	-	-	-
<b>Total Pricing Changes</b>	-	-	-
<b>Total Adjustments-to-Base</b>	-	-	-
<b>FY 2023 Current Services</b>	<b>397</b>	<b>376</b>	<b>\$186,610</b>
<b>Total Program Changes</b>	-	-	-
<b>FY 2023 Request</b>	<b>397</b>	<b>376</b>	<b>\$186,610</b>
<b>FY 2022 TO FY 2023 Change</b>	-	-	-

**Student and Exchange Visitor Program  
Personnel Compensation and Benefits**

**Pay Summary**  
*(Dollars in Thousands)*

	FY 2021 Enacted				FY 2022 President's Budget				FY 2023 President's Budget				FY 2022 to FY 2023 Total			
	Pos.	FTE	Amount	Rate	Pos.	FTE	Amount	Rate	Pos.	FTE	Amount	Rate	Pos.	FTE	Amount	Rate
Student and Exchange Visitor Program	397	376	\$72,855	\$193.76	397	376	\$72,855	\$193.76	397	376	\$72,855	\$193.76	-	-	-	-
<b>Total</b>	<b>397</b>	<b>376</b>	<b>\$72,855</b>	<b>\$193.76</b>	<b>397</b>	<b>376</b>	<b>\$72,855</b>	<b>\$193.76</b>	<b>397</b>	<b>376</b>	<b>\$72,855</b>	<b>\$193.76</b>	<b>-</b>	<b>-</b>	<b>-</b>	<b>-</b>
Subtotal Mandatory - Fee	397	376	\$72,855	\$193.76	397	376	\$72,855	\$193.76	397	376	\$72,855	\$193.76	-	-	-	-

The FTE Rate calculation does not include Object Class 11.8-Special Personal Services Payments or 13.0-Benefits for Former Personnel

**Pay by Object Class**  
*(Dollars in Thousands)*

	FY 2021 Enacted	FY 2022 President's Budget	FY 2023 President's Budget	FY 2022 to FY 2023 Change
11.1 Full-time Permanent	\$44,052	\$44,052	\$44,052	-
11.5 Other Personnel Compensation	\$7,301	\$7,301	\$7,301	-
12.1 Civilian Personnel Benefits	\$21,502	\$21,502	\$21,502	-
<b>Total - Personnel Compensation and Benefits</b>	<b>\$72,855</b>	<b>\$72,855</b>	<b>\$72,855</b>	<b>-</b>
<b>Positions and FTE</b>				
Positions - Civilian	397	397	397	-
FTE - Civilian	376	376	376	-

**Pay Cost Drivers**

	FY 2021 Enacted			FY 2022 President's Budget			FY 2023 President's Budget			FY 2022 to FY 2023 Total Changes		
	FTE	Amount	Rate	FTE	Amount	Rate	FTE	Amount	Rate	FTE	Amount	Rate
Criminal Investigators	223	\$49,155	\$220.43	223	\$49,155	\$220.43	223	\$49,155	\$220.43	-	-	-
Non-LEOs	153	\$23,700	\$154.90	153	\$23,700	\$154.90	153	\$23,700	\$154.90	-	-	-
<b>Total - Pay Cost Drivers</b>	<b>376</b>	<b>\$72,855</b>	<b>\$193.76</b>	<b>376</b>	<b>\$72,855</b>	<b>\$193.76</b>	<b>376</b>	<b>\$72,855</b>	<b>\$193.76</b>	-	-	-

**Explanation of Pay Cost Drivers**

**Criminal Investigators:** SEVP law enforcement officers (LEOs) protect national security by collecting, maintaining, and providing reliable information on foreign students, exchange visitors, and the schools and programs that host them. LEOs also enforce compliance with school certification programs and work with the HSI Counterterrorism and Criminal Exploitation Unit (CTCEU) to reduce the risk of benefit fraud and the exploitation of the student visa system. CTCEU uses risk-based targeting of enforcement leads related to school fraud and exploitation of our immigration system by students. LEOs work to identify leads and actionable criminal/administrative investigations which have a nexus to F, M, and J visas. These leads are developed into cases of fraud, visa overstay, and counterterrorism.

**Non-LEOs:** Non-LEOs support SEVP LEOs in collecting, maintaining, and providing reliable information on foreign students. Over one million international students and their dependents already hold temporary visas and SEVP Non-LEOs play an integral role in managing this program element.

## Student and Exchange Visitor Program Permanent Positions by Grade – Appropriation

*(Dollars in Thousands)*

	FY 2021 Enacted	FY 2022 President's Budget	FY 2023 President's Budget	FY 2022 to FY 2023 Change
Total, SES	1	1	1	-
GS-15	11	11	11	-
GS-14	64	64	64	-
GS-13	280	280	280	-
GS-12	17	17	17	-
GS-11	12	12	12	-
GS-9	9	9	9	-
GS-7	3	3	3	-
<b>Total Permanent Positions</b>	<b>397</b>	<b>397</b>	<b>397</b>	<b>-</b>
Total Perm. Employment (Filled Positions) EOY	365	365	365	-
Unfilled Positions EOY	32	32	32	-
<b>Position Locations</b>				
Headquarters Civilian	56	56	56	-
U.S. Field Civilian	341	341	341	-
<b>Averages</b>				
Average Personnel Costs, ES Positions	\$185,597	\$187,453	\$192,654	\$5,201
Average Personnel Costs, GS Positions	\$99,665	\$100,662	\$124,329	\$23,667
Average Grade, GS Positions	13	13	13	-

## Student and Exchange Visitor Program

### Non Pay Budget Exhibits

#### Non Pay Summary

*(Dollars in Thousands)*

	FY 2021 Enacted	FY 2022 President's Budget	FY 2023 President's Budget	FY 2022 to FY 2023 Change
Student and Exchange Visitor Program	\$113,755	\$113,755	\$113,755	-
<b>Total</b>	<b>\$113,755</b>	<b>\$113,755</b>	<b>\$113,755</b>	<b>-</b>
Subtotal Mandatory - Fee	\$113,755	\$113,755	\$113,755	-

#### Non Pay by Object Class

*(Dollars in Thousands)*

	FY 2021 Enacted	FY 2022 President's Budget	FY 2023 President's Budget	FY 2022 to FY 2023 Change
21.0 Travel and Transportation of Persons	\$1,436	\$1,436	\$1,436	-
22.0 Transportation of Things	\$16	\$16	\$16	-
23.1 Rental Payments to GSA	\$11,727	\$11,727	\$11,727	-
23.2 Rental Payments to Others	\$24	\$24	\$24	-
23.3 Communications, Utilities, & Miscellaneous	\$502	\$502	\$502	-
25.1 Advisory & Assistance Services	\$3,463	\$3,463	\$3,463	-
25.2 Other Services from Non-Federal Sources	\$11,324	\$11,324	\$11,324	-
25.3 Other Purchases of goods and services	\$12,451	\$12,451	\$12,451	-
25.4 Operations & Maintenance of Facilities	\$14,061	\$14,061	\$14,061	-
25.6 Medical Care	\$1	\$1	\$1	-
25.7 Operation & Maintenance of Equipment	\$53,777	\$53,777	\$53,777	-
26.0 Supplies & Materials	\$305	\$305	\$305	-
31.0 Equipment	\$4,665	\$4,665	\$4,665	-
42.0 Insurance Claims and Indemnities	\$3	\$3	\$3	-
<b>Total - Non Pay Budget Object Class</b>	<b>\$113,755</b>	<b>\$113,755</b>	<b>\$113,755</b>	<b>-</b>



### Non Pay Cost Drivers

	FY 2021 Enacted	FY 2022 President's Budget	FY 2023 President's Budget	FY 2022 to FY 2023 Total Changes
Contract Support	\$60,454	\$60,454	\$60,454	-
CTCEU Contracts	\$24,008	\$24,008	\$24,008	-
Government Services	\$12,451	\$12,451	\$12,451	-
SEVIS Modernization	\$8,067	\$8,067	\$8,067	-
SEVIS Operations and Maintenance (O&M)	\$5,378	\$5,378	\$5,378	-
Other Costs	\$3,397	\$3,397	\$3,397	-
<b>Total - Non-Pay Cost Drivers</b>	<b>\$113,755</b>	<b>\$113,755</b>	<b>\$113,755</b>	<b>-</b>

#### Explanation of Non Pay Cost Drivers

**Contract Support:** SEVP contracts enable strategic development as the program expands and supports mitigating program vulnerabilities related to data entry, IT system performance, and noncitizen status monitoring.

**CTCEU Contracts:** CTCEU contracts inform management, supply manpower to perform mission critical functions, and provide technical expertise to support CTCEU's mission of noncitizen enforcement. Contract-provided services include noncitizen status and location data, lead processing, and big-data, open-source, and statistical analysis.

**Government Services:** This program element and funding includes nine Interagency Agreements (IAAs), which cover personnel supporting SEVP within DHS, the Department of State (DOS), and the General Services Administration (GSA).

**SEVIS Modernization:** SEVIS modernization was deployed in FY 2020. This program element and funding supports agile-developed modernization of the student portal, information sharing, information management, applications for certification/designation, adjudication, and tracking compliance.

**SEVIS Operations and Maintenance (O&M):** This program element and funding supports operations and maintenance of the modernized system.

**Other Costs:** Other costs include supplies, fuel, and other ancillary expenses.

# Department of Homeland Security

## *U.S. Immigration and Customs Enforcement*

### *Detention and Removal Office Fee*



**Fiscal Year 2023**  
**Congressional Justification**

---

**Table of Contents**

*Detention and Removal Office Fee* ..... **1**

    Budget Comparison and Adjustments ..... 3

    Summary of Budget Changes ..... 6

    Non Pay Budget Exhibits..... 7

**Detention and Removal Office Fee**  
**Budget Comparison and Adjustments**  
**Comparison of Budget Authority**

*(Dollars in Thousands)*

	FY 2021 Enacted			FY 2022 President's Budget			FY 2023 President's Budget			FY 2022 to FY 2023 Total Changes		
	Pos.	FTE	Amount	Pos.	FTE	Amount	Pos.	FTE	Amount	Pos.	FTE	Amount
Detention and Removal Office Fee	-	-	\$300	-	-	\$3,000	-	-	\$3,000	-	-	-
<b>Total</b>	-	-	<b>\$300</b>	-	-	<b>\$3,000</b>	-	-	<b>\$3,000</b>	-	-	-
Subtotal Mandatory - Fee	-	-	\$300	-	-	\$3,000	-	-	\$3,000	-	-	-

**Fee Authority:** The U.S. Attorney General may stay the removal of a noncitizen arriving at an air or seaport of entry (POE) when the noncitizen is needed to testify in the prosecution of a person for a violation of law of the U.S. of any State. Section 241(c)(2)(C)(i) of the Immigration and Nationality Act provides the Attorney General the authority to release the noncitizen upon the individual's filing of a bond not less than \$1,500, and Section 241(c)(2)(C)(iii) allows the Attorney General to prescribe additional conditions.

Under these circumstances, a noncitizen may request release by submitting an Application for Stay of Removal and pay the release bond. The individual may request a length of stay for up to one year. Anything over one year must be renewed by filing a new application. The Application for Stay of Deportation or Removal (I-246) fee – currently \$155 per application – is collected and deposited into the Immigration Examination Fee Account (Title 8 USC Sec. 1356(m) and (n)). U.S. Citizenship and Immigration Services (USCIS) collected these fees prior to FY 2009, but the Detention and Removal Office (DRO) Fee's collections were transitioned to ICE in FY 2009. ICE began accounting for this fee account formally in the FY 2022 President's Budget submission. Cases and application statuses—I-246, in conjunction with other relevant ICE forms—are monitored for compliance by the Enforcement and Removal Operations (ERO) Field Offices at which they are filed and submitted.

**Fee Uses:** DRO fee collections cover the costs incurred by DRO during a stay of deportation or removal. The collections are also used to fund some Custody Operations non-bed general expenses (GE).

**Change Mechanism:** While there is no legislative requirement to adjust the fee, any fee changes must be published in the Federal Register.

**Previous Changes:** There are no known previous changes.

**Recovery Rate:** Because obligations in this mandatory account are historically minimal, the costs are known to be fully recovered.

### Historical Collections and Cost Recovery Rate

<i>(Dollars in Thousands)</i>	FY 2017	FY 2018	FY 2019	FY 2020 <sup>1</sup>	FY 2021	Five-Year Total
<b>Total Amount of Fee Collected</b>	<b>\$1,608</b>	<b>\$1,194</b>	<b>\$707</b>	<b>\$437</b>	<b>\$300</b>	<b>\$4,246</b>
Total of Eligible Expenses	\$1,556	\$1,349	\$717	-	\$774	\$4,395
<b>Cost Recovery %</b>	<b>103.3%</b>	<b>88.5%</b>	<b>98.6%</b>	<b>0.0%</b>	<b>38.8%</b>	<b>96.6%</b>

1 - There were no eligible expenses in FY 2020 because no funds were obligated.

## Detention and Removal Office Fee Budget Authority and Obligations

*(Dollars in Thousands)*

	FY 2021	FY 2022	FY 2023
<b>Enacted/Request</b>	<b>\$300</b>	<b>\$3,000</b>	<b>\$3,000</b>
Carryover - Start of Year	\$521	\$47	\$2,047
Recoveries	-	-	\$1
Rescissions to Current Year/Budget Year	-	-	-
Net Sequestered Resources	-	-	-
Reprogramming/Transfers	-	-	-
Supplementals	-	-	-
<b>Total Budget Authority</b>	<b>\$821</b>	<b>\$3,047</b>	<b>\$5,048</b>
Collections - Reimbursable Resources	-	-	-
Collections - Other Sources	-	-	-
<b>Total Budget Resources</b>	<b>\$821</b>	<b>\$3,047</b>	<b>\$5,048</b>
Obligations (Actual/Estimates/Projections)	\$774	\$1,000	\$1,750
<b>Personnel: Positions and FTE</b>			
Enacted/Request Positions	-	-	-
Enacted/Request FTE	-	-	-
<b>Onboard and Actual FTE</b>			
Onboard (Actual/Estimates/Projections)	-	-	-
FTE (Actual/Estimates/Projections)	-	-	-

FY 2021 carryover differs from the FY 2022 President's Budget due to an updated carryover amount.

**Detention and Removal Office Fee**  
**Summary of Budget Changes***(Dollars in Thousands)*

	<b>Positions</b>	<b>FTE</b>	<b>Amount</b>
<b>FY 2021 Enacted</b>	-	-	<b>\$300</b>
<b>FY 2022 President's Budget</b>	-	-	<b>\$3,000</b>
<b>FY 2023 Base Budget</b>	-	-	<b>\$3,000</b>
<b>Total Technical Changes</b>	-	-	-
<b>Total Transfers</b>	-	-	-
<b>Total Pricing Changes</b>	-	-	-
<b>Total Adjustments-to-Base</b>	-	-	-
<b>FY 2023 Current Services</b>	-	-	<b>\$3,000</b>
<b>Total Program Changes</b>	-	-	-
<b>FY 2023 Request</b>	-	-	<b>\$3,000</b>
<b>FY 2022 TO FY 2023 Change</b>	-	-	-

**Detention and Removal Office Fee  
Non Pay Budget Exhibits**

**Non Pay Summary**  
*(Dollars in Thousands)*

	<b>FY 2021 Enacted</b>	<b>FY 2022 President's Budget</b>	<b>FY 2023 President's Budget</b>	<b>FY 2022 to FY 2023 Change</b>
Detention and Removal Office Fee	\$300	\$3,000	\$3,000	-
<b>Total</b>	<b>\$300</b>	<b>\$3,000</b>	<b>\$3,000</b>	-
Subtotal Mandatory - Fee	\$300	\$3,000	\$3,000	-

**Non Pay by Object Class**  
*(Dollars in Thousands)*

	<b>FY 2021 Enacted</b>	<b>FY 2022 President's Budget</b>	<b>FY 2023 President's Budget</b>	<b>FY 2022 to FY 2023 Change</b>
25.4 Operations & Maintenance of Facilities	\$300	\$3,000	\$3,000	-
<b>Total - Non Pay Budget Object Class</b>	<b>\$300</b>	<b>\$3,000</b>	<b>\$3,000</b>	-



**Non Pay Cost Drivers**

	<b>FY 2021 Enacted</b>	<b>FY 2022 President's Budget</b>	<b>FY 2023 President's Budget</b>	<b>FY 2022 to FY 2023 Total Changes</b>
Contracts – Medical Services and Detention	\$300	\$3,000	\$3,000	-
<b>Total - Non-Pay Cost Drivers</b>	<b>\$300</b>	<b>\$3,000</b>	<b>\$3,000</b>	<b>-</b>

**Explanation of Non Pay Cost Drivers**

**Medical Services and Detention:** Costs include contracts for medical services, detention services, and costs incurred by the Detention and Removal Office. This funding further supports ICE’s detention network. Non-bed GE such as supplies, travel, training, and equipment are also included.